SUMMARY TEST DATA
ON
QC-5010-NFF

Customer:
SO No:
Model No: QC-5010-NFF
Serial No: PL26261/1932

Tested By: E. Kretz
Temperature: +25°C
Date: 8/8/2019
Drawing No: 27636500 **Rev:** A1

TEST ITEM NO.	PARAMETERS	SPECIFIED VALUE	TEST RESULTS	QA QC
1	Frequency Range:	5 to 10 GHz	5 to 10 GHz	PMI QA1
2	Insertion Loss:	1.1 dB Max.	1.07 dB (See Plot)	
3	VSWR:	1.5:1 Max.	1.3:1 (See Plot)	
4	Nominal Split:	3.01 dB	Pass (See Typical Characteristics)	
5	Isolation:	16 dB Min.	18.1 dB (See Plot)	
6	Amplitude Balance:	±0.75 dB Max.	±0.5 dB	
7	Phase Balance:	±5° Max.	+0.9°	
8	Power Handling:	Average 75 W Max. Peak 3 kW Max.	Average 75 W Max. Peak 3 kW Max	
9	Impedance:	50 Ω	50 Ω	PMI QA1

QA/QC Approval: PMI QA1 Date: 8/19/19

7311-F Grove Road Frederick, MD 21704 USA Phone: (301)662-5019 Fax: (301)662-1731
Email: sales@pmi-rf.com

SUMMARY TEST DATA
ON
QC-5010-NFF

PL26261/1932

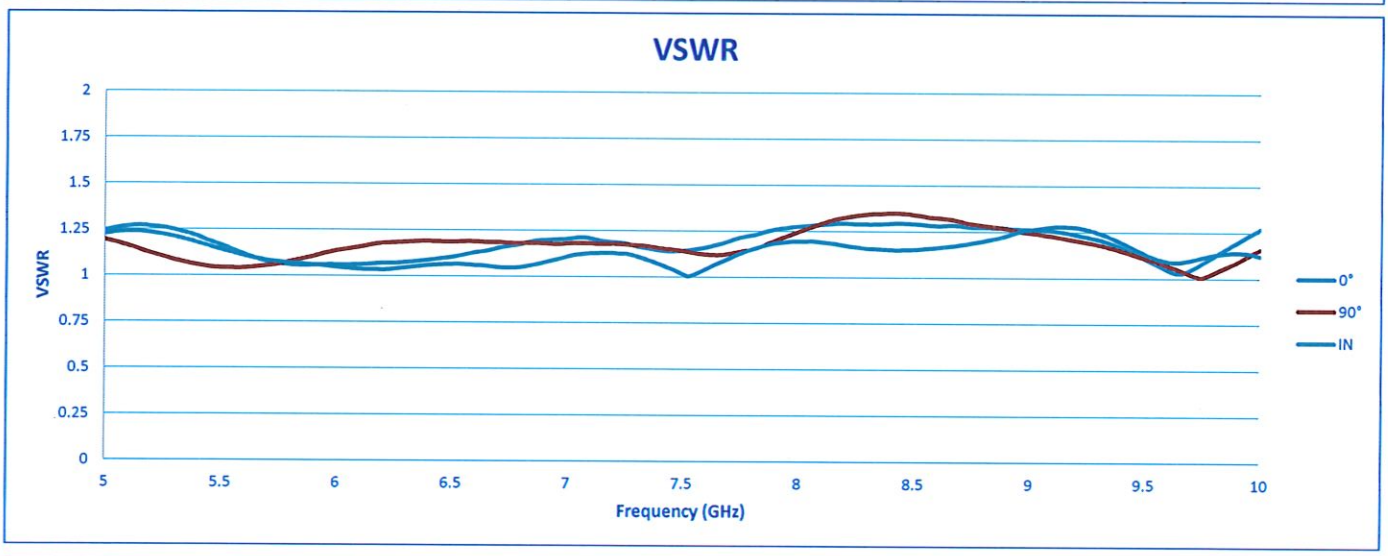

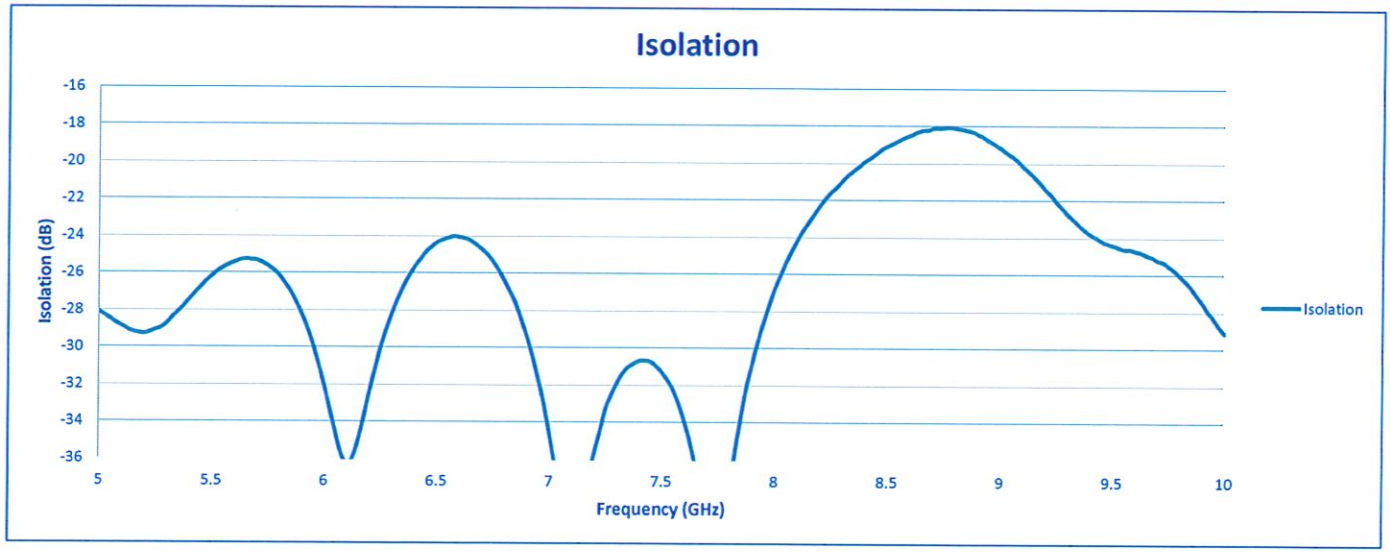

7311-F Grove Road Frederick, MD 21704 USA Phone: (301)662-5019 Fax: (301)662-1731
Email: sales@pmi-rf.com

SUMMARY TEST DATA
ON
QC-5010-NFF

PL26261/1932

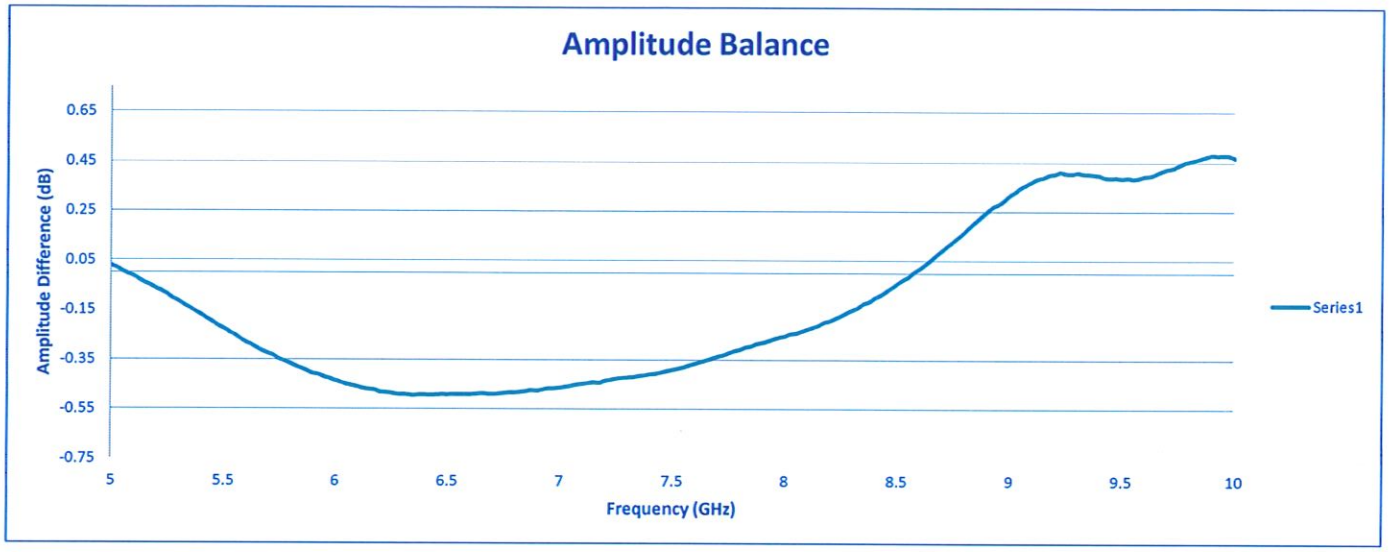

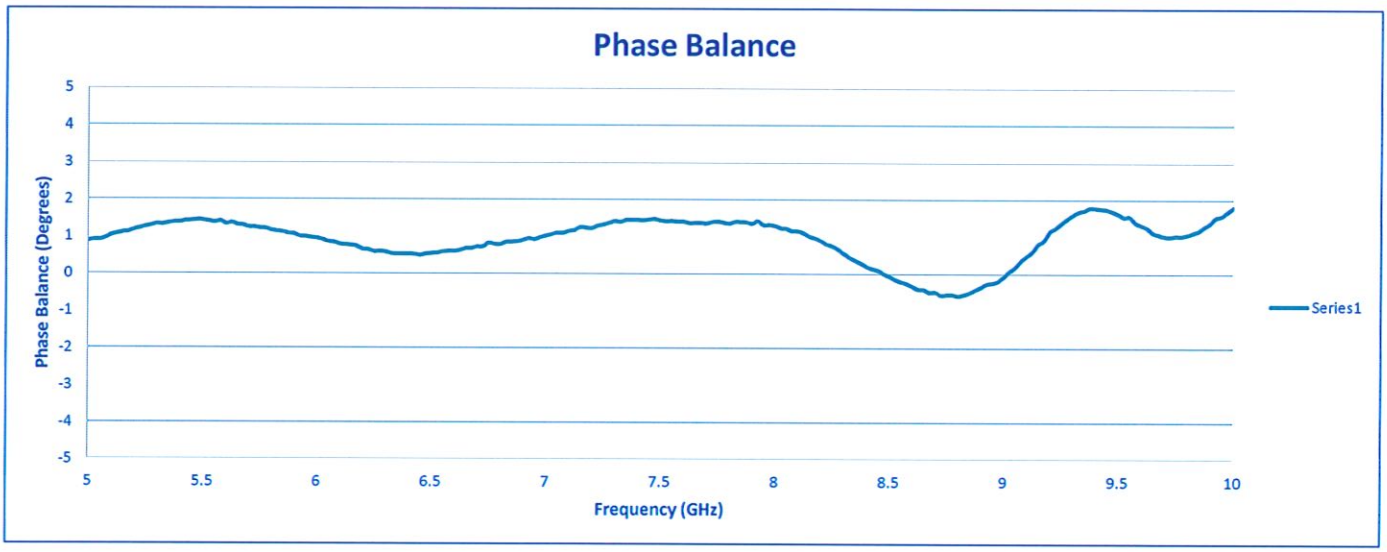

7311-F Grove Road Frederick, MD 21704 USA Phone: (301)662-5019 Fax: (301)662-1731
Email: sales@pmi-rf.com