



## SUMMARY TEST DATA ON P7T-0R8G18G-60-T-SFF-SMC

Customer: \_\_\_\_\_  
 SO No: \_\_\_\_\_  
 Model No: P7T-0R8G18G-60-T-SFF-SMC  
 Serial No: PL26701/1940

Tested By: C. Ertter  
 Temperature: +25°C  
 Date: 10/7/2019  
 Drawing No: 27616060      Rev: A1

TEST ITEM NO:	PARAMETERS	SPECIFIED VALUE	TEST RESULTS	QA QC		
1	Frequency Range:	0.8 GHz to 18 GHz	0.8 GHz to 18 GHz	PMI QA 1		
2	Insertion Loss:	4.3 dB Max.	4.08 dB See Plot			
3	Isolation:	60 dB MIN	67.5 dB See Plot			
4	VSWR:	In/Out: 2.0:1 Out/Off 2.0:1	1.96:1 In/Out 1.99:1 Out/Off			
5	Switching Speed	Rise: 15ns Max. Fall: 15ns Max. Delay On 75ns Max. Delay Off: 75ns Max.	Pass See Typical Claracteristics)			
6	Input Power	+20dBm CW (Standard) 1W CW (Survival)	Pass See Typical Claracteristics)			
7	DC Supply:	+5V@350mA Max. -5V@100mA max.	+5V@ 298mA Max. -5V@ 42mA max.			
8	Control Signal:	TTL "0" → (On) TTL "1" → (Off)	PASS		PMI QA 1	
Specifications Required	Insertion Loss 4.3dB	VSWR (2:1/9.54dB)	Isolation 60dB		Switching Speed 75 ns	Power ≤20dBm (Std) ≤30dBm (Survival)
Performance Variation Inconsistency*	±0.5dB	±1dB	±5dB	±5ns	Compliant	≤0.75dB

\* CONSISTENCY/STABILITY FOR EACH DEVICE

QA/QC Approval: \_\_\_\_\_

PMI  
QA 1

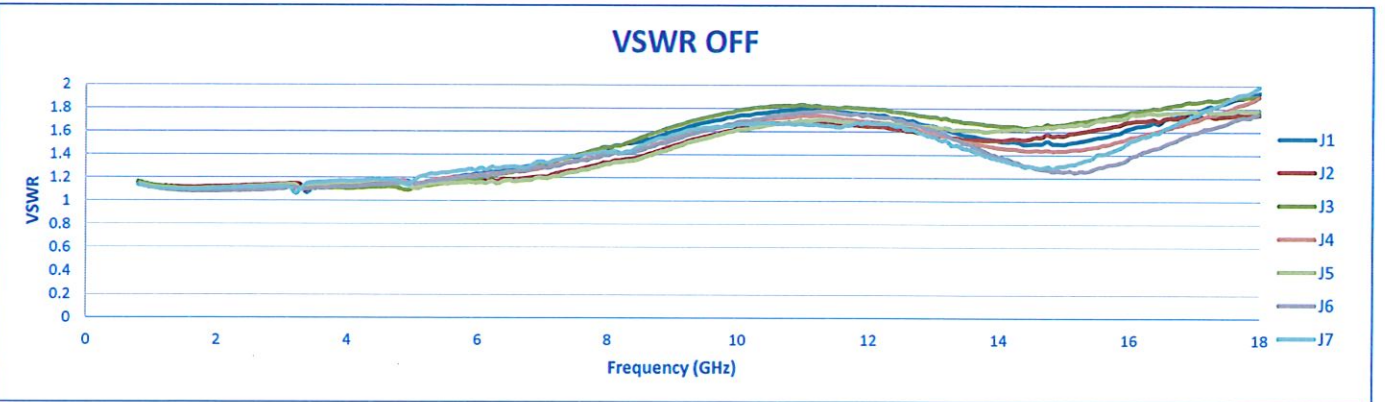
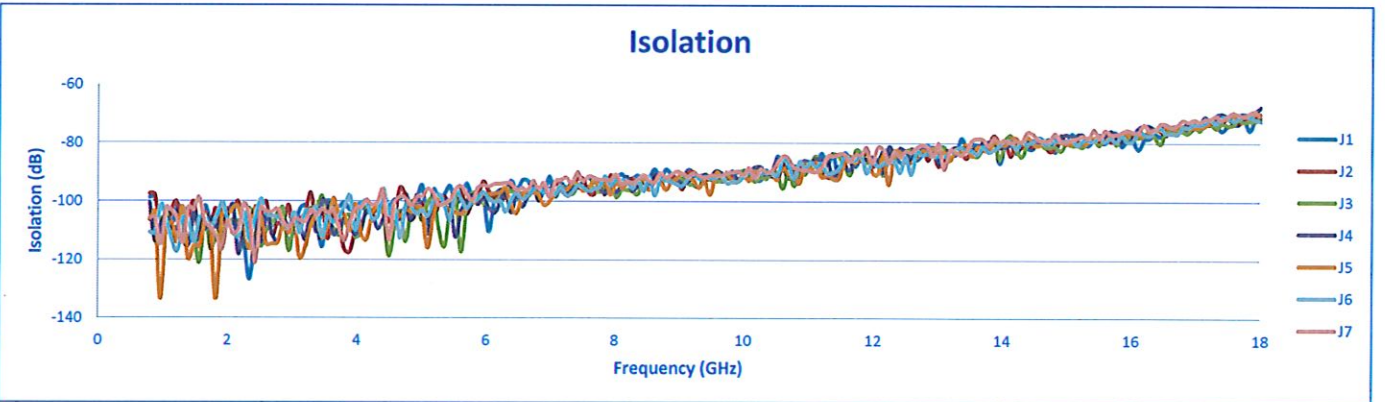
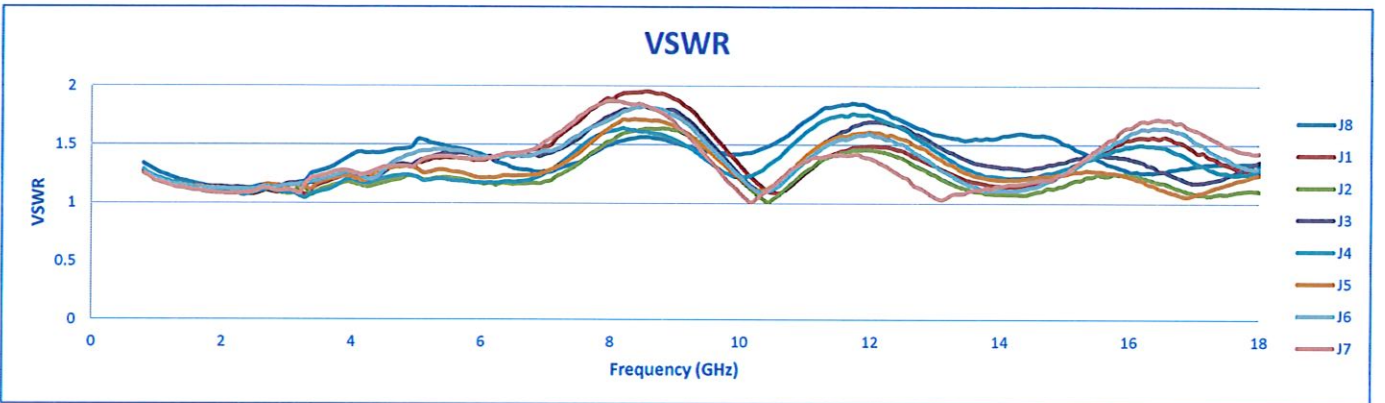
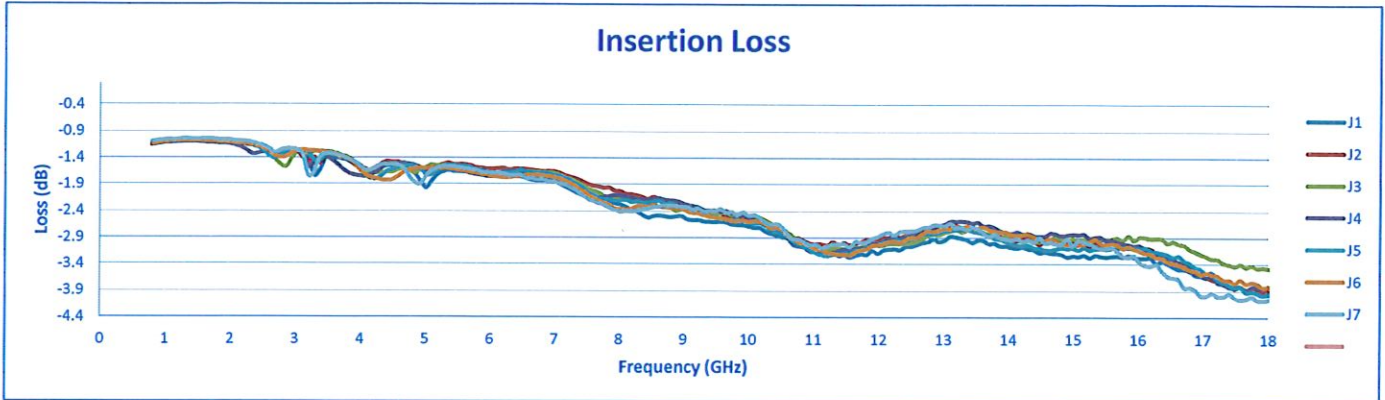
Date: \_\_\_\_\_

10/15/19



# SUMMARY TEST DATA ON P7T-0R8G18G-60-T-SFF-SMC

PL26701/1940





# SUMMARY TEST DATA ON P7T-0R8G18G-60-T-SFF-SMC

PL26701/1940

