



**SUMMARY TEST DATA  
ON  
P4T-2G18G-70-T-SFF**

Customer: \_\_\_\_\_  
 SO No: \_\_\_\_\_  
 Model No: P4T-2G18G-70-T-SFF  
 Serial No: PL26894/1943

Tested By: L. McGraw  
 Temperature: 25 Degrees C  
 Date: 10/25/2019  
 Drawing No: 27635280 Rev: A1

TEST ITEM NO.	PARAMETERS	SPECIFIED VALUE	TEST RESULTS	QA QC	
1	Frequency Range:	2.0 GHz to 18.0 GHz	2.0 GHz to 18.0 GHz	PMI QA 1	
2	Insertion Loss:	3.5 dB Max.	3.5 dB See Plot		
3	Isolation:	70 dB Min	74 dB See Plot		
4	VSWR: In/Out	2.0:1 Max.	1.8:1 In 2:1 Out See Plots		
5	Input Power:	+30 dBm Max. (Survival) +20 dBm Max. (Operational)	Pass See Typical Characteristics		
6	Switching Speed:	100 ns Max.	Pass See Typical Characteristics		
7	DC Supply:	+5 VDC @ 200 mA Typ. -15 VDC @ 100 mA Typ.	+5 VDC @ 112 mA -15 VDC @ 54 mA		
8	Control Signal:	TTL Logic "0" = Low Loss TTL Logic "1" = Isolation E1 Controls J1-J2 E2 Controls J1-J3 E3 Controls J1-J4 E4 Controls J1-J5	Pass		PMI QA 1

QA/QC Approval:  PMI QA 1

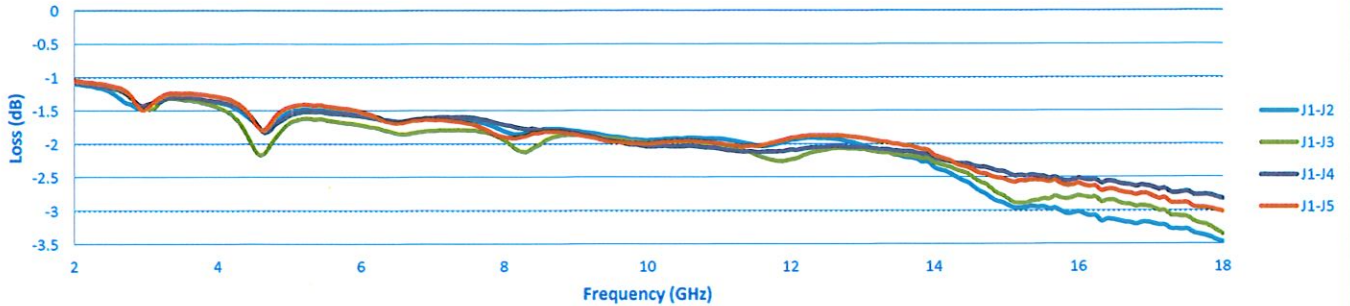
Date: 11/8/19



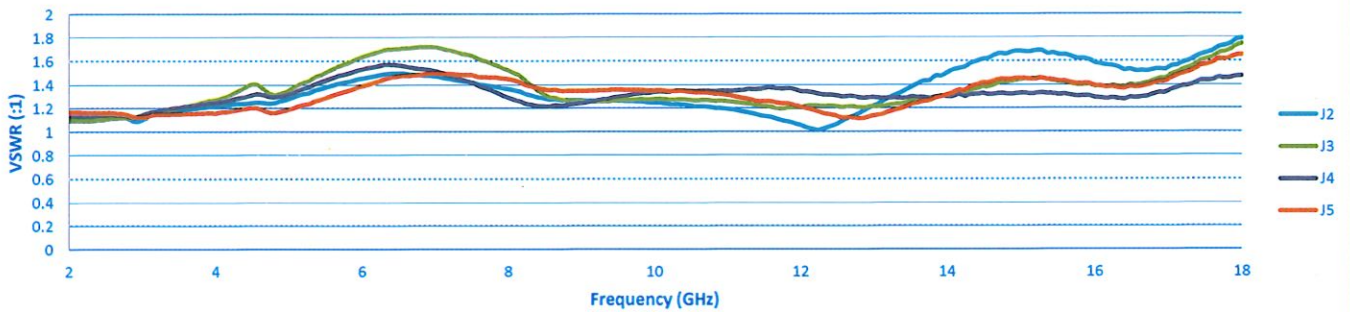
# SUMMARY TEST DATA ON P4T-2G18G-70-T-SFF

PL26894/1943

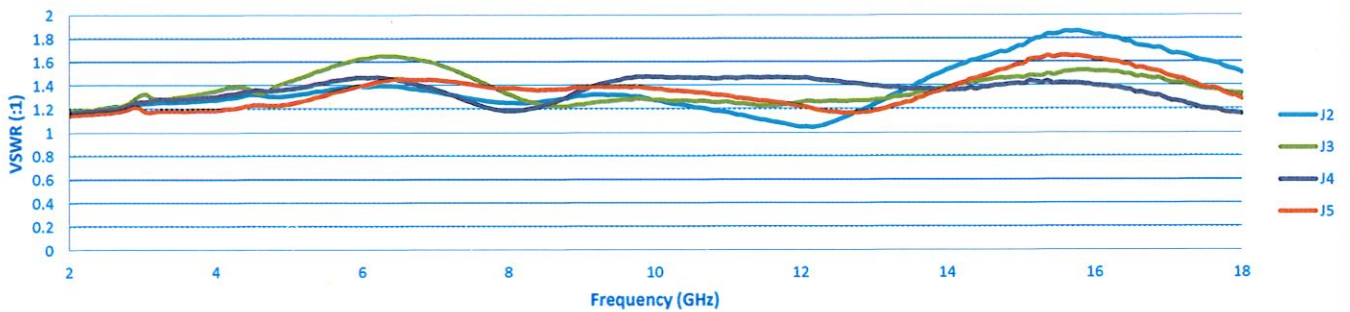
## Insertion Loss



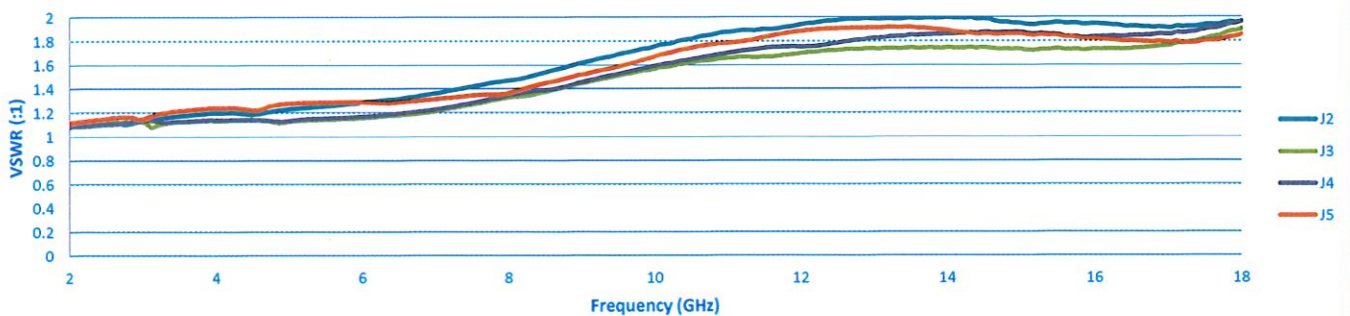
## Input VSWR



## Output VSWR



## Terminate VSWR





**SUMMARY TEST DATA  
ON  
P4T-2G18G-70-T-SFF**

PL26894/1943

