



**SUMMARY TEST DATA  
ON  
P4T-2G18G-70-T-SFF**

Customer: \_\_\_\_\_  
 SO No: \_\_\_\_\_  
 Model No: P4T-2G18G-70-T-SFF  
 Serial No: PL26895/1943

Tested By: L. McGraw  
 Temperature: 25 Degrees C  
 Date: 10/25/2019  
 Drawing No: 27635280      Rev: A1

| TEST ITEM NO. | PARAMETERS       | SPECIFIED VALUE   | TEST RESULTS                        | QA QC |
|---------------|------------------|---|-------------------------------------|-------|
| 1             | Frequency Range: | 2.0 GHz to 18.0 GHz   | 2.0 GHz to 18.0 GHz                 |       |
| 2             | Insertion Loss:  | 3.5 dB Max.   | 3.3 dB<br>See Plot                  |       |
| 3             | Isolation:       | 70 dB Min   | 73 dB<br>See Plot                   |       |
| 4             | VSWR:<br>In/Out  | 2.0:1 Max.  | 1.7:1 In<br>2:1 Out<br>See Plots    |       |
| 5             | Input Power:     | +30 dBm Max. (Survival)<br>+20 dBm Max. (Operational)   | Pass<br>See Typical Characteristics |       |
| 6             | Switching Speed: | 100 ns Max.   | Pass<br>See Typical Characteristics |       |
| 7             | DC Supply:       | +5 VDC @ 200 mA Typ.<br>-15 VDC @ 100 mA Typ.   | +5 VDC @ 112 mA<br>-15 VDC @ 54 mA  |       |
| 8             | Control Signal:  | TTL Logic "0" = Low Loss<br>TTL Logic "1" = Isolation<br>E1 Controls J1-J2<br>E2 Controls J1-J3<br>E3 Controls J1-J4<br>E4 Controls J1-J5 | Pass                                |       |

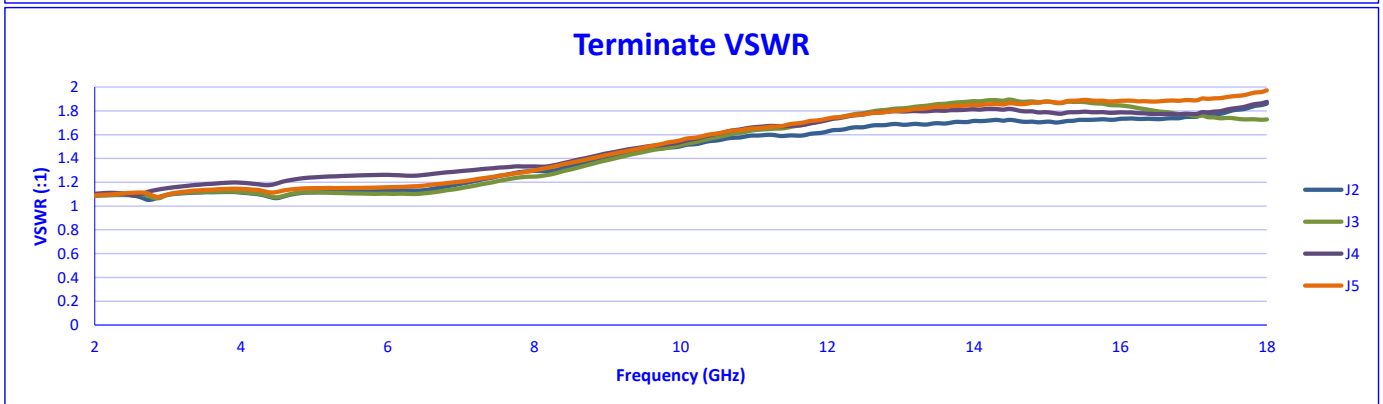
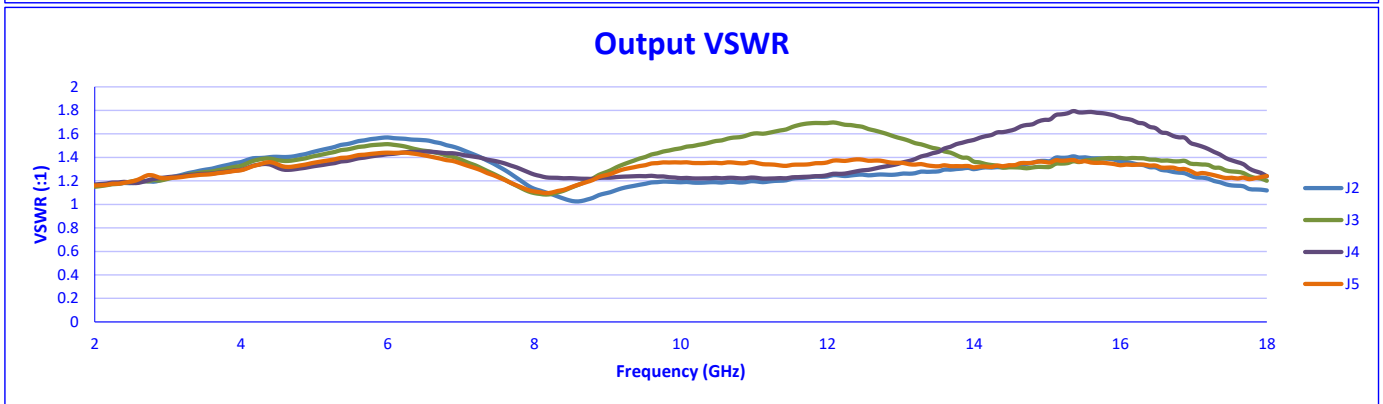
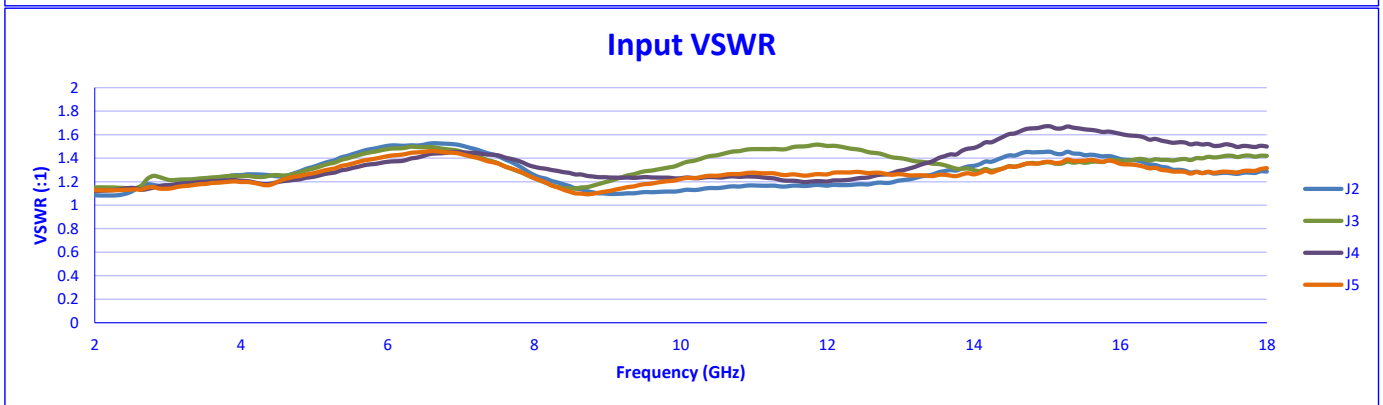
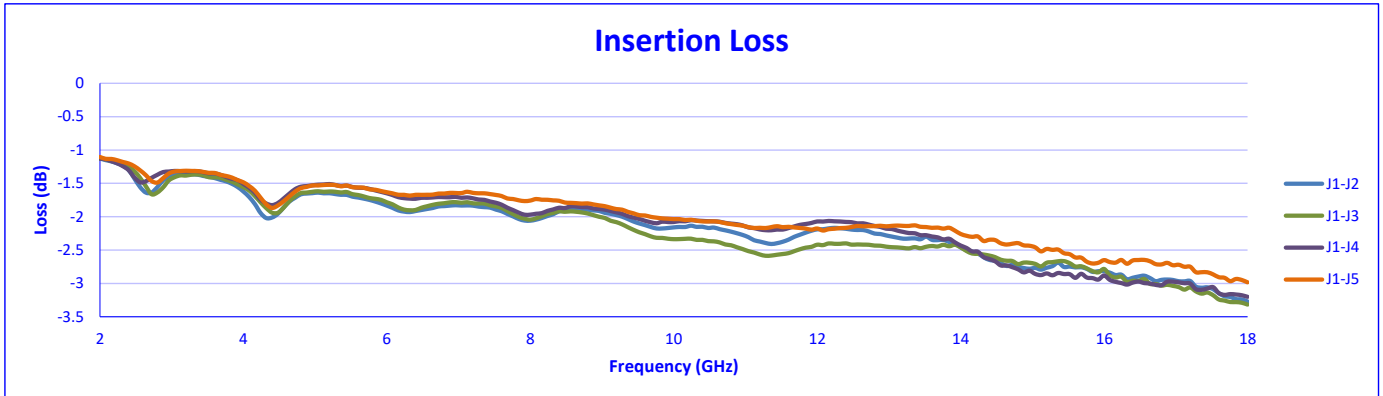
QA/QC Approval: \_\_\_\_\_

Date: \_\_\_\_\_



# SUMMARY TEST DATA ON P4T-2G18G-70-T-SFF

PL26895/1943





# SUMMARY TEST DATA ON P4T-2G18G-70-T-SFF

PL26895/1943

