



**SUMMARY TEST DATA
ON
P4T-2G18G-70-T-SFF**

Customer: _____
 SO No: _____
 Model No: P4T-2G18G-70-T-SFF
 Serial No: PL26897/1943

Tested By: L. McGraw
 Temperature: 25 Degrees C
 Date: 10/25/2019
 Drawing No: 27635280 Rev: A1

TEST ITEM NO.	PARAMETERS	SPECIFIED VALUE	TEST RESULTS	QA QC
1	Frequency Range:	2.0 GHz to 18.0 GHz	2.0 GHz to 18.0 GHz	PMI QA 1
2	Insertion Loss:	3.5 dB Max.	3.3 dB See Plot	
3	Isolation:	70 dB Min	74 dB See Plot	
4	VSWR: In/Out	2.0:1 Max.	1.6:1 In 2:1 Out See Plots	
5	Input Power:	+30 dBm Max. (Survival) +20 dBm Max. (Operational)	Pass See Typical Characteristics	
6	Switching Speed:	100 ns Max.	Pass See Typical Characteristics	
7	DC Supply:	+5 VDC @ 200 mA Typ. -15 VDC @ 100 mA Typ.	+5 VDC @ 112 mA -15 VDC @ 54 mA	
8	Control Signal:	TTL Logic "0" = Low Loss TTL Logic "1" = Isolation E1 Controls J1-J2 E2 Controls J1-J3 E3 Controls J1-J4 E4 Controls J1-J5	Pass	

QA/QC Approval: PMI QA 1

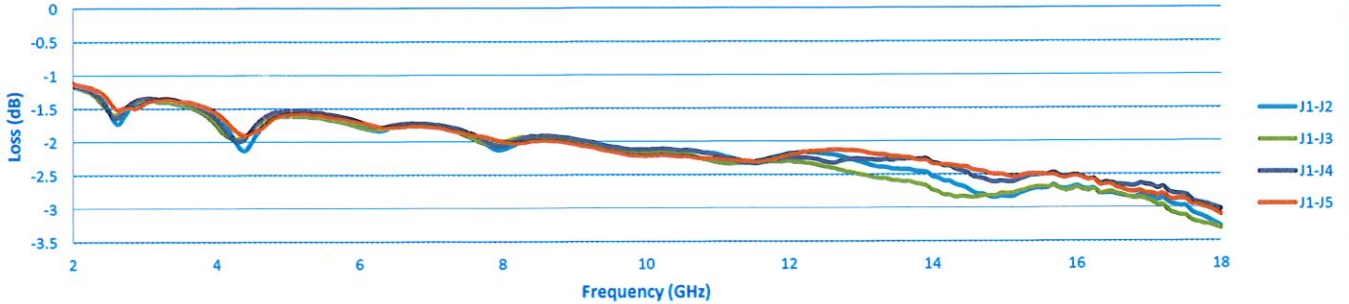
Date: 11/8/19



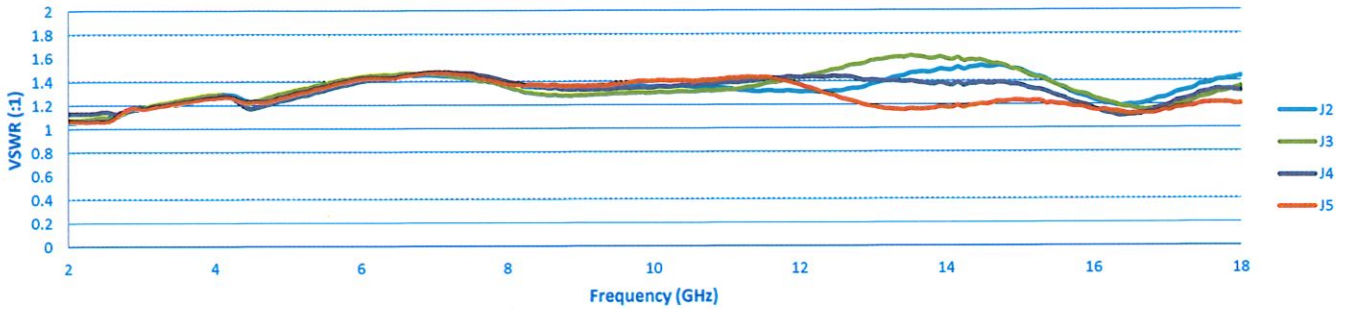
SUMMARY TEST DATA ON P4T-2G18G-70-T-SFF

PL26897/1943

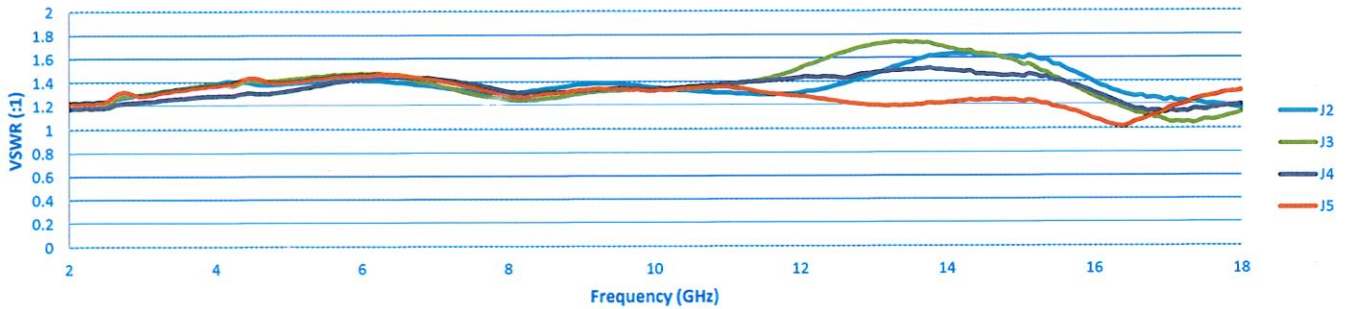
Insertion Loss



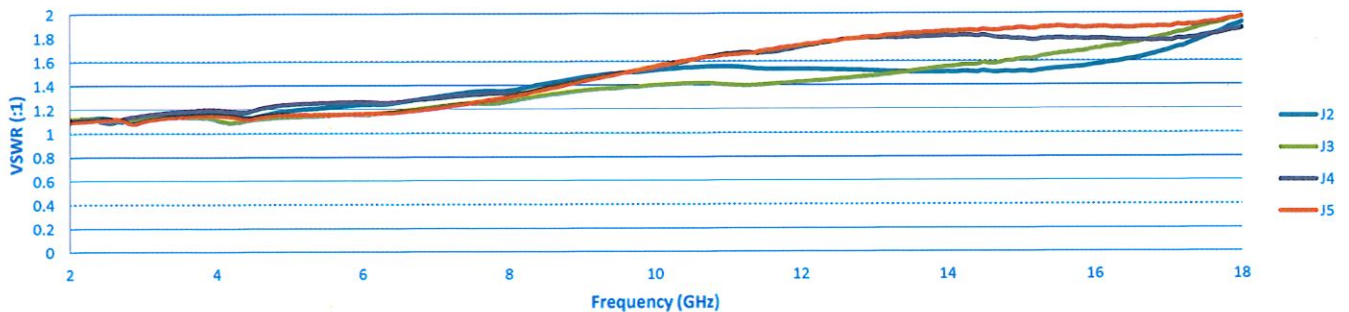
Input VSWR



Output VSWR



Terminate VSWR





SUMMARY TEST DATA ON P4T-2G18G-70-T-SFF

PL26897/1943

