



**SUMMARY TEST DATA
ON
4SFB-2G6G-CD-5-N12-SFF**

Customer: _____
 SO No: _____
 Model No: 4SFB-2G6G-CD-5-N12-SFF
 Serial No: PL27101/1945

Tested By: C. Ertter/H. Gonzales/A. Lopez
 Temperature: +25°C
 Date: 11/7/2019
 Drawing No: 27610341 Rev: C1

TEST ITEM NO.	PARAMETERS	SPECIFIED VALUE	TEST RESULTS	QA QC
1	Frequency Range:	2 GHz - 6 GHz	2 GHz - 6 GHz	
2	3 dB Bandwidth:	1 GHz Min.	Pass See Plots	
3	Pass Band Ripple:	0.5 dB Peak to Peak	Pass See Plots	
4	Insertion Loss:	5 dB Max.	3.98 dB See Plots	
5	Impedance:	50 Ω	50 Ω	
6	Switching Speed:	2 μs Max.	<300 ns See Typical Characteristics	
7	Pass Band VSWR:	2.0:1 Max.	1.6:1 See Plots	
8	Control Line:	TTL Positive See Truth Table	Pass	
9	DC Supply:	+5 VDC @ 200 mA Max. -15 VDC @ 200 mA Max.	+5 VDC @ 48 mA -15 VDC @ 50 mA	
10	Stop Band Frequency and Attenuation:	15% of corner frequency 60 dB Min.	-63 dB	

TTL Truth Table		
CTL 1	CTL 2	Filter Path
0	1	2 - 3 GHz
0	0	3 - 4 GHz
1	0	4 - 5 GHz
1	1	5 - 6 GHz

QA/QC Approval: _____

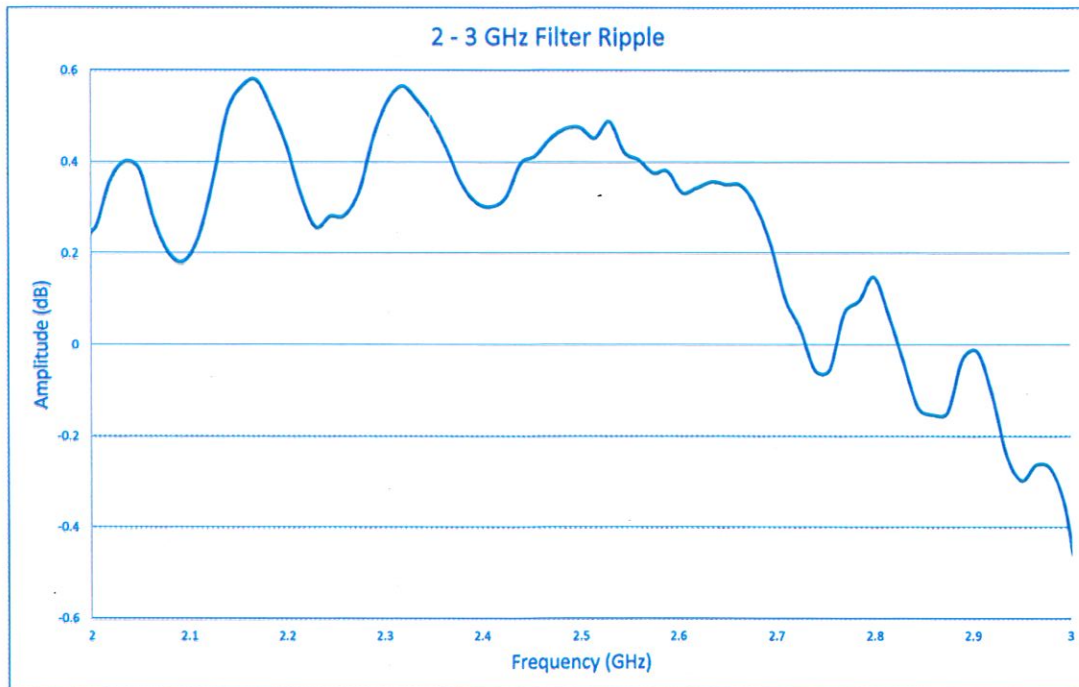
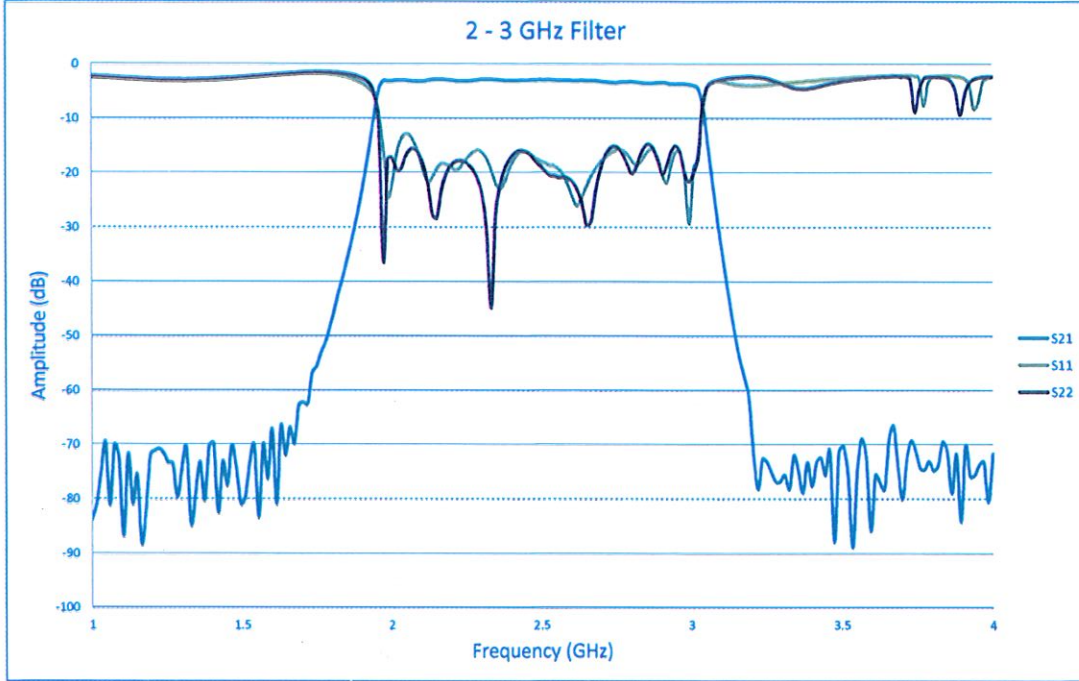
Date: _____

7311-F Grove Road Frederick, MD 21704 USA Phone: (301)862-5019 Fax: (301)862-1731
 Email: sales@pml-rf.com



SUMMARY TEST DATA
ON
4SFB-2G6G-CD-5-N12-SFF

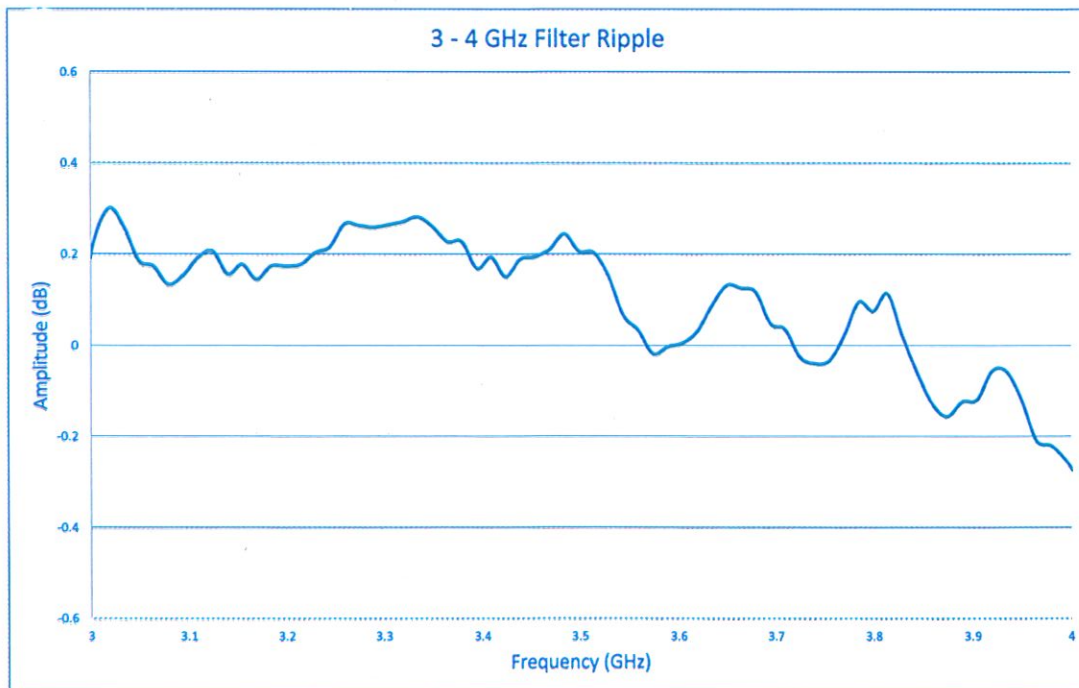
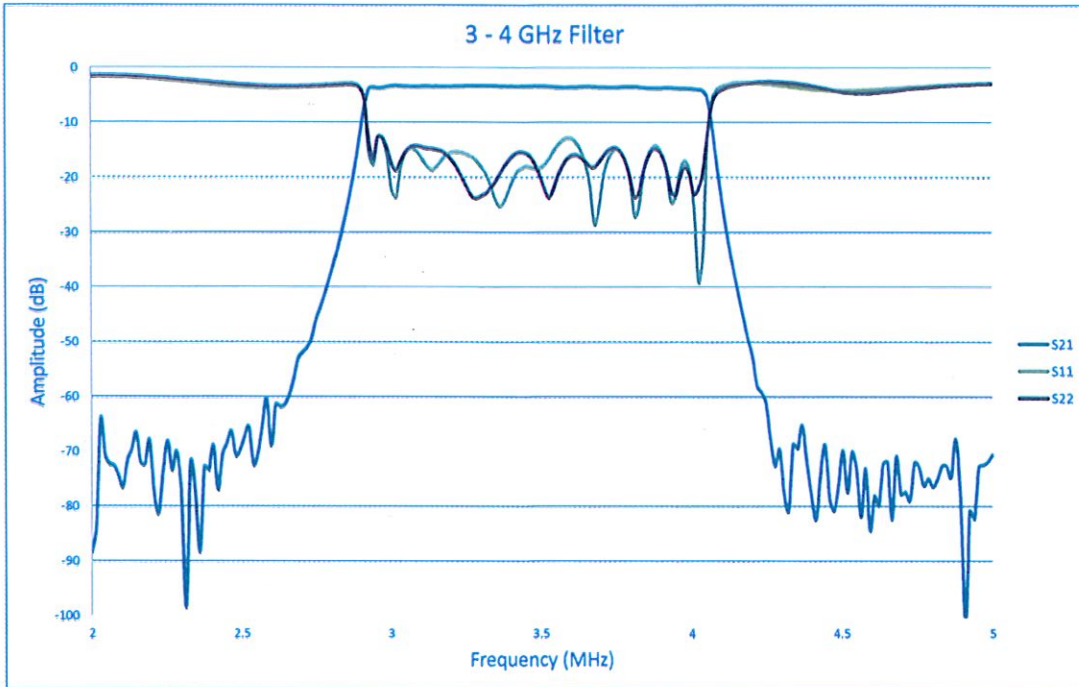
PL27101/1945





PL27101/1945

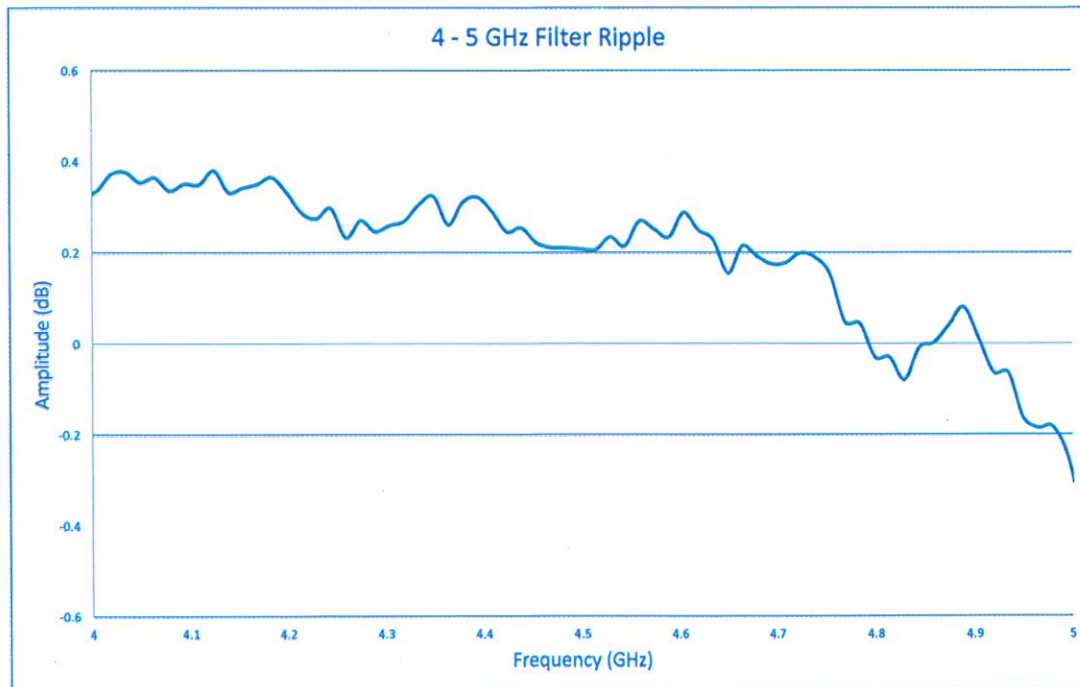
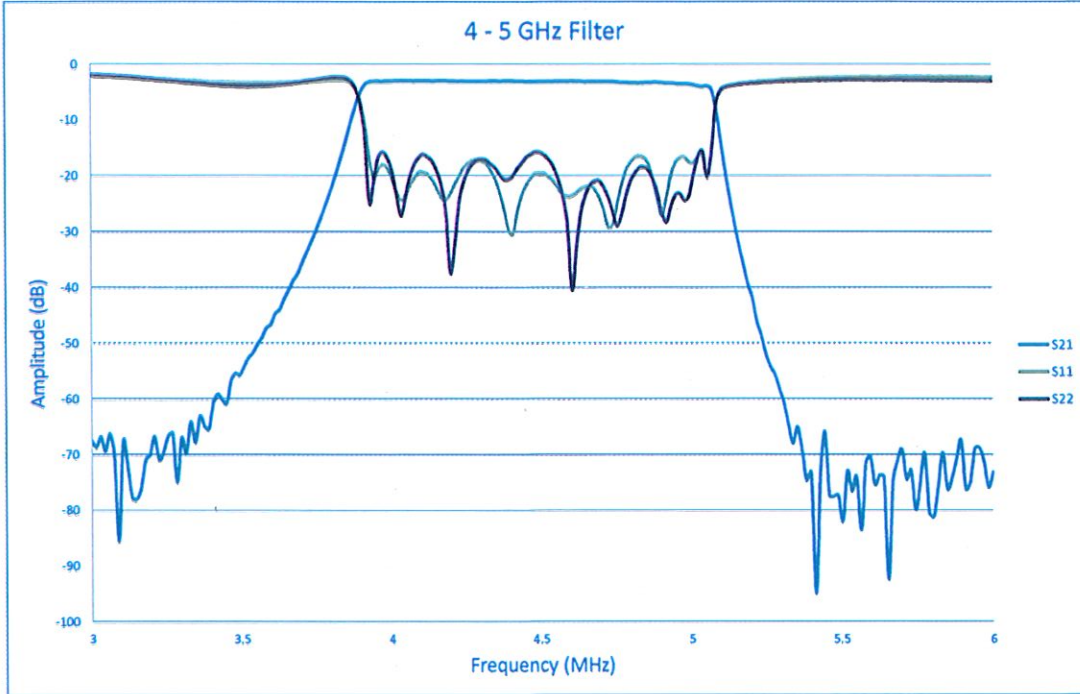
SUMMARY TEST DATA ON 4SFB-2G6G-CD-5-N12-SFF





PL27101/1945

SUMMARY TEST DATA ON 4SFB-2G6G-CD-5-N12-SFF





PL27101/1945

SUMMARY TEST DATA ON 4SFB-2G6G-CD-5-N12-SFF

