



**SUMMARY TEST DATA  
ON  
P4T-50M40G-55-T-292FF**

PL27140/1946

Customer: \_\_\_\_\_ Tested By: L. McGraw  
SO No: \_\_\_\_\_ Temperature: +25°C  
Model No: P4T-50M40G-55-T-292FF Date: 11/15/19  
Serial No: PL27140/1946 Drawing No: 27618988 Rev: A1

TEST. ITEM NO	PARAMETERS	SPECIFIED VALUE	TEST RESULTS	QA QC
1	Frequency Range:	50MHz to 40GHz	50MHz to 40GHz	PMI QA1
2	Insertion Loss:	8dB Max	5.6dB (See Plot)	
3	Isolation	55dB Min	76dB (See Plot)	
4	VSWR:	2.5:1 Max	2.4:1 (See Plot)	
5	Speed:	50% TTL to 10%/90% RF 85ns Typ, 100ns Max	<20ns See Typical Characteristics	
6	Input Power:	+20dBm CW	Pass See Typical Characteristics	
7	Survival Power:	0.5W CW, 5W Peak, 1us	Pass See Typical Characteristics	
8	Control TTL	4 Line Independent Logic "0" = Insertion Loss Logic "1" = Isolation	Pass	
9	Power Supply:	+12 to +15VDC @ 150mA * -12 to -15VDC @ 100mA *	45mA 21mA	PMI QA1

\*Voltage Regulation & Reverse Bias Protection Included

QA/QC Approval:  PMI QA1 Date: 11/18/19

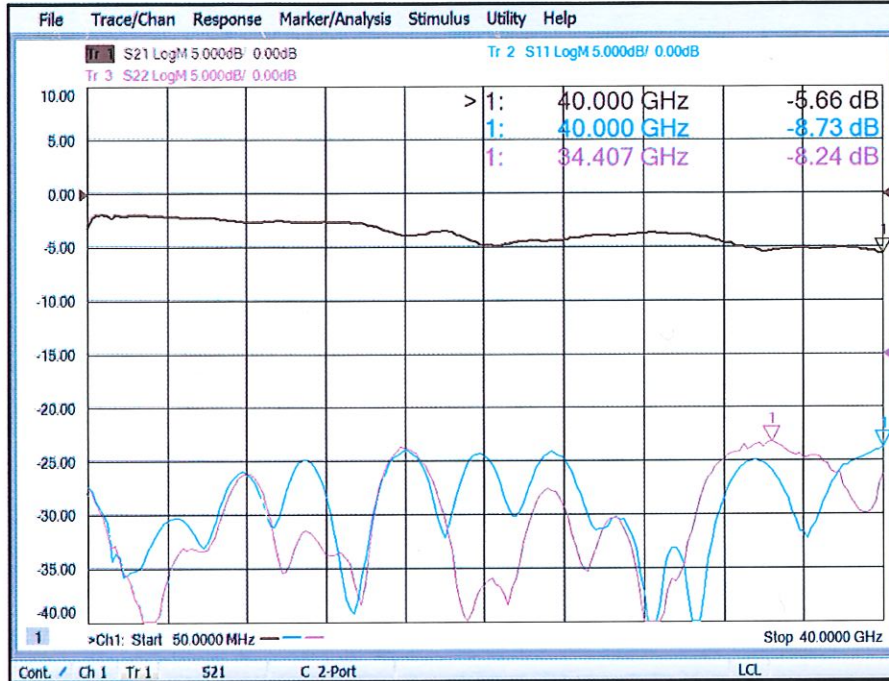
7311-F Grove Road Frederick, MD 21704 USA Phone: (301)662-5019 Fax: (301)662-1731  
Email: [sales@pmi-rf.com](mailto:sales@pmi-rf.com)



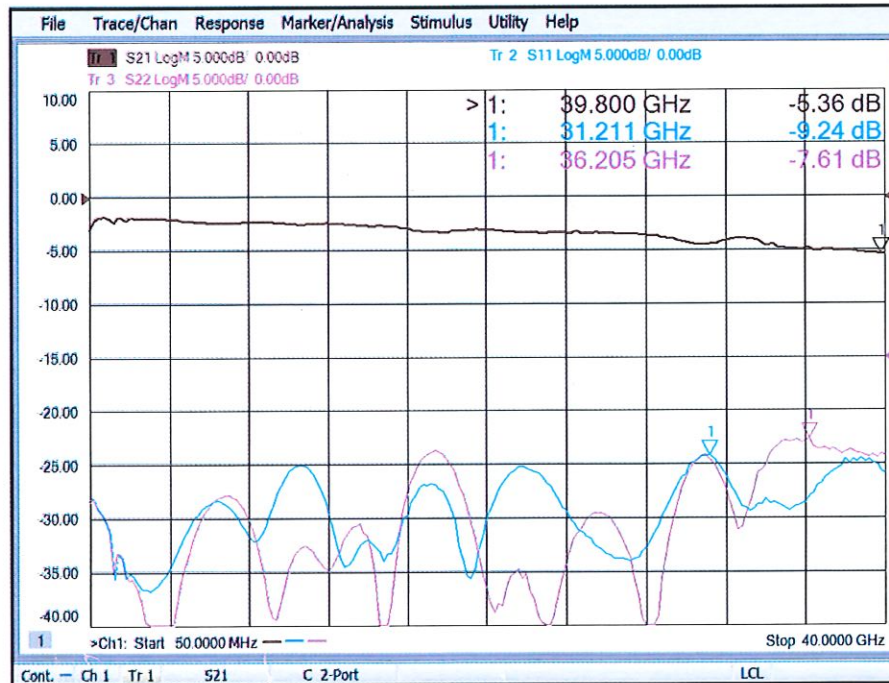
**SUMMARY TEST DATA  
ON  
P4T-50M40G-55-T-292FF**

PL27140/1946

**(J1-J2) Insertion Loss and Return Loss**



**(J1-J3) Insertion Loss and Return Loss**

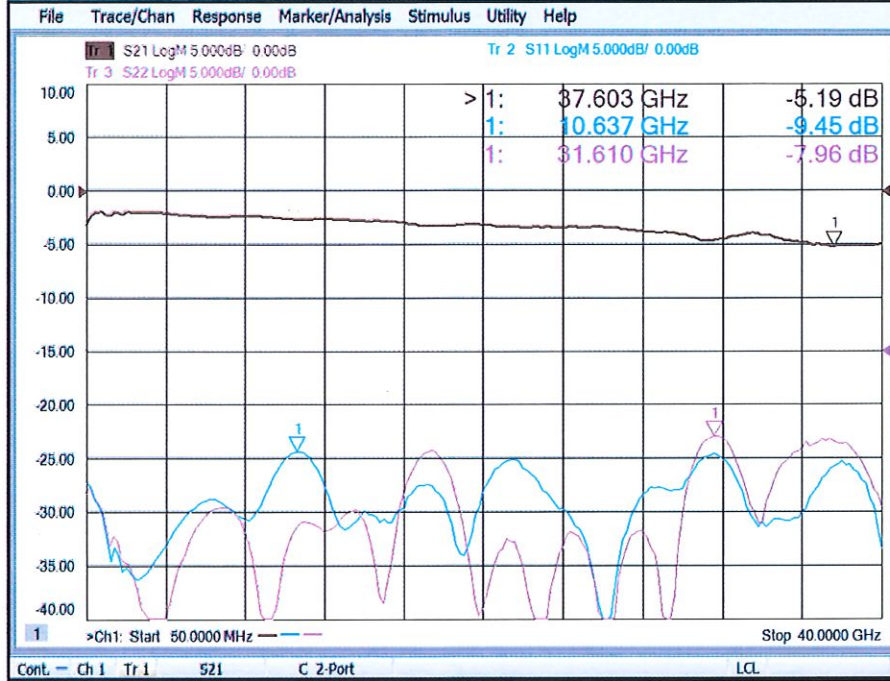




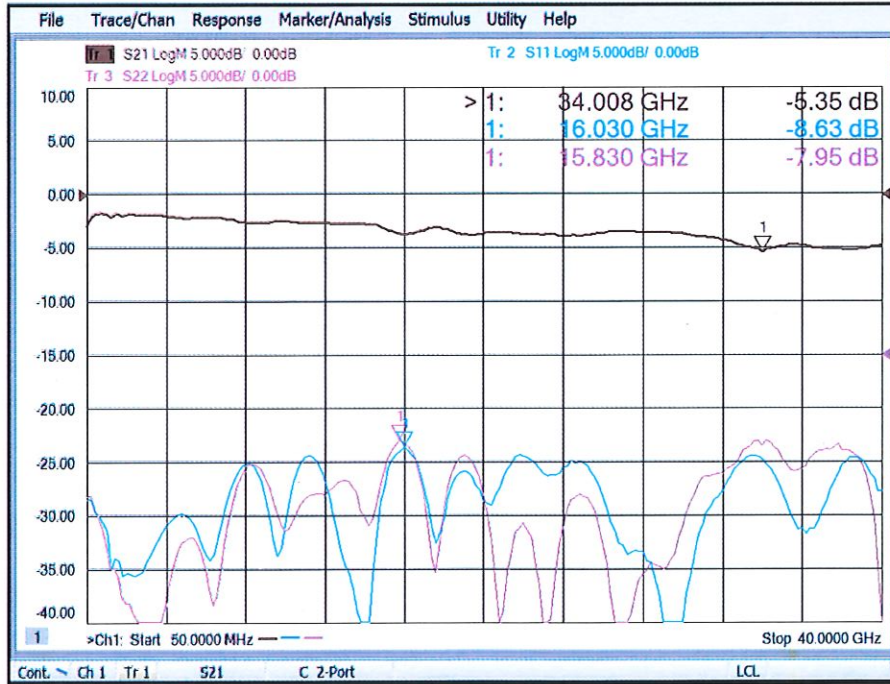
**SUMMARY TEST DATA  
ON  
P4T-50M40G-55-T-292FF**

PL27140/1946

**(J1-J4) Insertion Loss and Return Loss**



**(J1-J5) Insertion Loss and Return Loss**

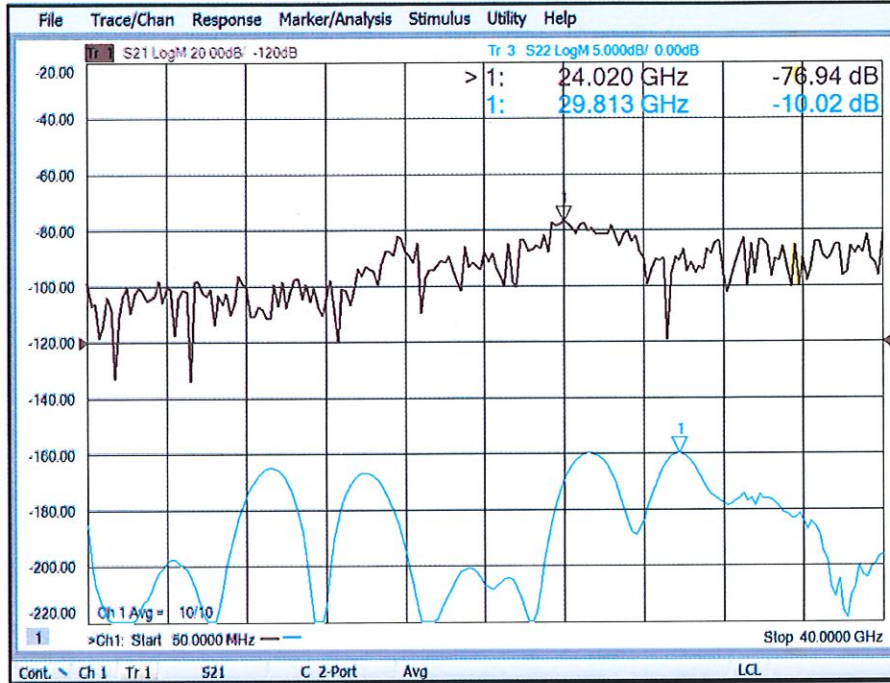




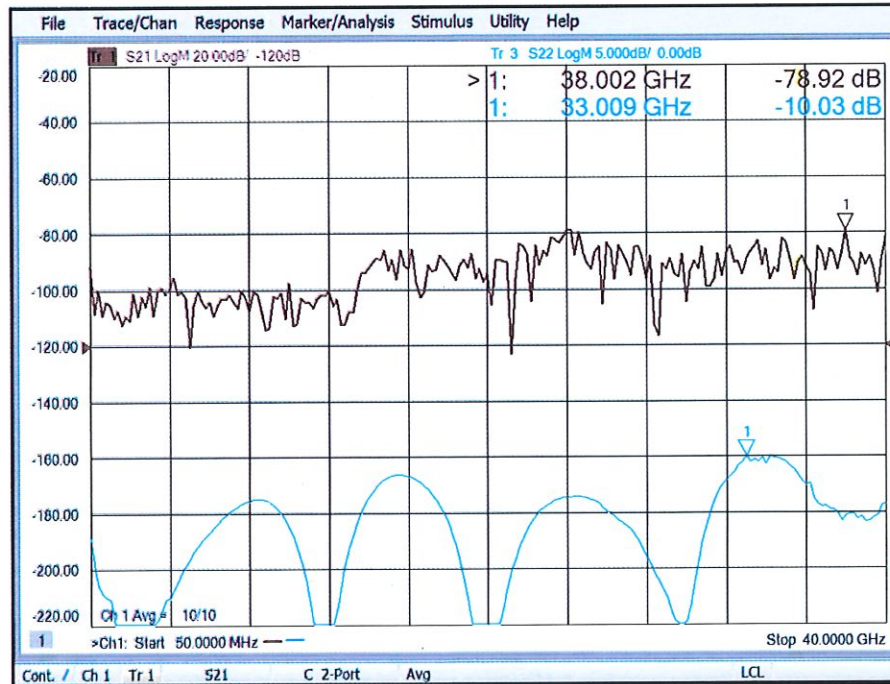
**SUMMARY TEST DATA  
ON  
P4T-50M40G-55-T-292FF**

PL27140/1946

**(J1 – J2) Isolation and Termination Return Loss**



**(J1 – J3) Isolation and Termination Return Loss**

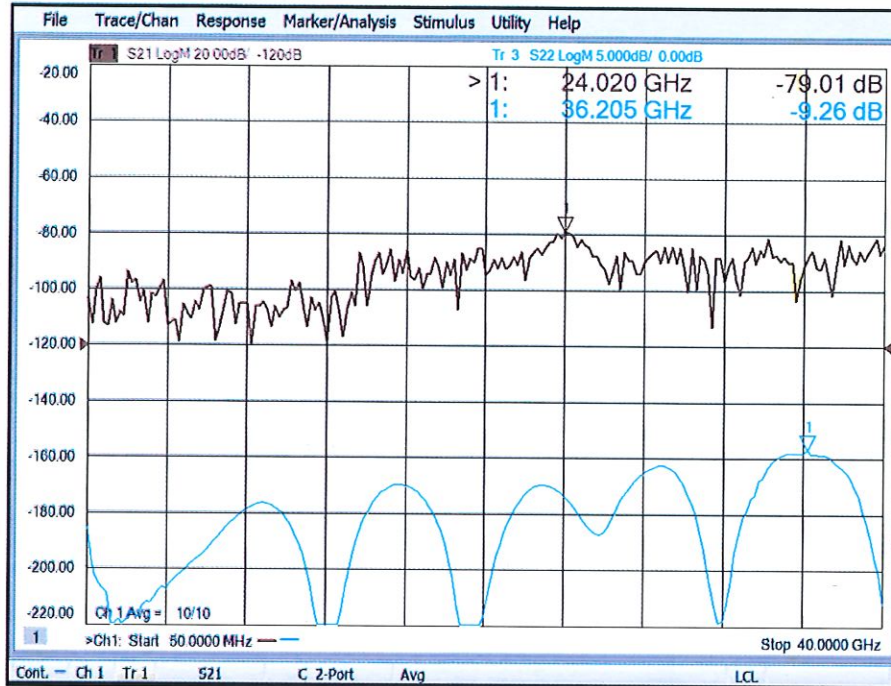




**SUMMARY TEST DATA  
ON  
P4T-50M40G-55-T-292FF**

PL27140/1946

**(J1 – J4) Isolation and Termination Return Loss**



**(J1 – J5) Isolation and Termination Return Loss**

