



**SUMMARY TEST DATA
ON
P4T-50M40G-55-T-292FF**

PL27142/1946

Customer: _____ Tested By: L. McGraw
SO No: _____ Temperature: +25°C
Model No: P4T-50M40G-55-T-292FF Date: 11/15/19
Serial No: PL27142/1946 Drawing No: 27618988 Rev: A1

TEST. ITEM NO	PARAMETERS	SPECIFIED VALUE	TEST RESULTS	QA QC	
1	Frequency Range:	50MHz to 40GHz	50MHz to 40GHz	PMI QA 1	
2	Insertion Loss:	8dB Max	5.6dB (See Plot)		
3	Isolation	55dB Min	74dB (See Plot)		
4	VSWR:	2.5:1 Max	2.4:1 (See Plot)		
5	Speed:	50% TTL to 10%/90% RF 85ns Typ, 100ns Max	<20ns See Typical Characteristics		
6	Input Power:	+20dBm CW	Pass See Typical Characteristics		
7	Survival Power:	0.5W CW, 5W Peak, 1us	Pass See Typical Characteristics		
8	Control TTL	4 Line Independent Logic "0" = Insertion Loss Logic "1" = Isolation	Pass		
9	Power Supply:	+12 to +15VDC @ 150mA * -12 to -15VDC @ 100mA *	75mA 100mA		PMI QA 1

*Voltage Regulation & Reverse Bias Protection Included

QA/QC Approval:  PMI QA 1 Date: 11/18/19

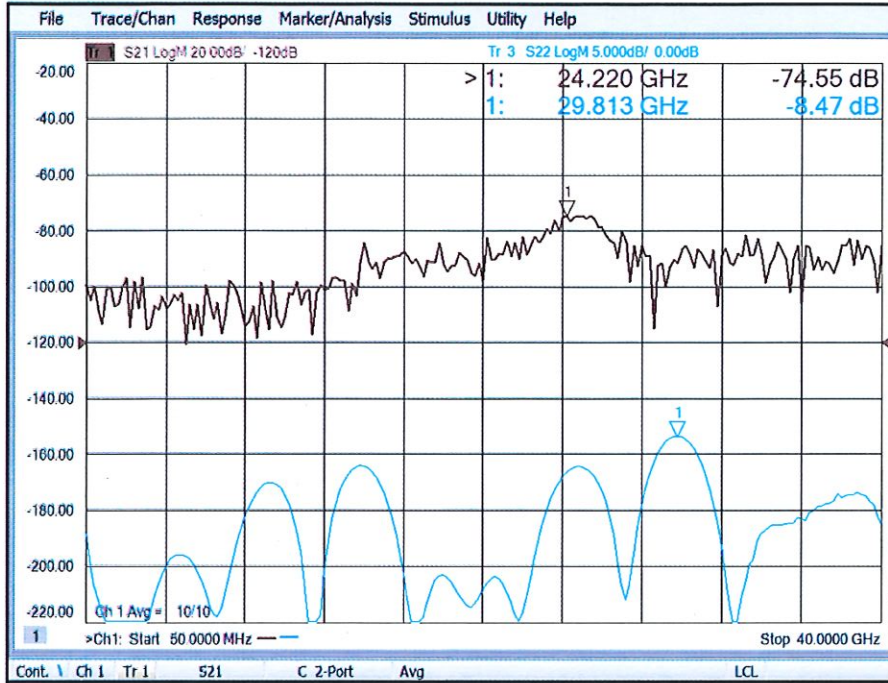
7311-F Grove Road Frederick, MD 21704 USA Phone: (301)662-5019 Fax: (301)662-1731
Email: sales@pmi-rf.com



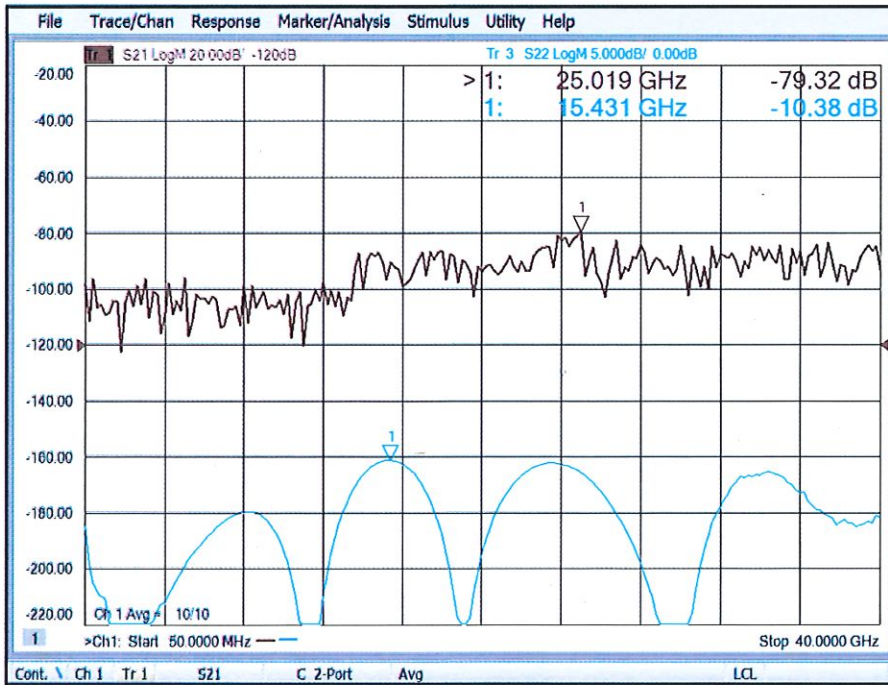
**SUMMARY TEST DATA
ON
P4T-50M40G-55-T-292FF**

PL27142/1946

(J1 – J2) Isolation and Termination Return Loss



(J1 – J3) Isolation and Termination Return Loss

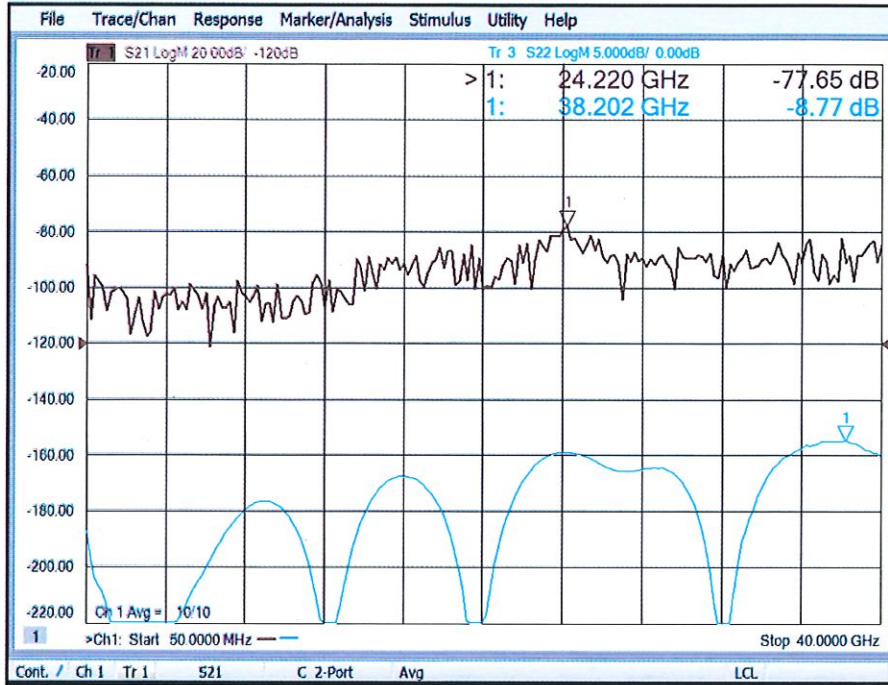




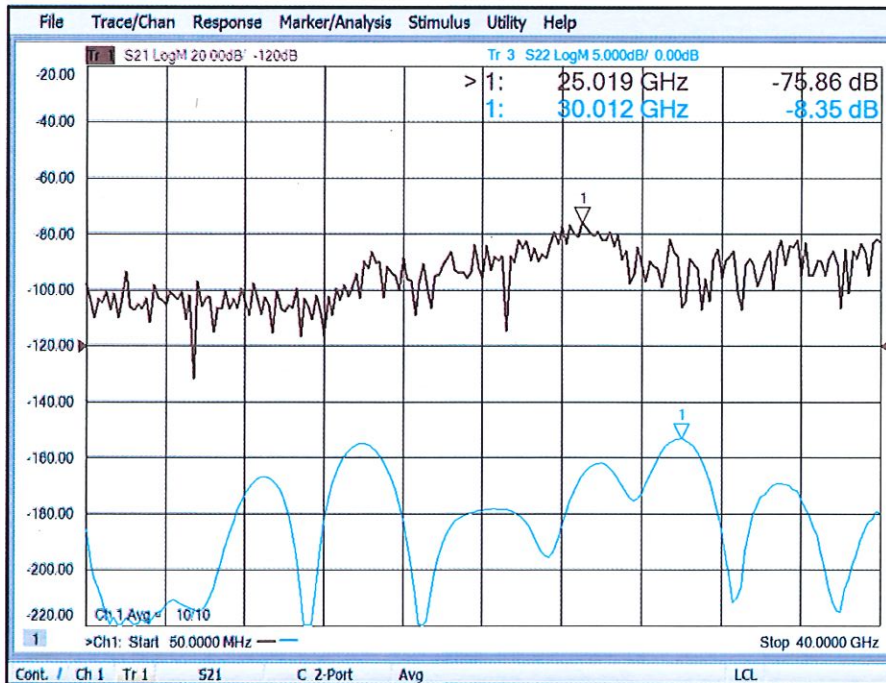
**SUMMARY TEST DATA
ON
P4T-50M40G-55-T-292FF**

PL27142/1946

(J1 – J4) Isolation and Termination Return Loss



(J1 – J5) Isolation and Termination Return Loss

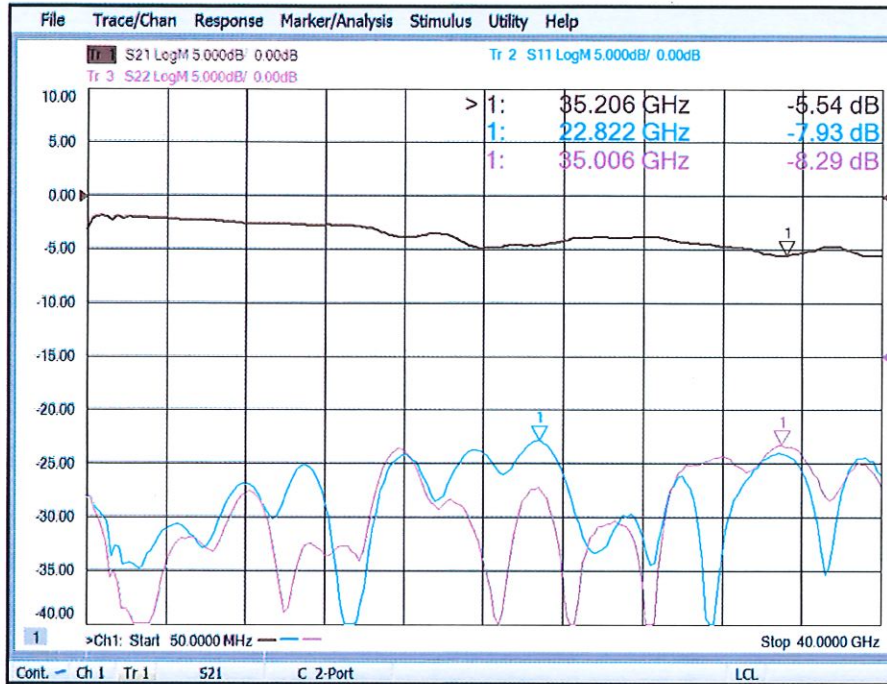




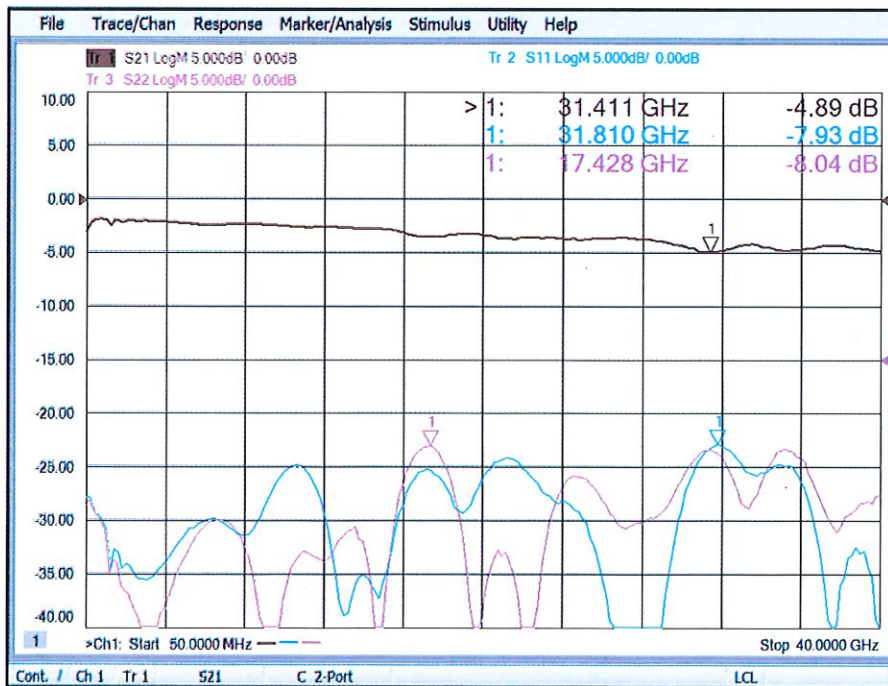
**SUMMARY TEST DATA
ON
P4T-50M40G-55-T-292FF**

PL27142/1946

(J1-J2) Insertion Loss and Return Loss



(J1-J3) Insertion Loss and Return Loss

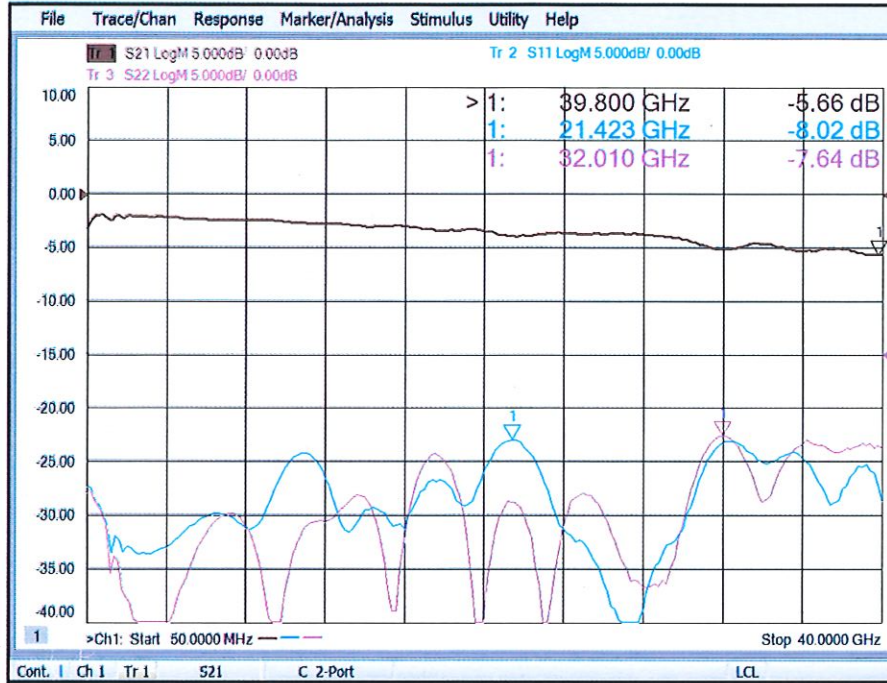




SUMMARY TEST DATA ON P4T-50M40G-55-T-292FF

PL27142/1946

(J1-J4) Insertion Loss and Return Loss



(J1-J5) Insertion Loss and Return Loss

