SUMMARY TEST DATA ON LM-10M18G-16-20W-AL

SN: PL28436/2012

CUSTOMER:
SO:
MODEL NO: LM-10M18G-16-20W-AL
SERIAL NO: PL28436/2012

TESTED BY: B. Slack
TEMPERATURE: +25°C
DATE: 3/20/2020
DRAWING NO: 27637340 **REV:** A1

TEST ITEM NO:	PARAMETERS	SPECIFIED VALUE	MEASURED VALUE	REMARKS QA/QC
1	Frequency Range	10 MHz to 18.0 GHz	**10 MHz to 18.0 GHz**	PMI QA 1
2	RF Power Handling (@ -55 to +85°C)	20W CW MAX 1 KW PEAK MAX @ (1 µs PULSE WIDTH, 1% DUTY CYCLE) 100W PEAK (10 µs PULSE WIDTH, 10% DUTY CYCLE)	**Pass by Design**	
3	Insertion Loss	2.0 dB MAX @ -10 dBm INPUT POWER	**1.65 dB (See Plot)**	
4	Recovery Time (3dB)	250 ns MAX @ 1000 W PEAK POWER	**224 ns (See Typical Characteristics)**	
5	Leakage Power	+17 dBm MAX	**15.5 dBM (See Typical Characteristics)**	
6	Impedance	50Ω	**Pass**	
7	VSWR	2.0:1 MAX @ -10 dBm INPUT POWER	**1.97:1 (See Plot)**	
8	Limiting Threshold	+5 dBm Min. (1dB Compression)	**4 dB (See Plot)**	PMI QA 1

QA/QC Approval: PMI QA 1 **Date:** 3/24/20

7331-F Grove Road Frederick, MD 21704 USA Phone: (301)662-5019 FAX: (301)662-1731
Email: sales@pmi-rf.com

SUMMARY TEST DATA ON LM-10M18G-16-20W-AL

SN: PL28436/2012

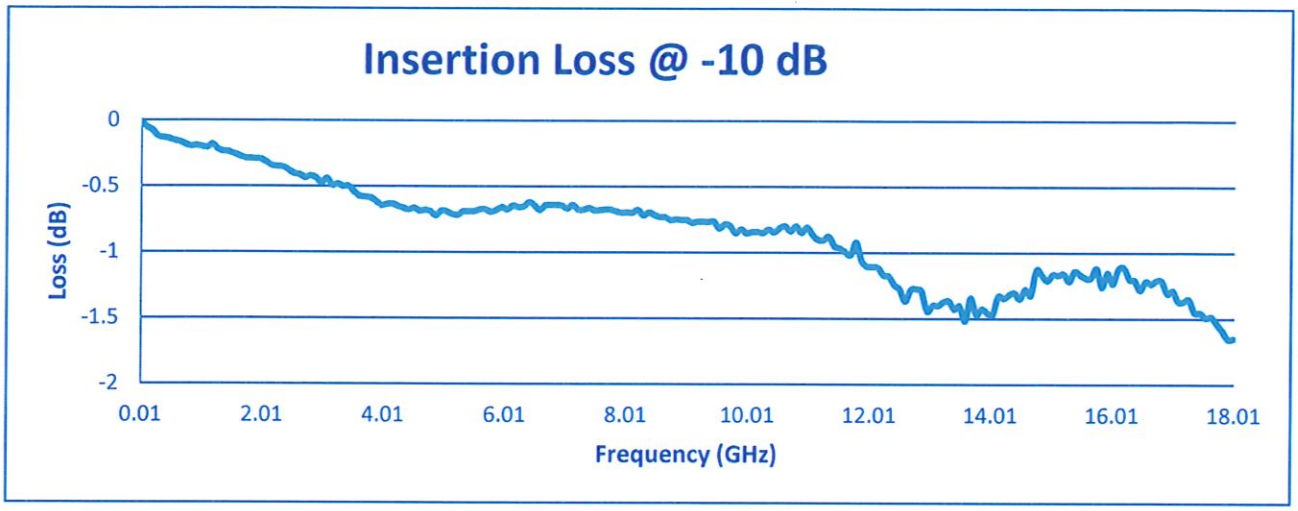

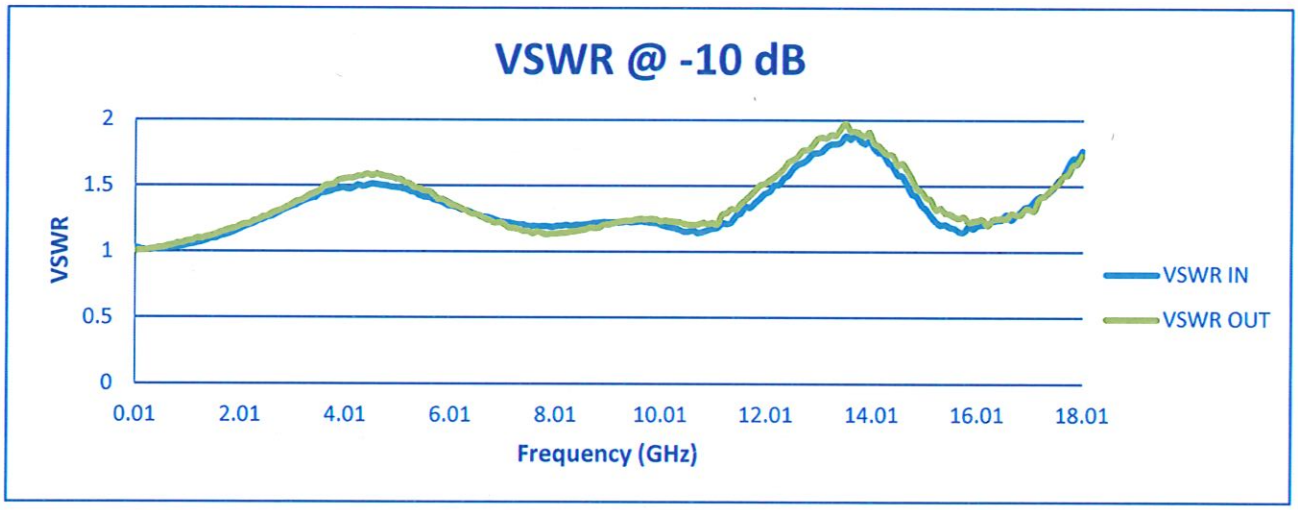

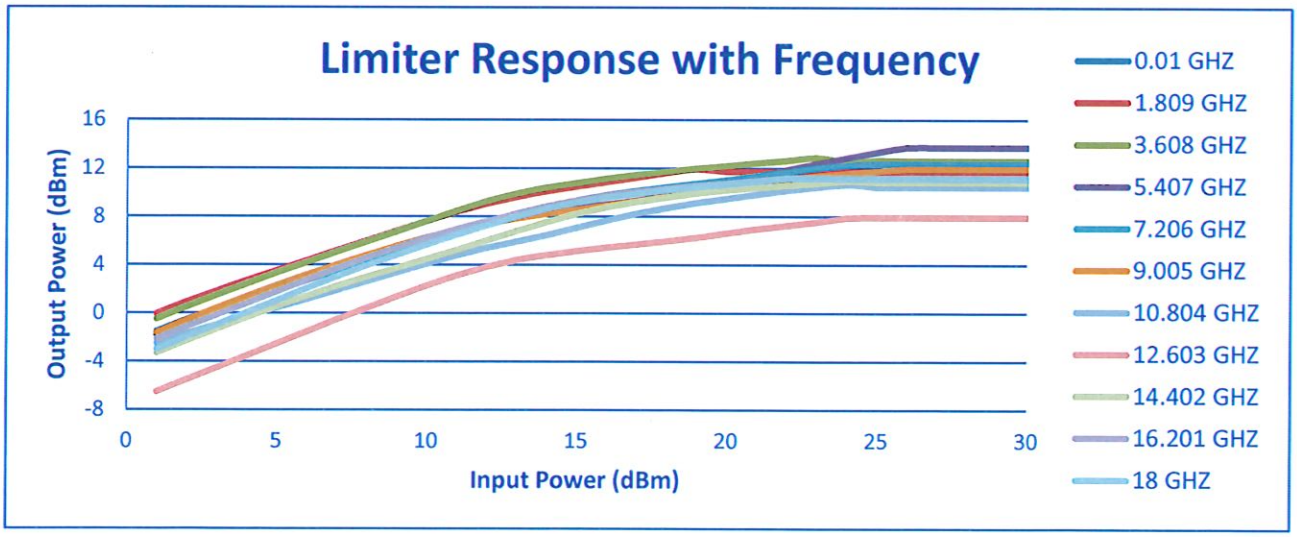

7331-F Grove Road Frederick, MD 21704 USA Phone: (301)662-5019 FAX: (301)662-1731
Email: sales@pmi-rf.com