



SUMMARY TEST DATA ON APD-2-0518-YR1 Rev. B

PI.28499/2013

Customer :
 Job No :
 Model No : APD-2-0518-YR1 Rev. B
 Serial No : PL28499/2013

Tested By : L. McGraw
 Temperature : +25°C
 Date : 3/24/20

TEST ITEM NO.	PARAMETERS	SPECIFIED VALUE	MEASURED VALUE J2	MEASURED VALUE J3	REMARKS QA/QC
1	Frequency Range:	0.5 – 18.0 GHz	0.5-18GHz See Plots		PMI QA1
2	Insertion Loss:	0.5–8.0 GHz: 1.85dB Typ 8.0–18.0 GHz: 3.5dB Typ	2dB See Plot 3dB See Plot	2dB See Plot 3.8dB See Plot	
3	VSWR:	0.5–8.0 GHz: 1.5:1 Typ 8.0–18.0 GHz: 1.6:1 Typ	1.4:1 See Plot 1.3:1 See Plot	1.4:1 See Plot 1.3:1 See Plot	
4	Isolation:	0.5–8.0 GHz: 16.5dB Typ 8.0–18.0 GHz: 21.0dB Typ	17dB See Plot 21dB See Plot		
5	Amplitude Balance:	0.5–8.0 GHz: ±0.2dB Typ 8.0–18.0 GHz: ±0.45dB Typ	±0.02dB See Plot ±0.72dB See Plot		
6	Phase Balance:	0.5–8.0 GHz: ±4° Typ 8.0–18.0 GHz: ±5° Typ	±0.09° See Plot ±2° See Plot		PMI QA1

QA/QC Approval:

PMI
QA1

Date: 3/26/20

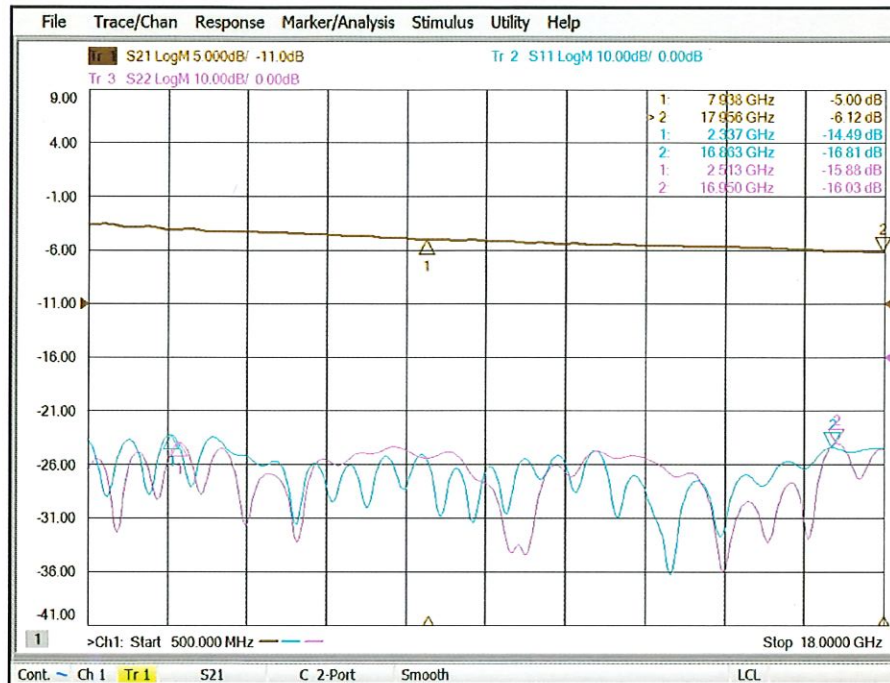
7311-F Grove Road, Frederick, MD 21704 USA Phone: (301)662-5019 Fax: (301)662-1731
 email: sales@planarelec.com



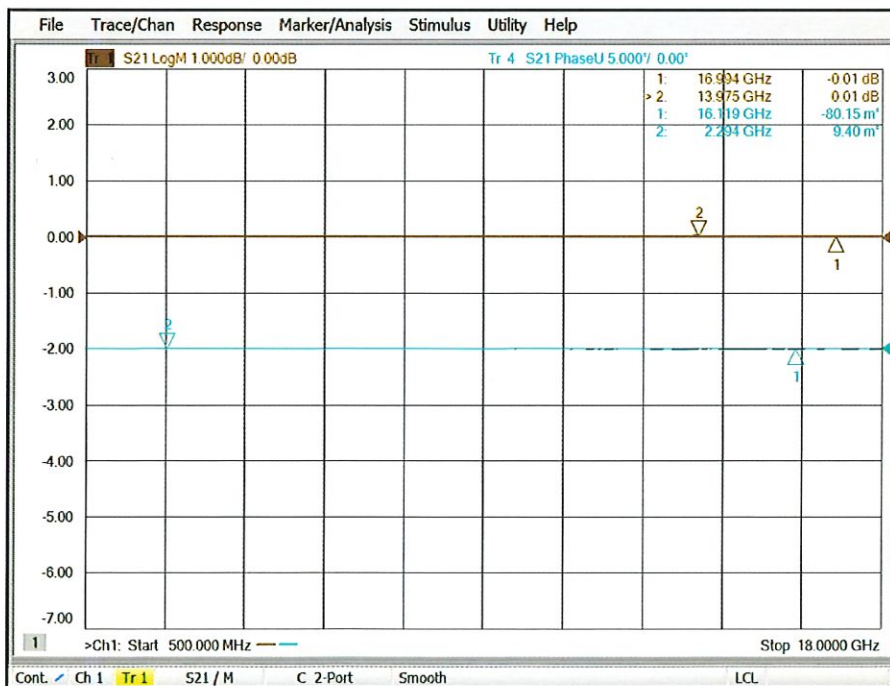
SUMMARY TEST DATA ON APD-2-0518-YR1 Rev. B

PL28499/2013

J1 to J2 Insertion Loss & Return Loss



Amplitude Balance & Phase Balance (Reference)



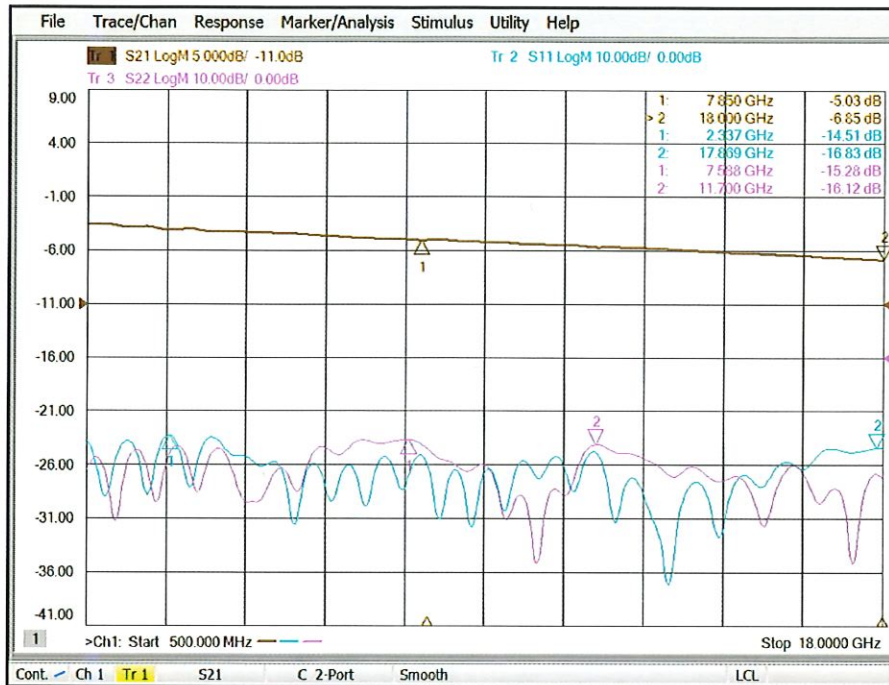
7311-F Grove Road, Frederick, MD 21704 USA Phone: (301)662-5019 Fax: (301)662-1731
 email: sales@planarelec.com



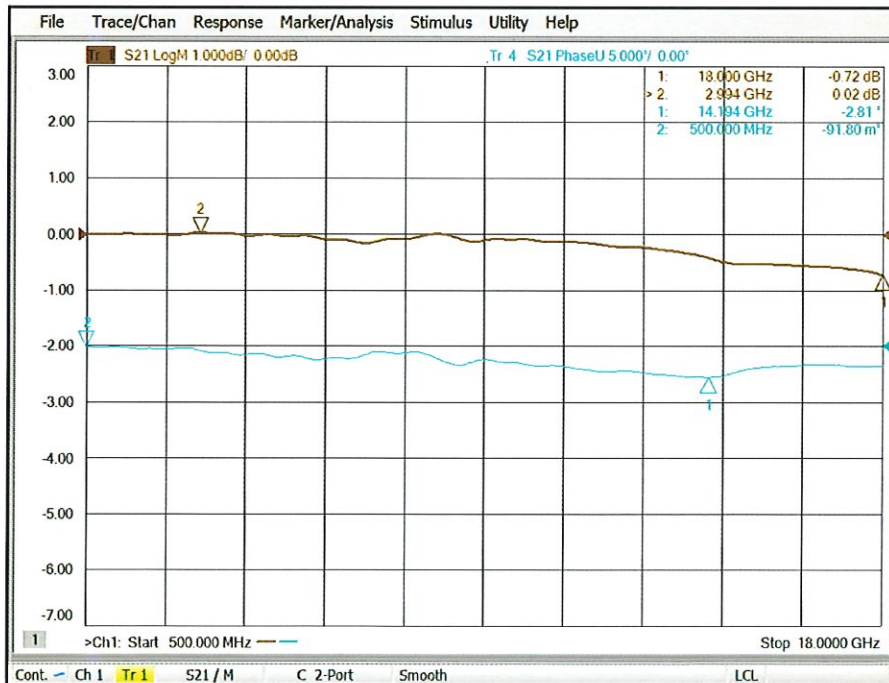
SUMMARY TEST DATA ON APD-2-0518-YR1 Rev. B

PL28499/2013

J1 to J3 Insertion Loss & Return Loss



Amplitude Balance & Phase Balance



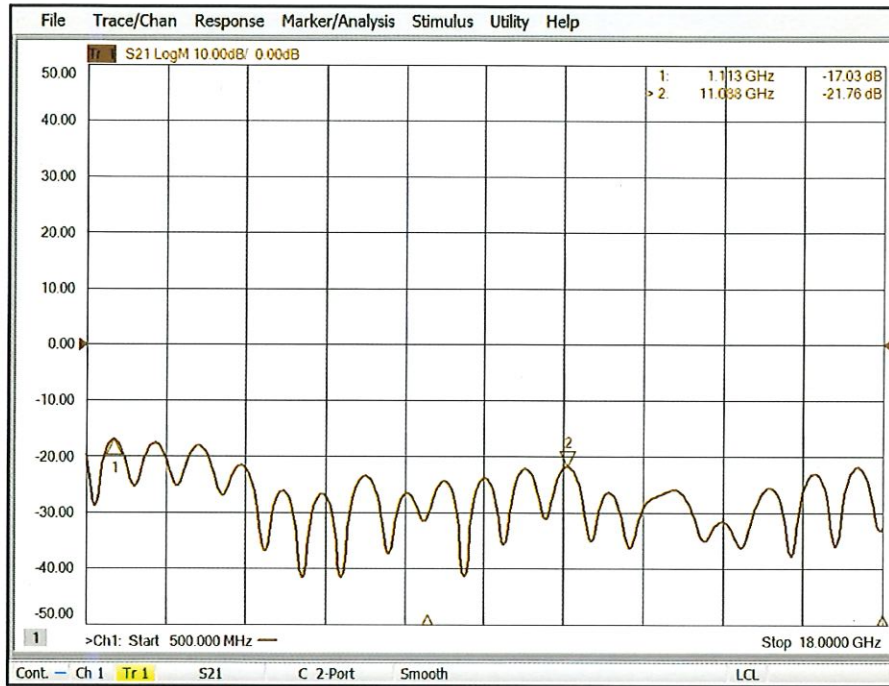
7311-F Grove Road, Frederick, MD 21704 USA Phone: (301)662-5019 Fax: (301)662-1731
 email: sales@planarelec.com



SUMMARY TEST DATA ON APD-2-0518-YR1 Rev. B

PL28499/2013

J2 to J3 Isolation



7311-F Grove Road, Frederick, MD 21704 USA Phone: (301)662-5019 Fax: (301)662-1731
email: sales@planarelec.com