



**SUMMARY TEST DATA
ON
PEC4-16-8G18G-4R7-18-15-SFF**

PL28621/2016

Customer: _____ Tested By: J. Mattsson-Boze
 SO No: _____ Temperature: +25°C
 Model No: PEC4-16-8G18G-4R7-18-15-SFF Date: 04/16/20
 Serial No: PL28621/2016 Drawing No: 27628813 Rev: A1

TEST. ITEM NO	PARAMETERS	SPECIFIED VALUE	TEST RESULTS	QA QC	
1	Frequency Range:	8.0 to 18.0 GHz	8.0 to 18.0 GHz	03 4-24	
2	Gain:	13 dB Min, 16 dB Max	15.9 dB Max 14.1 dB Min (See Plot)	↓	
3	Gain Flatness:	±1.50 dB Max	±0.93 dB (See Plot)		
4	Noise Figure:	4.7 dB Max	4.3 dB (See Plot)		
5	OP1dB:	+18 dBm Typ.	+21.5 dBm (See Plot)		
6	VSWR Input:	1.67:1 Max	1.36:1 (See Plot)		
7	VSWR Output:	2.25:1 Max	1.62:1 (See Plot)		
8	Maximum Input:	+30 dBm CW	Pass		
9	DC Supply:	+12.5 to +28 VDC @ 250 mA Typ.	200 mA		03 4-24

QA/QC Approval: Arthur Zimmerman Date: 4-24-2020

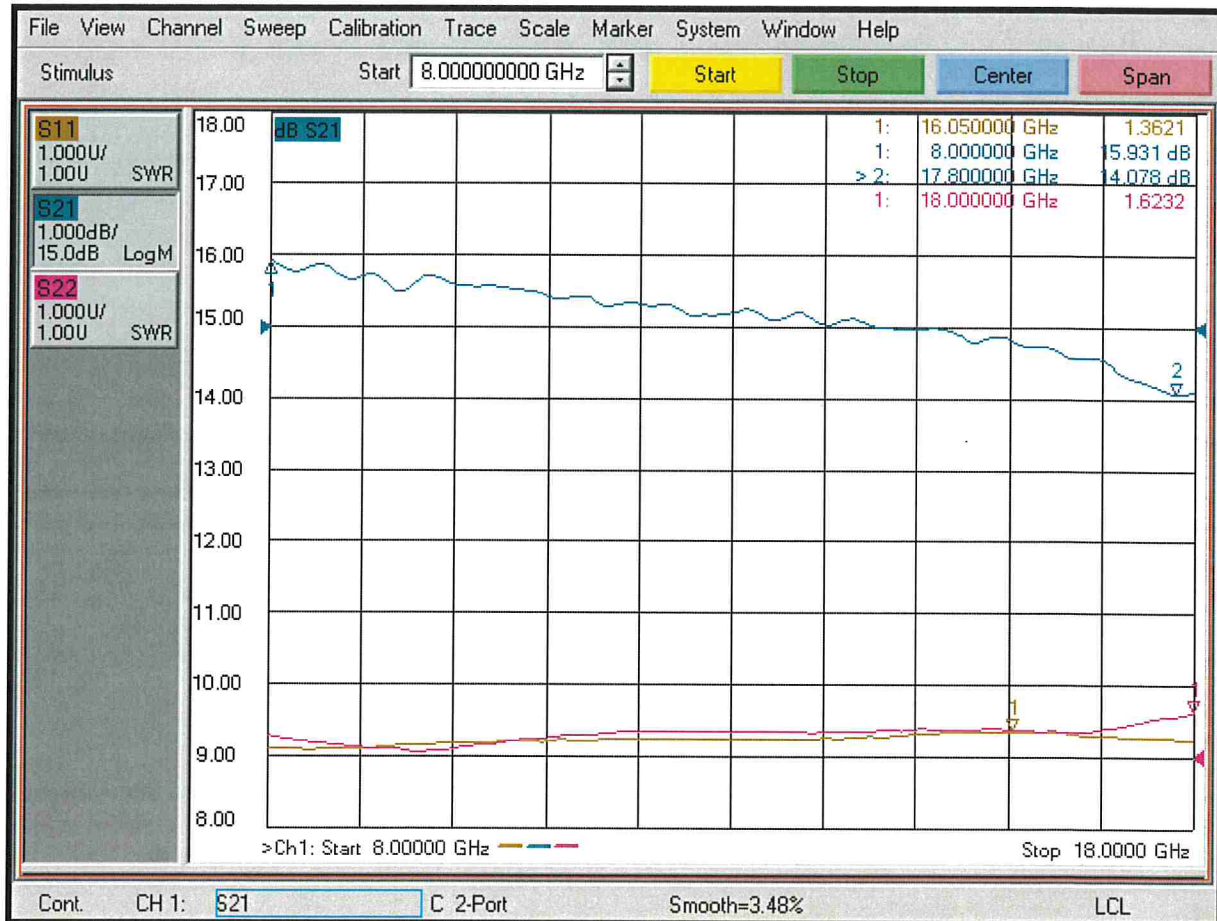
4921 Robert J. Mathews Parkway, Suite 1, El Dorado Hills, CA, 95762
 Phone: (916) 542-1401 Fax: (916) 265-2597
 Email: sales@pmi-rf.com



**SUMMARY TEST DATA
ON
PEC4-16-8G18G-4R7-18-15-SFF**

PL28621/2016

Gain and VSWR Plot



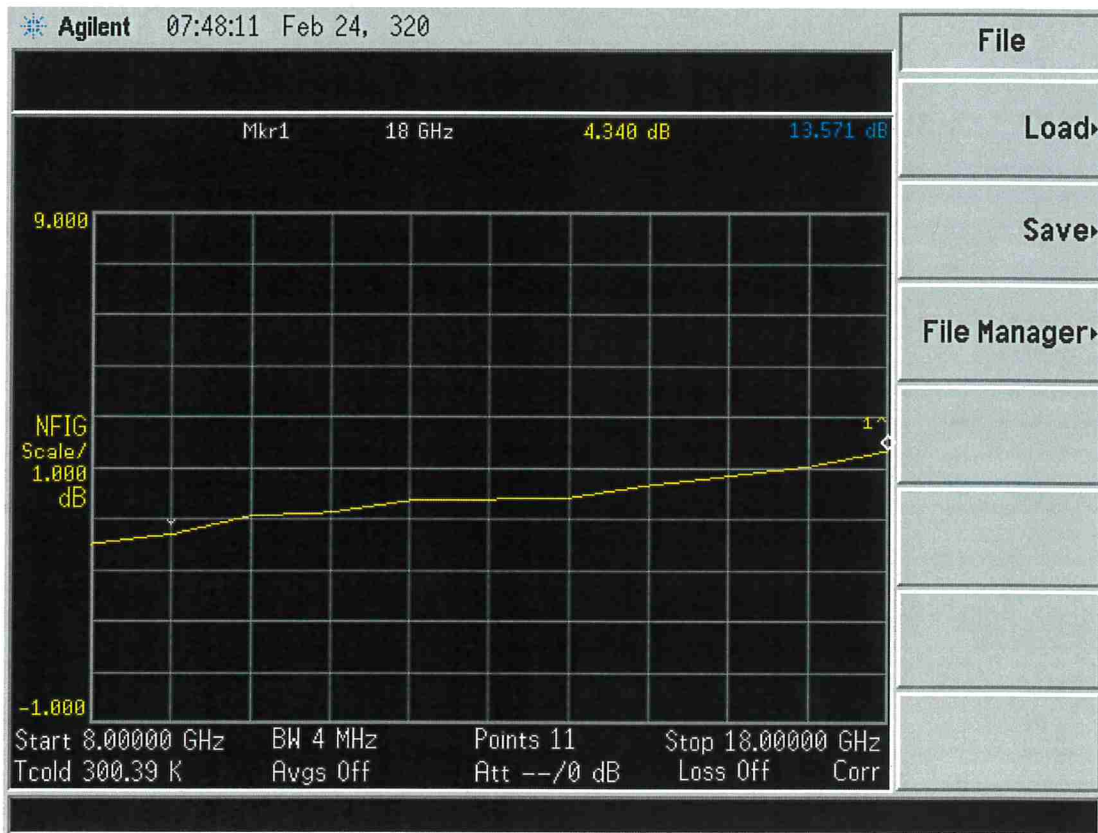
4921 Robert J. Mathews Parkway, Suite 1, El Dorado Hills, CA, 95762
Phone: (916) 542-1401 Fax: (916) 265-2597
Email: sales@pmi-rf.com



**SUMMARY TEST DATA
ON
PEC4-16-8G18G-4R7-18-15-SFF**

PL28621/2016

Noise Figure Plot



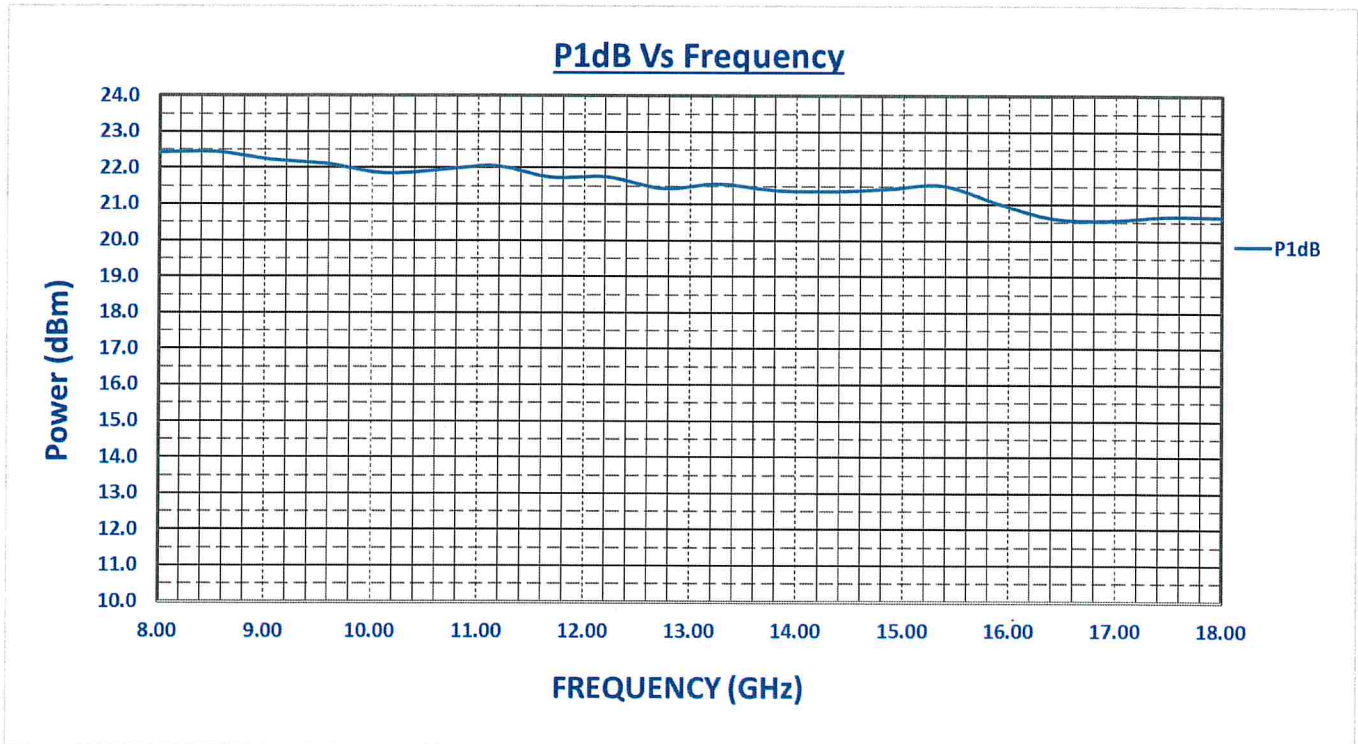
4921 Robert J. Mathews Parkway, Suite 1, El Dorado Hills, CA, 95762
Phone: (916) 542-1401 Fax: (916) 265-2597
Email: sales@pmi-rf.com



**SUMMARY TEST DATA
ON
PEC4-16-8G18G-4R7-18-15-SFF**

PL28621/2016

OP1dB Plot



4921 Robert J. Mathews Parkway, Suite 1, El Dorado Hills, CA, 95762
Phone: (916) 542-1401 Fax: (916) 265-2597
Email: sales@pmi-rf.com