



**SUMMARY TEST DATA  
ON  
PEC4-16-8G18G-4R7-18-15-SFF**

PL28625/2016

Customer: \_\_\_\_\_ Tested By: J. Mattsson-Boze  
SO No: \_\_\_\_\_ Temperature: +25°C  
Model No: PEC4-16-8G18G-4R7-18-15-SFF Date: 04/16/20  
Serial No: PL28625/2016 Drawing No: 27628813 Rev: A1

TEST ITEM NO	PARAMETERS	SPECIFIED VALUE	TEST RESULTS	QA QC
1	Frequency Range:	8.0 to 18.0 GHz	8.0 to 18.0 GHz	AB 4-24
2	Gain:	13 dB Min, 16 dB Max	15.6 dB Max 13.9 dB Min (See Plot)	↓
3	Gain Flatness:	±1.50 dB Max	±0.85 dB (See Plot)	
4	Noise Figure:	4.7 dB Max	4.5 dB (See Plot)	
5	OP1dB:	+18 dBm Typ.	+21.4 dBm (See Plot)	
6	VSWR Input:	1.67:1 Max	1.30:1 (See Plot)	
7	VSWR Output:	2.25:1 Max	1.33:1 (See Plot)	
8	Maximum Input:	+30 dBm CW	Pass	
9	DC Supply:	+12.5 to +28 VDC @ 250 mA Typ.	210 mA	

QA/QC Approval: Arthur Zimmerman Date: 4-24-2020

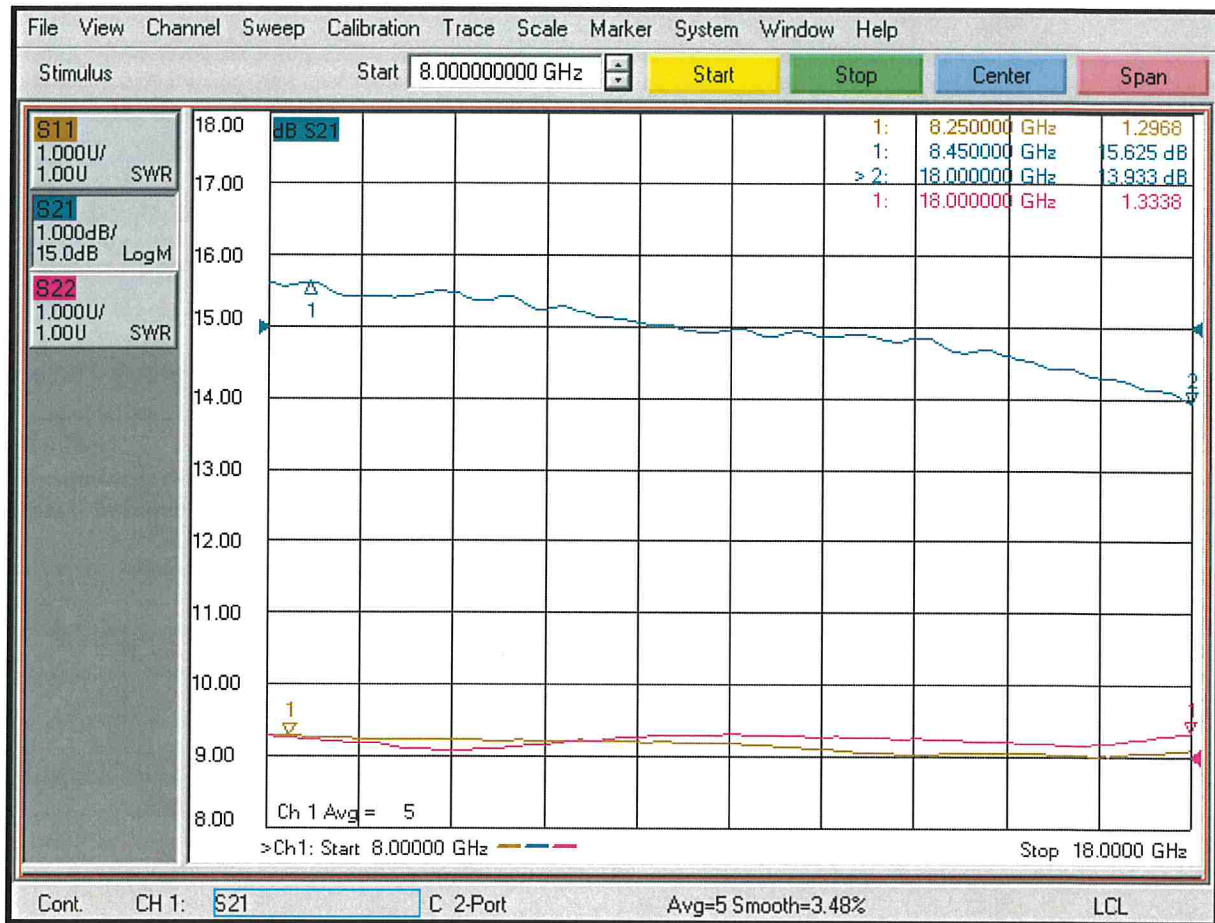
4921 Robert J. Mathews Parkway, Suite 1, El Dorado Hills, CA, 95762  
Phone: (916) 542-1401 Fax: (916) 265-2597  
Email: [sales@pmi-rf.com](mailto:sales@pmi-rf.com)



**SUMMARY TEST DATA  
ON  
PEC4-16-8G18G-4R7-18-15-SFF**

PL28625/2016

Gain and VSWR Plot



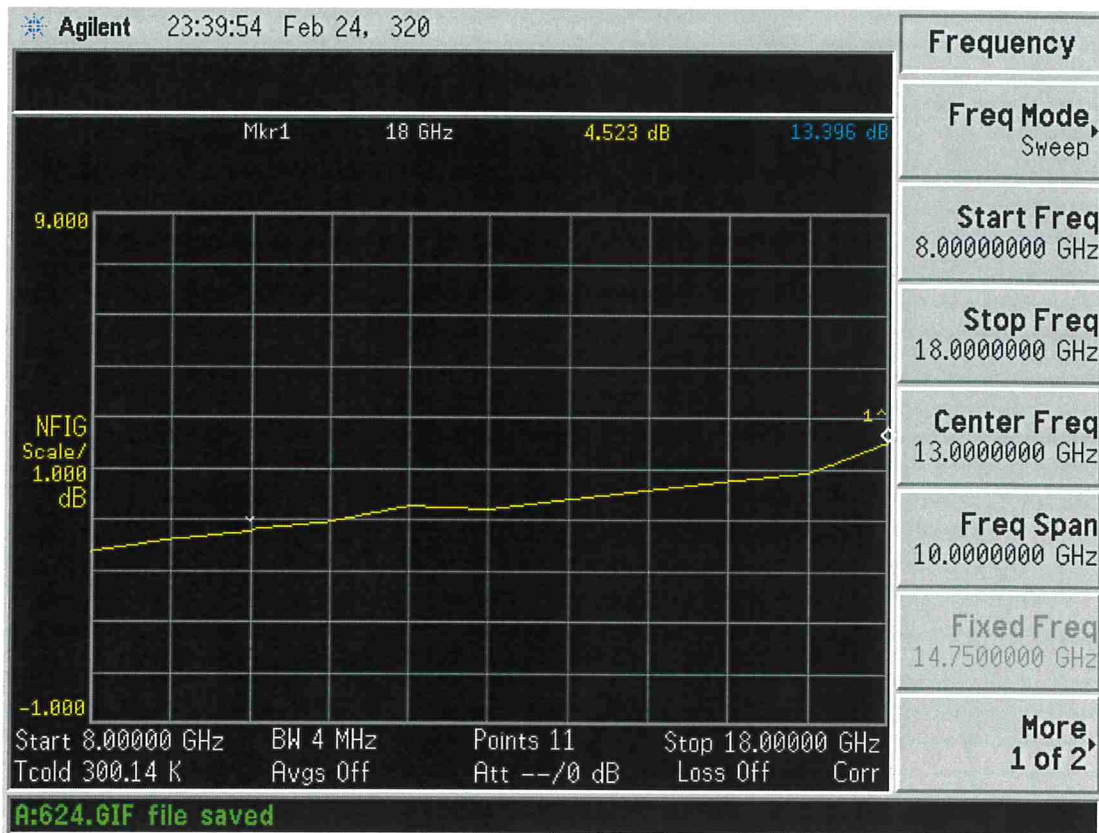
4921 Robert J. Mathews Parkway, Suite 1, El Dorado Hills, CA, 95762  
Phone: (916) 542-1401 Fax: (916) 265-2597  
Email: [sales@pmi-rf.com](mailto:sales@pmi-rf.com)



**SUMMARY TEST DATA  
ON  
PEC4-16-8G18G-4R7-18-15-SFF**

PL28625/2016

Noise Figure Plot



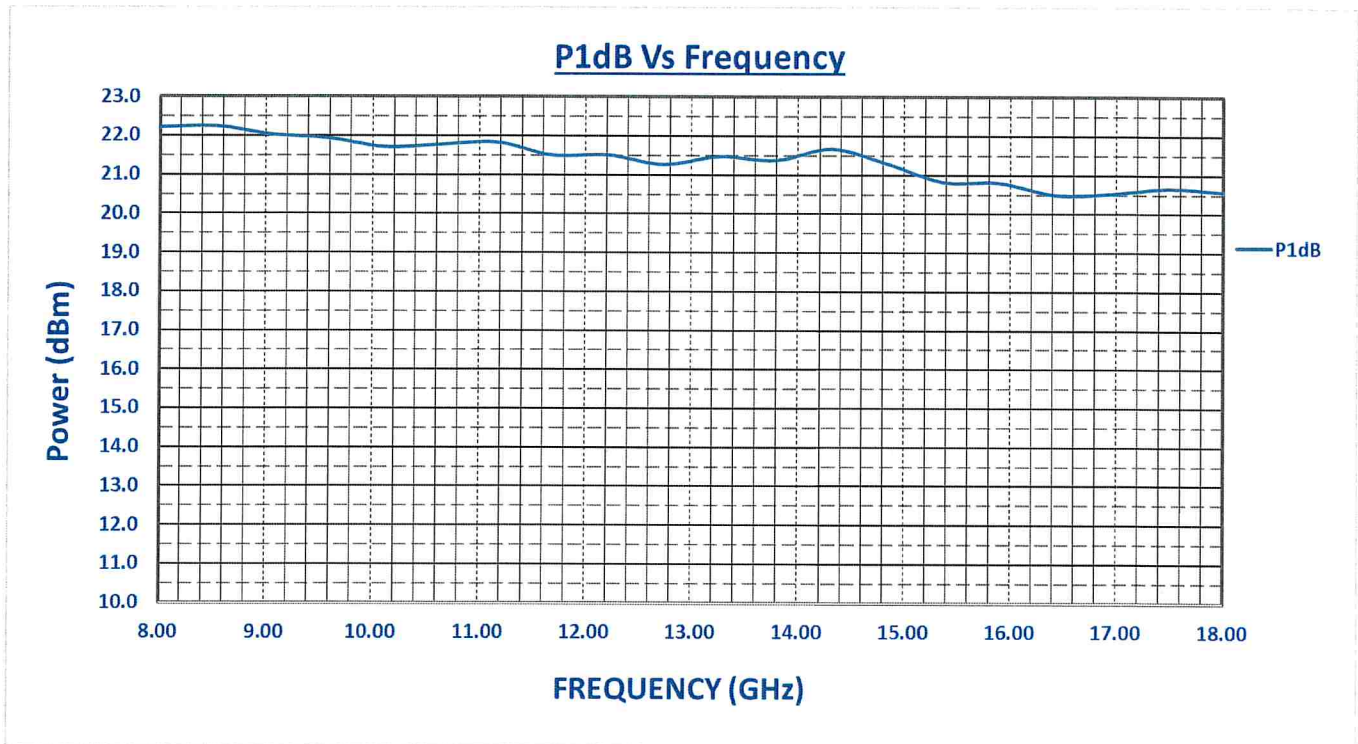
4921 Robert J. Mathews Parkway, Suite 1, El Dorado Hills, CA, 95762  
Phone: (916) 542-1401 Fax: (916) 265-2597  
Email: sales@pmi-rf.com



**SUMMARY TEST DATA  
ON  
PEC4-16-8G18G-4R7-18-15-SFF**

**PL28625/2016**

**OP1dB Plot**



4921 Robert J. Mathews Parkway, Suite 1, El Dorado Hills, CA, 95762  
Phone: (916) 542-1401 Fax: (916) 265-2597  
Email: [sales@pmi-rf.com](mailto:sales@pmi-rf.com)