



**SUMMARY TEST DATA
ON
LNA-20-17-5-SFF**

Customer: _____
 SO No: _____
 Model No: LNA-20-17-5-SFF
 Serial No: PL28688/2018

Tested By: J. Mattsson-Boze
 Temperature: +25°C
 Date: 5/13/2020
 Drawing No: 27637720 REV: A1

TEST. ITEM NO	PARAMETERS	SPECIFIED VALUE	Test Results	QA QC
1	Frequency Range:	1 GHz - 7 GHz	1 GHz - 7 GHz	AB 5/19
2	Gain:	20 dB Min, 26 dB Max	24.0 dB Max 23.1 dB Min See Plot	↓
3	Gain Flatness:	±2.0 dB Max	±0.5 dB See Plot	
4	Noise Figure:	5 dB Max	3.5 dB See Plot	
5	Third Order Intercept Point:	+32 dBm Min	+34.3 dBm Min See Plot	
6	Output Power P1dB:	+22 dBm Min	+23.7 dBm See Plot	
7	Saturated Output Power:	+24 dBm Min	+25.9 dBm See Plot	
8	Harmonics:	-12dBc Max	-38.5 dBc	
9	Non-Harmonic Spurious:	-50 dBc Max	<-60 dBc	
10	VSWR: (Input/Output)	2.0:1 Max	1.8:1 In 1.8:1 Out See Plot	
11	DC Supply:	+15 VDC @ 900 mA Typ.	+15 VDC @ 480 mA	

QA/QC Approval: Arthur Zimmerman

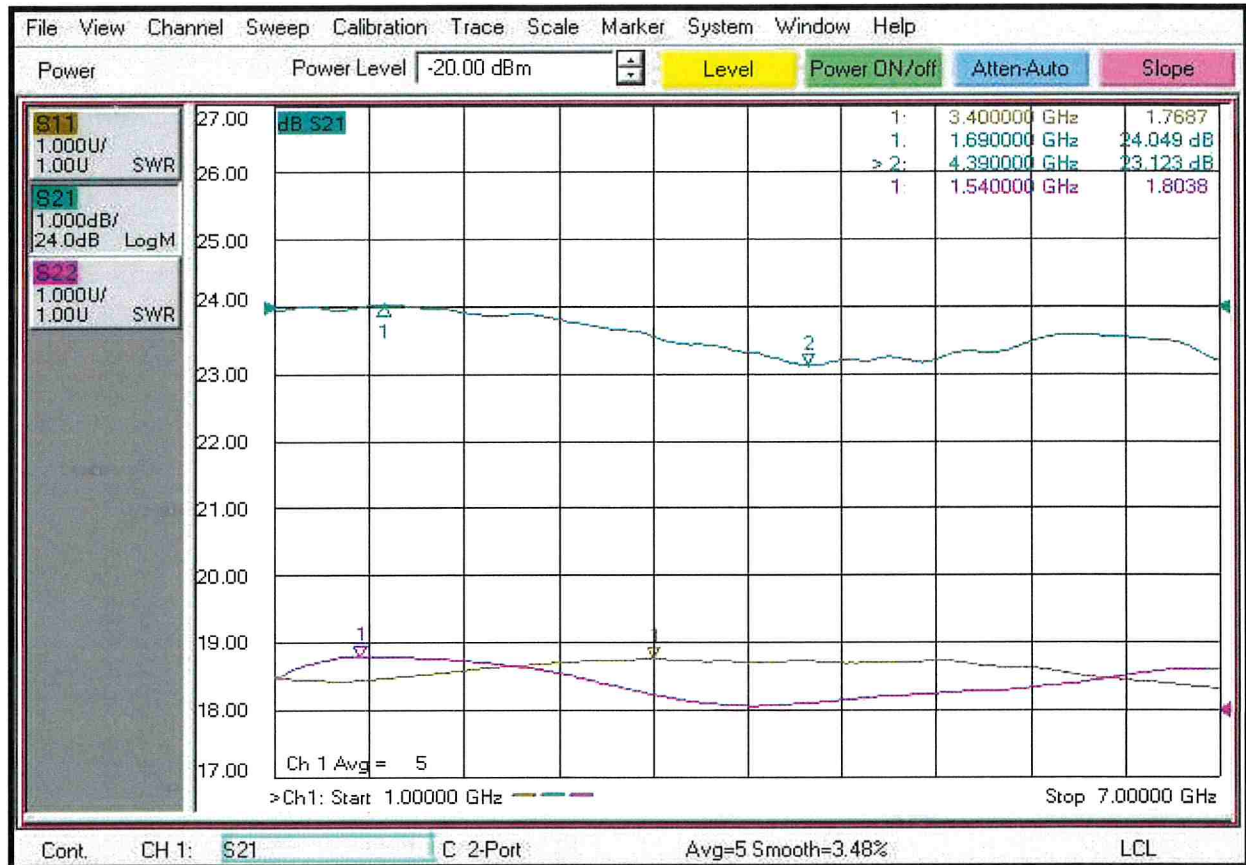
Date: 5-19-2020



SUMMARY TEST DATA ON LNA-20-17-5-SFF

PL28688/2018

Gain and Gain Flatness Plot

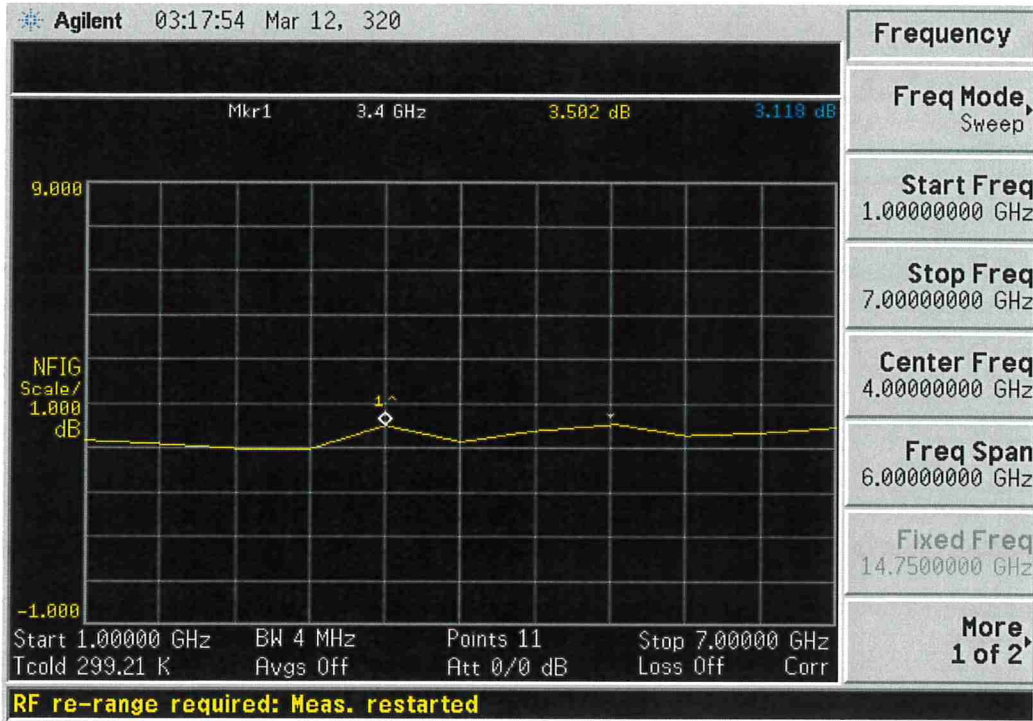




SUMMARY TEST DATA ON LNA-20-17-5-SFF

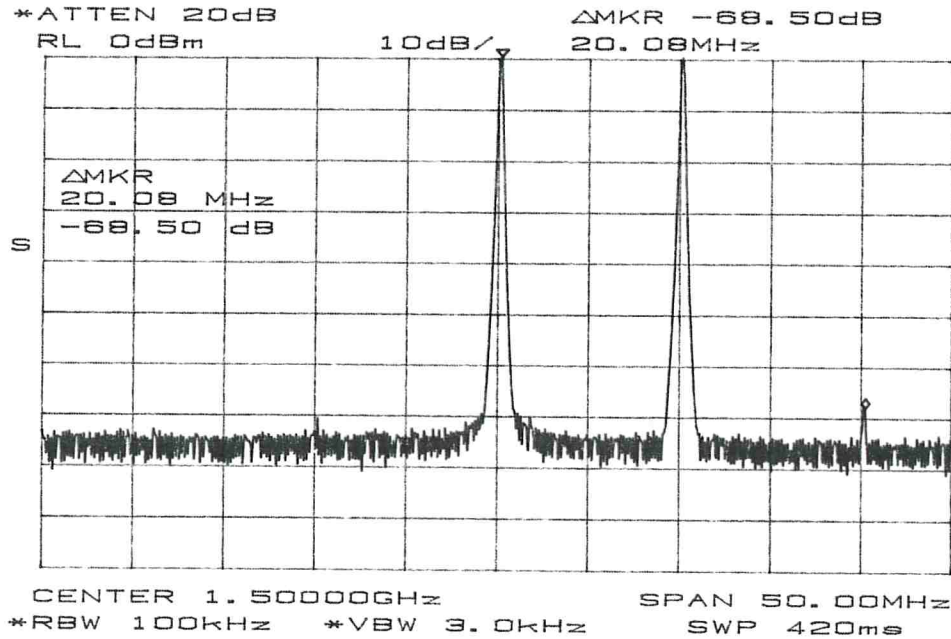
PL28688 2018

Noise Figure Plot



Third Order Intercept Plot

PL28688



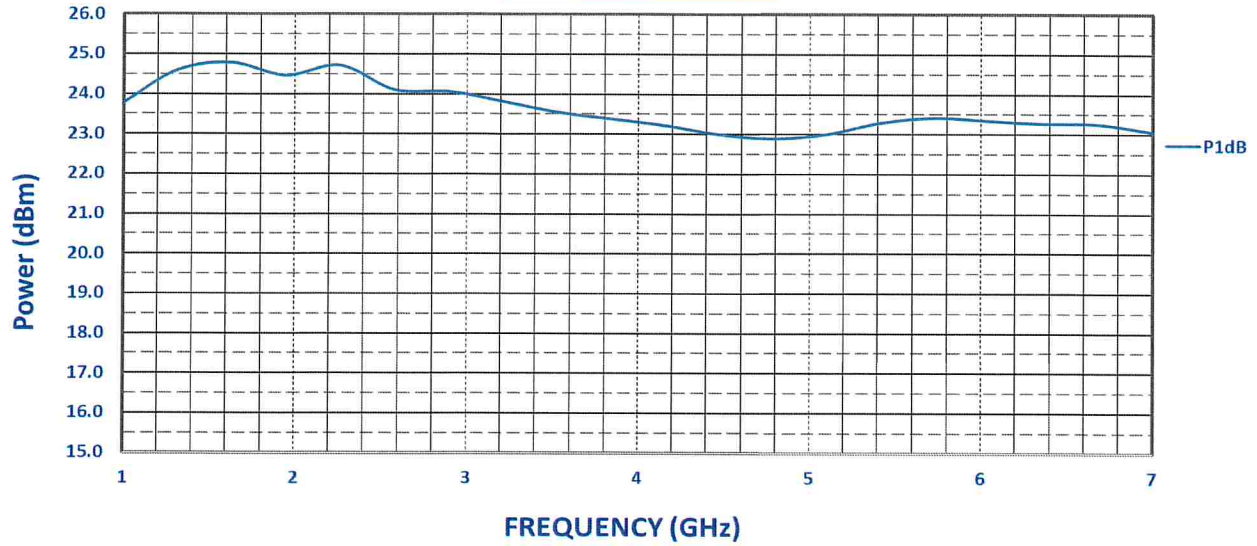


SUMMARY TEST DATA ON LNA-20-17-5-SFF

PL28688/2018

OP1dB Plot:

P1dB Vs Frequency



PSAT Plot:

PSAT Vs Frequency

