





SUMMARY TEST DATA ON AMPLIFIER

Customer :
Job No :
Model No : PE2-38-218-4R5-8-15-SFF
Serial No : PL2889

Tested By : Kevin Mason
Temperature : +25°C
Date : 10/24/06

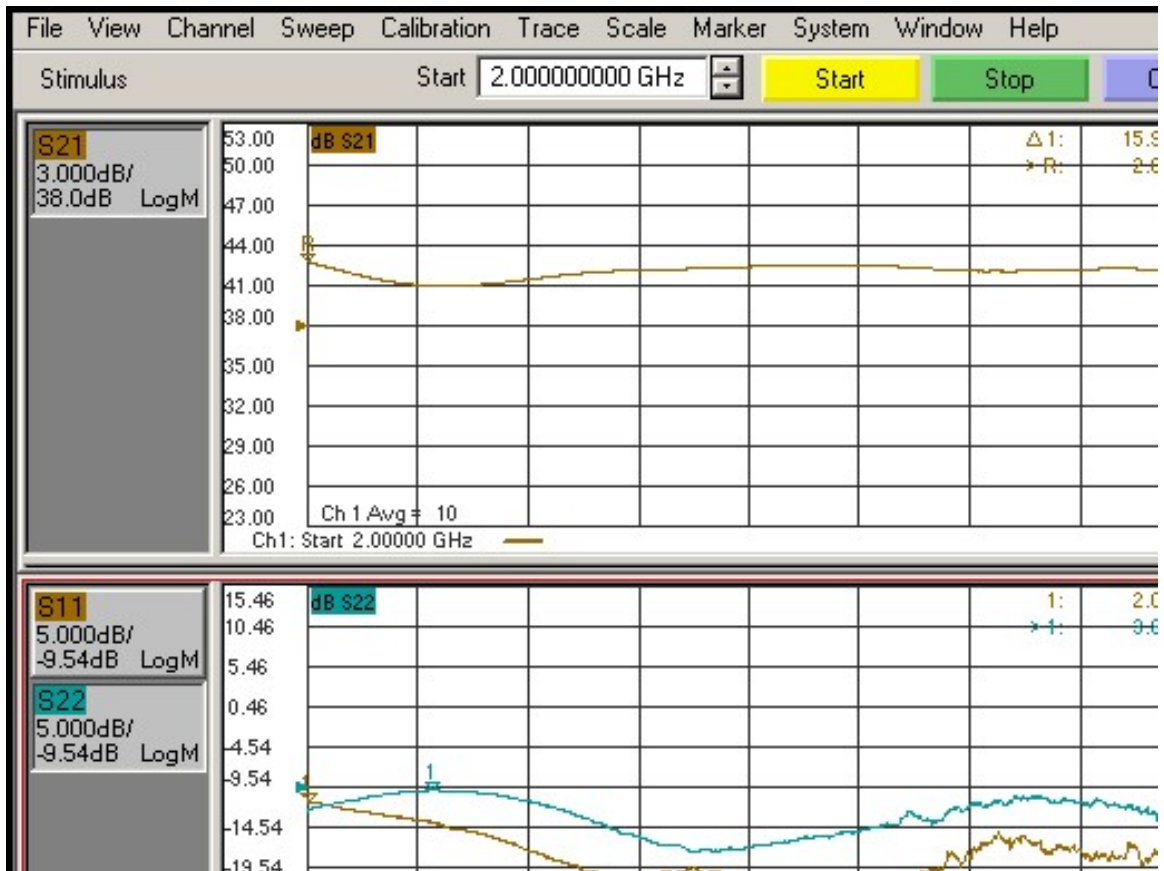
TEST ITEM NO.	PARAMETERS	SPECIFIED VALUE	MEASURED VALUE	REMARKS QA/QC
1	Frequency Range:	2.0-18.0 GHz	Pass	
2	Gain:	+38dB Min.	Pass (See Plot)	
3	Gain Flatness:	± 1.5dB Max.	± 1.16dB	
4	OP1dB:	+8dBm Min.	≥ +8dBm	
5	VSWR:	Input : 2.0:1 Output: 2.0:1 (Max.)	Pass (See Plot)	
6	Noise Figure:	3.8dB Typ.	Pass (See NF Plot)	
7	DC Supply:	250mA@ +15VDC Max.	208mA@ +12V	

Production Manager Approval:  **Date: 10/24/06**

QA/QC Approval:  **Date: 10/24/06**

5715 Industry Lane, Unit 11, Frederick, MD 21704 USA Phone: (301)662-5019 Fax: (301)662-1731
 email: sales@planarelec.com

S-Parameter Plot



Noise Figure Plot

