



**SUMMARY TEST DATA
ON
LNA-46-17-5-SFF**

Customer: _____
 SO No: _____
 Model No: LNA-46-17-5-SFF
 Serial No: PL28926/2018

Tested By: J. Mattsson-Boze
 Temperature: +25°C
 Date: 5/13/2020
 Drawing No: 27637700 REV: A1

TEST. ITEM NO	PARAMETERS	SPECIFIED VALUE	Test Results	QA QC
1	Frequency Range:	1 GHz - 7 GHz	1 GHz - 7 GHz	AB 5-19
2	Gain:	46 dB Min, 54 dB Max	53.4 dB Max 51.1 dB Min See Plot	↓
3	Gain Flatness:	±2.0 dB Max	±1.2 dB See Plot	
4	Noise Figure:	5 dB Max	1.9 dB See Plot	
5	Third Order Intercept Point:	+30 dBm Min	+32.8 dBm Min See Plot	
6	Output Power P1dB:	+23 dBm Min	+23.7 dBm See Plot	
7	Saturated Output Power:	+25 dBm Min	+26.6 dBm See Plot	
8	Harmonics:	-12dBc Max	-32.5 dBc	
9	Non-Harmonic Spurious:	-50 dBc Max	<-60 dBc	
10	VSWR: (Input/Output)	2.0:1 Max	1.9:1 In 1.9:1 Out See Plot	
11	DC Supply:	+15 VDC @ 1100 mA Typ.	+15 VDC @ 650 mA	

QA/QC Approval: Arthur Zimmerman

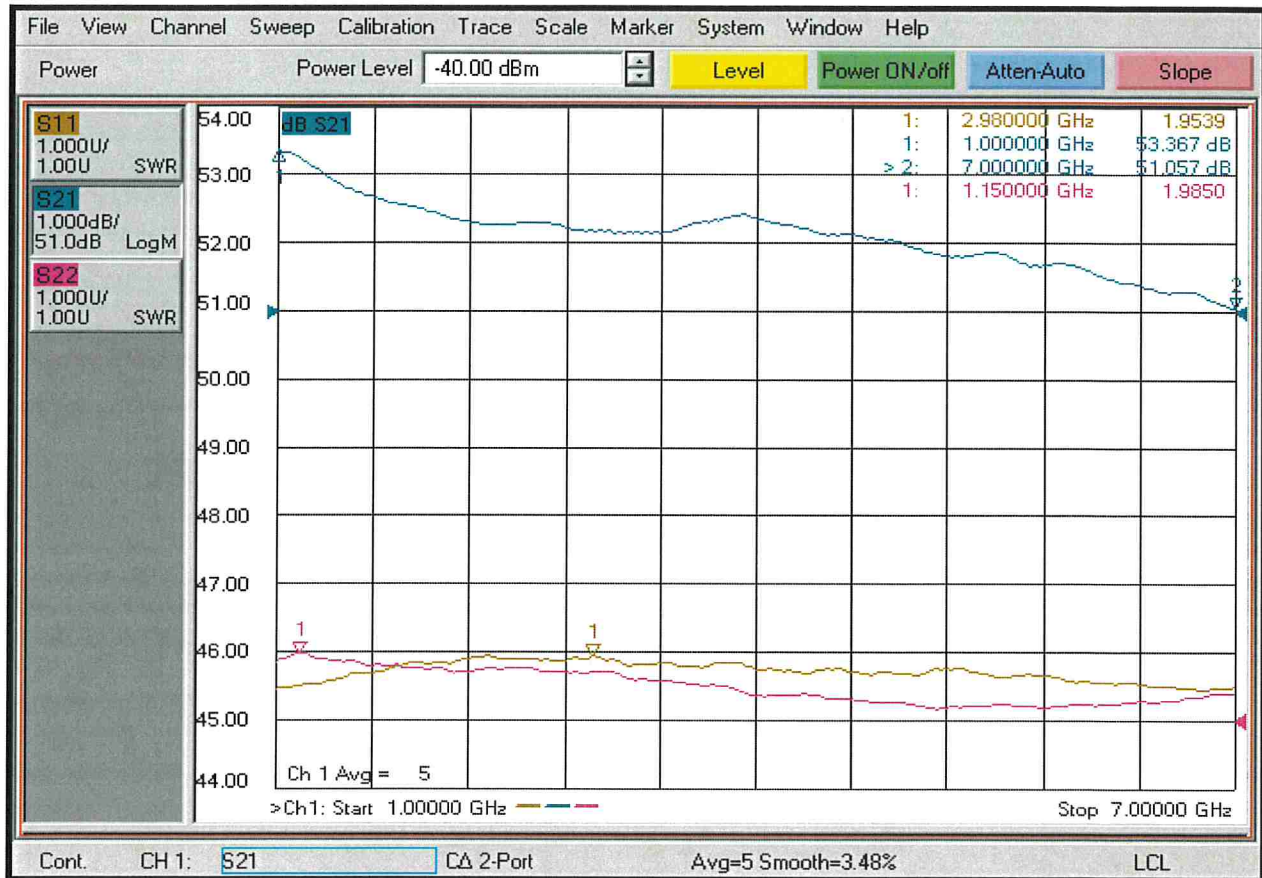
Date: 5-19-2020



SUMMARY TEST DATA ON LNA-46-17-5-SFF

PL28926 2018

Gain and Gain Flatness Plot

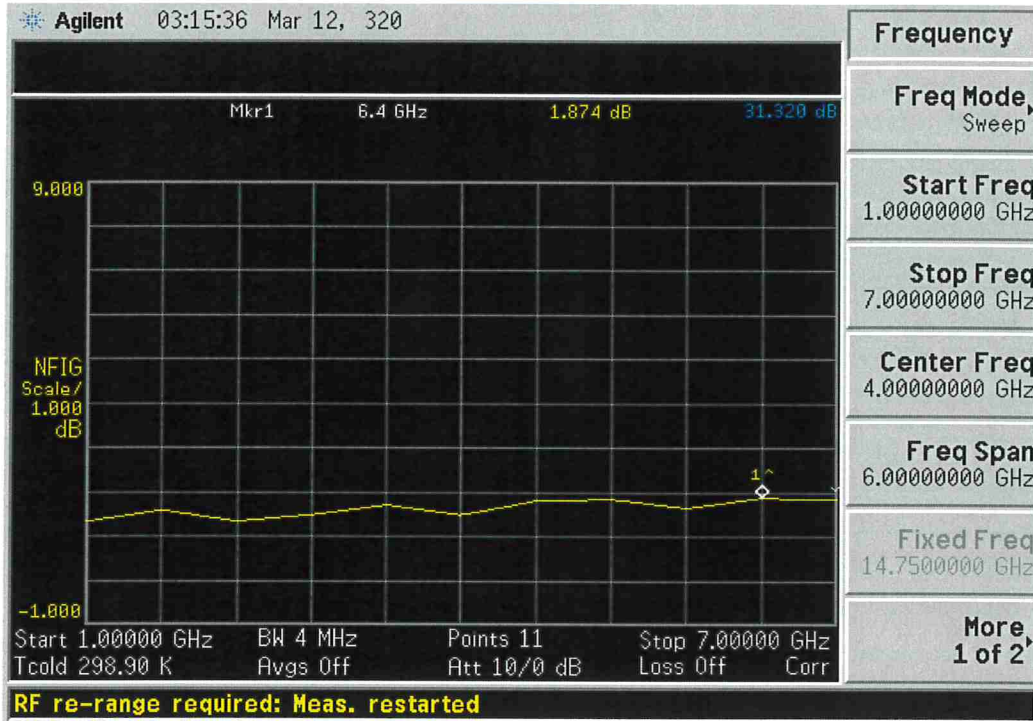




SUMMARY TEST DATA ON LNA-46-17-5-SFF

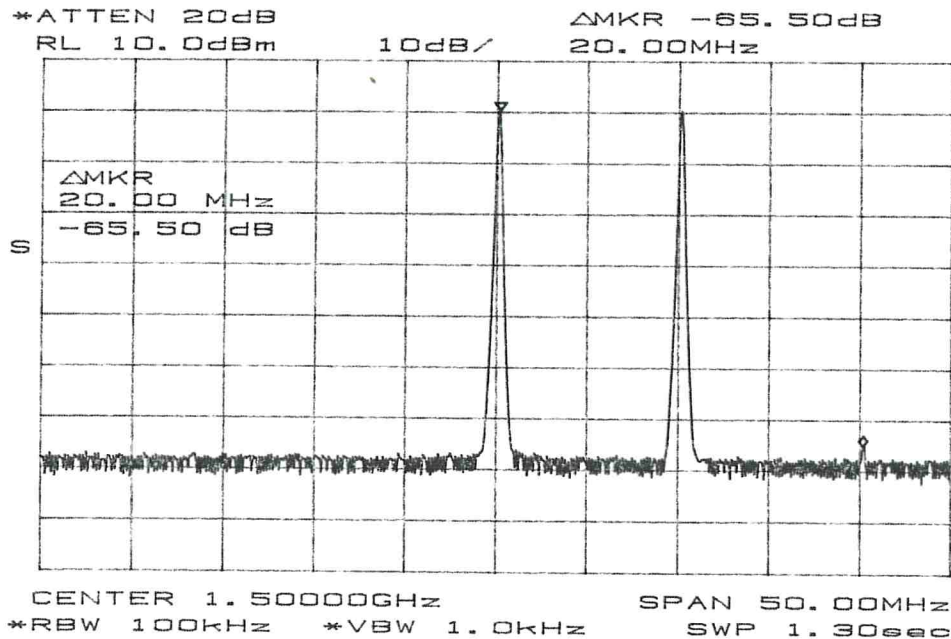
PL28926 2018

Noise Figure Plot



Third Order Intercept Plot

PL28926

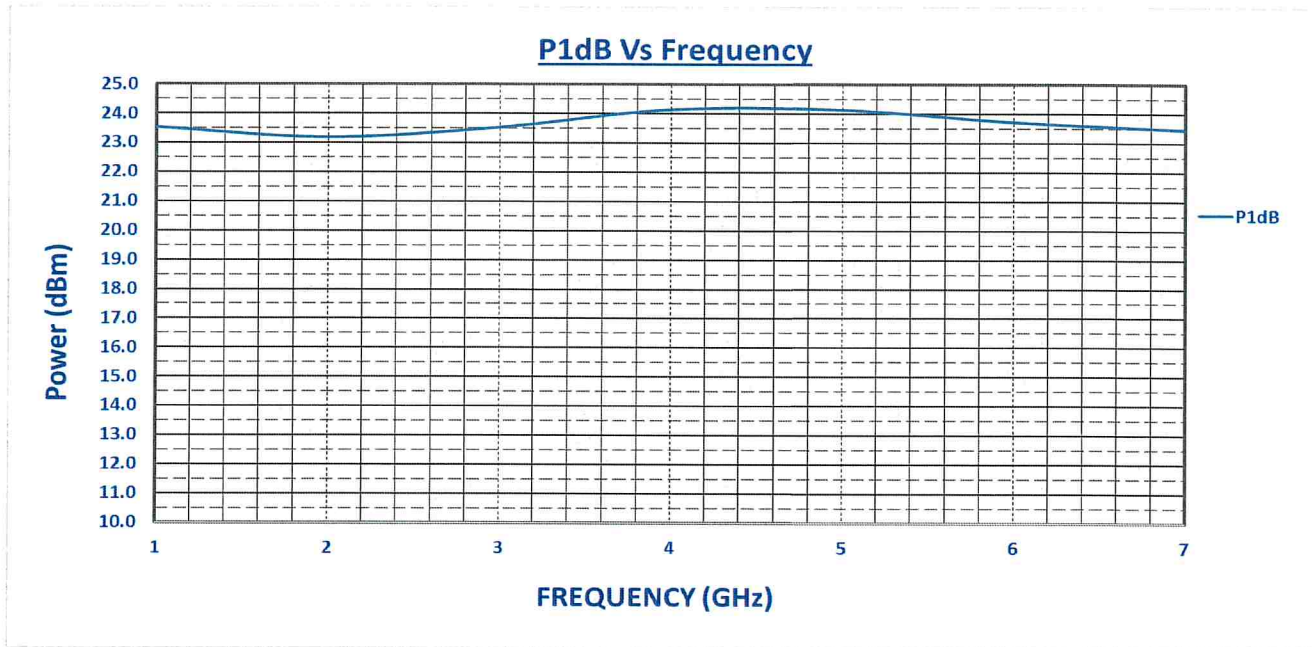




SUMMARY TEST DATA ON LNA-46-17-5-SFF

PL28926/2018

OP1dB Plot:



PSAT Plot:

