



SUMMARY TEST DATA ON P2T-1G18G-65-T-SFF

Customer: _____
 SO No: _____
 Model No: P2T-1G18G-65-T-SFF
 Serial No: PL29101/202

Tested By: A. Lopez
 Temperature: 25 °C
 Date: 5/21/2020
 Drawing No: 27626501

Rev: A1

TEST ITEM NO.	PARAMETERS	SPECIFIED VALUE	TEST RESULTS	QA QC
1	Frequency Range:	1.0 TO 18.0 GHz	1.0 TO 18.0 GHz	
2	Insertion Loss:	3.5 dB Max	2.99 dB See Graph	
3	Isolation:	65 dB Typ	78.32 dB See Graph	
4	VSWR:	2.0:1 Max.	1.71:1 See Graph	
5	Input Power:	+30dBm Max (Survival) +20dBm Max (Operating)	Pass See Typical Characteristics	
6	Switching Speed:	100 ns Max	Pass See Typical Characteristics	
7	Impedance:	50 Ω	Pass	
8	DC Supply:	+5 VDC @ 100 mA Typ. -15 VDC @ 100 mA Typ.	+5 VDC @ 61 mA -15 VDC @ 77 mA	
9	Control Signal:	Logic Table		Pass
		CTL1	Function	
		1	J1-J2 low Loss	
		0	J1-J3 Low loss	

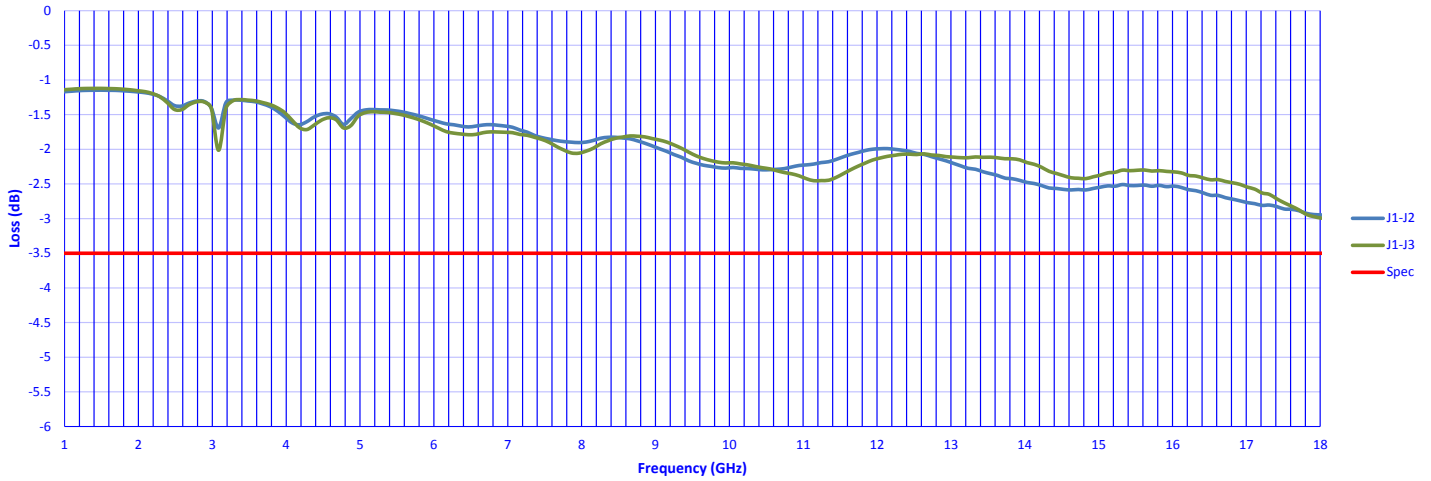
QA/QC Approval: _____

Date _____

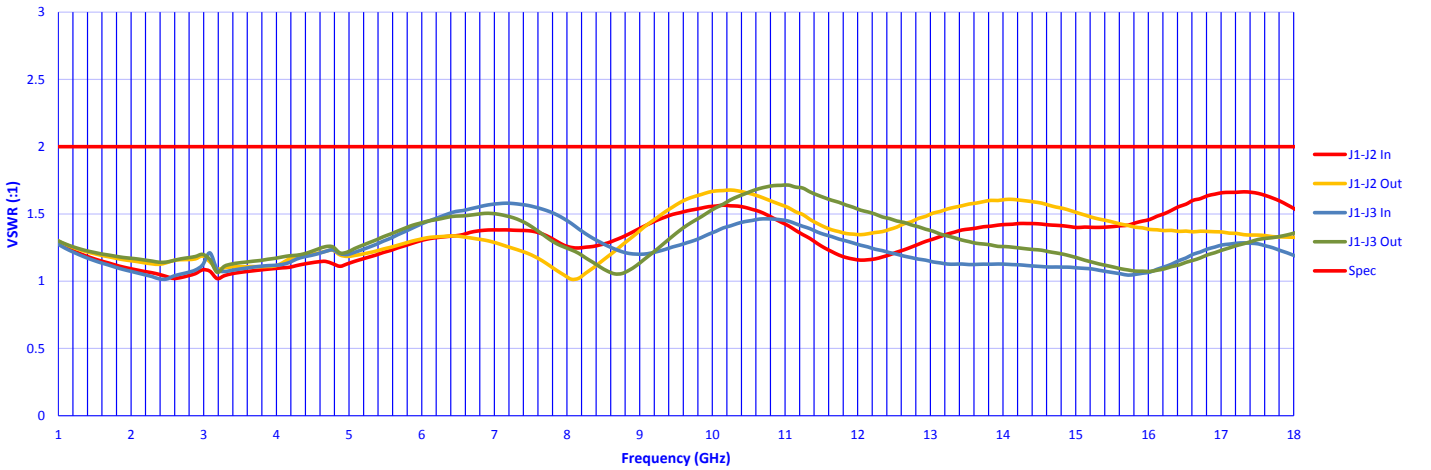


SUMMARY TEST DATA ON P2T-1G18G-65-T-SFF

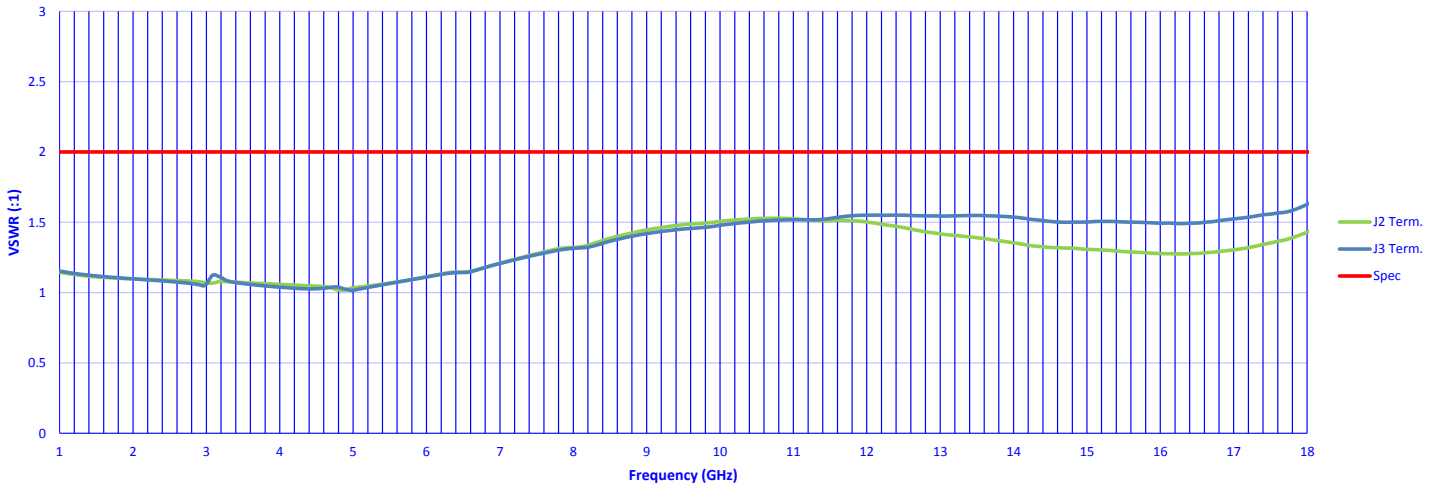
Insertion Loss



VSWR (On)



VSWR (Off)





SUMMARY TEST DATA ON P2T-1G18G-65-T-SFF

