



**SUMMARY TEST DATA
ON
PTB-40-0R118-6R5-21-120VAC-1U-SFF-OPT10M6G**

Customer: _____
 SO No: _____
 Model No: PTB-40-0R118-6R5-21-120VAC-1U-SFF-OPT10M6G
 Serial No: PL29206/2023

Tested By: K. Mansfield
 Temperature: +25°C
 Date: 6/2/2020
 Drawing No: 27637040 Rev: A1

TEST ITEM NO.	PARAMETERS	SPECIFIED VALUE	TEST RESULTS	QA QC	
1	Frequency Range:	10 MHz - 6.0 GHz	10 MHz - 6.0 GHz	PMI QA 1	
2	Gain:	40 dB Min.	+53.1 dB Min. See Plot	PMI QA 1	
3	*Gain Flatness:	±1.5 dB Max. (0.1 to 6.0 GHz) ±3.5 dB Max. (0.01 to 0.1 GHz)	±1.9 dB (0.1 to 6.0 GHz) ±2.7 dB (0.01 to 0.1 GHz) See Plot		
4	Noise Figure:	6.5 dB Typ. (0.1 to 6.0 GHz) 10 dB Typ. (0.01 to 0.1 GHz)	4.7 dB (0.1 to 6.0 GHz) 14.8 dB (0.01 to 0.1 GHz) See Plot		
5	OP1dB:	+20 dBm Min.	+24.5 dBm Min. See Plot		
6	Attenuation Range:	50 dB Min, 60 dB Typ. (1 dB Steps)	60.3 dB See Plot		
7	AC Power:	120 VAC, 60 Hz	Pass		
8	RS-232 Control: 0 dB to 60 dB Baud Rate: 9600 # of Bits: 8 Stop Bits: 1 No Parity No Flow Control	ATNXX Where XX is desired attenuation value in dB			PMI QA 1

*With No Attenuation Selected.

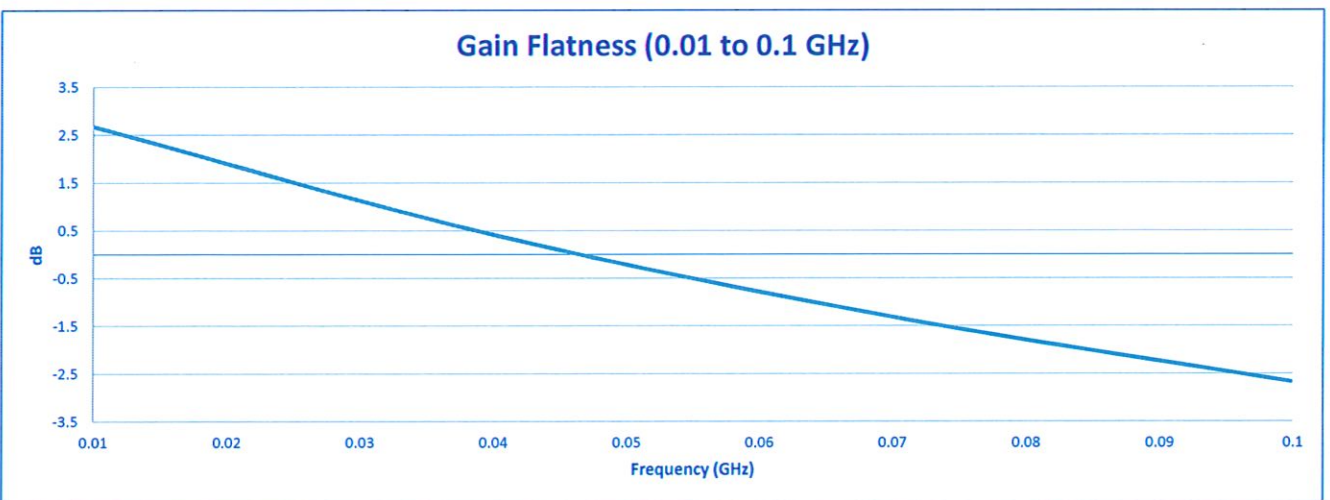
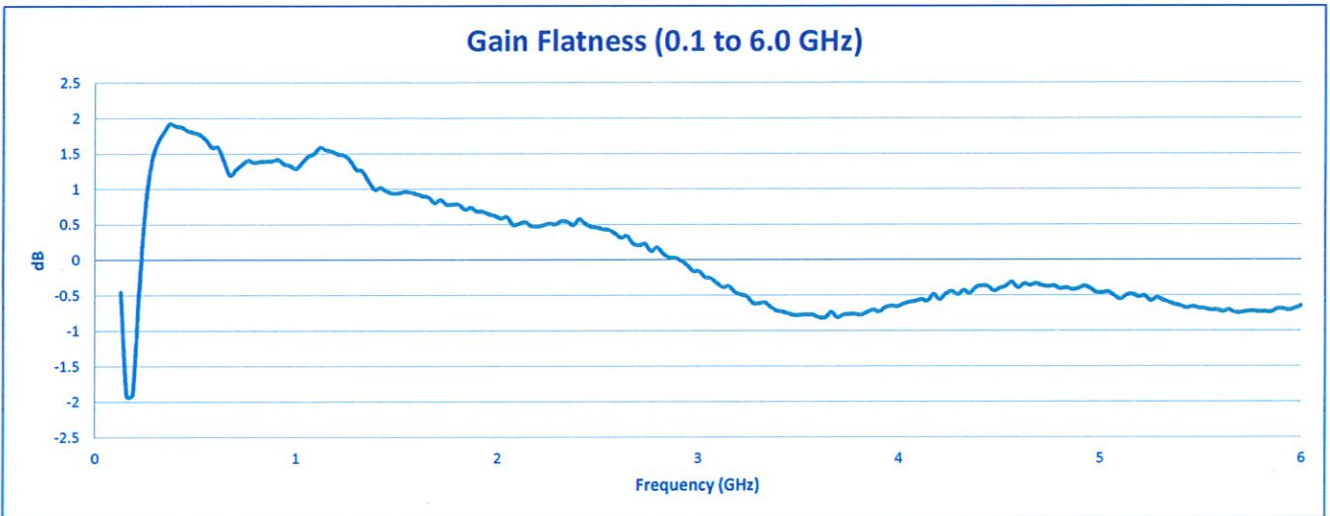
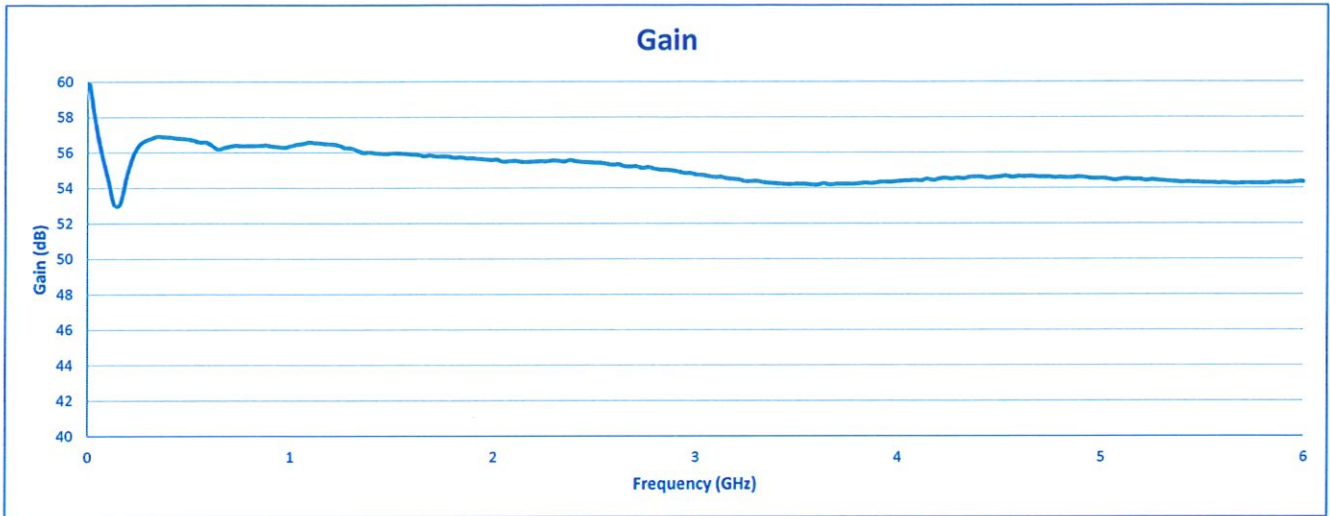
QA/QC Approval:  PMI QA 1 

Date: 6.3.2020



SUMMARY TEST DATA ON PTB-40-0R118-6R5-21-120VAC-1U-SFF-OPT10M6G

PL29206/2023





SUMMARY TEST DATA ON PTB-40-0R118-6R5-21-120VAC-1U-SFF-OPT10M6G

PL29206/2023

