



**SUMMARY TEST DATA
ON
PTB-40-0R118-6R5-21-120VAC-1U-SFF-OPT10M6G**

Customer:
SO No:
Model No: PTB-40-0R118-6R5-21-120VAC-1U-SFF-OPT10M6G
Serial No: PL29466/2027

Tested By: Eric K.
Temperature: +25°C
Date: 7/1/2020
Drawing No: 27637040 Rev: A1

TEST ITEM NO.	PARAMETERS	SPECIFIED VALUE	TEST RESULTS	QA QC	
1	Frequency Range:	10 MHz - 6.0 GHz	10 MHz - 6.0 GHz	PMI QA 2	
2	Gain:	40 dB Min.	+53.2 dB Min. See Plot		
3	*Gain Flatness:	±1.5 dB Max. (0.1 to 6.0 GHz) ±3.5 dB Max. (0.01 to 0.1 GHz)	±1.3 dB (0.1 to 6.0 GHz) ±3.1 dB (0.01 to 0.1 GHz) See Plot		
4	Noise Figure:	6.5 dB Typ. (0.1 to 6.0 GHz) 10 dB Typ. (0.01 to 0.1 GHz)	<5.0 dB (0.1 to 6.0 GHz) <15 dB (0.01 to 0.1 GHz) See Typical Characteristics		
5	OP1dB:	+20 dBm Min.	+24.2 dBm Min. See Plot		
6	Attenuation Range:	50 dB Min, 60 dB Typ. (1 dB Steps)	59.9 dB See Plot		
7	AC Power:	120 VAC, 60 Hz	Pass		
8	RS-232 Control: 0 dB to 60 dB Baud Rate: 9600 # of Bits: 8 Stop Bits: 1 No Parity No Flow Control	ATNXX Where XX is desired attenuation value in dB			PMI QA 2

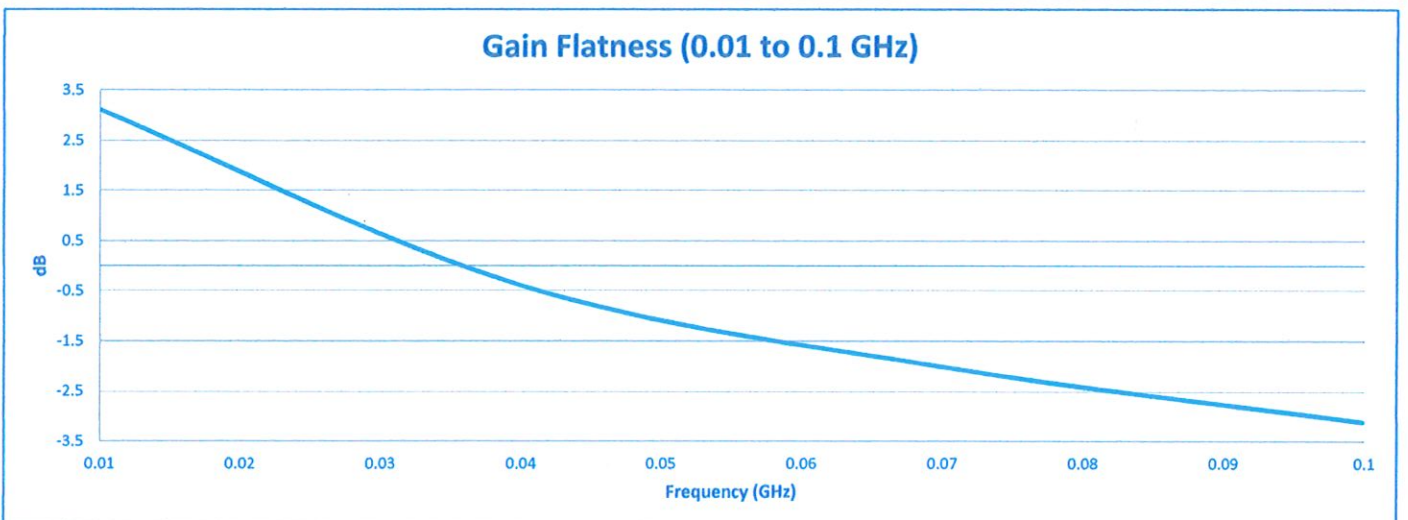
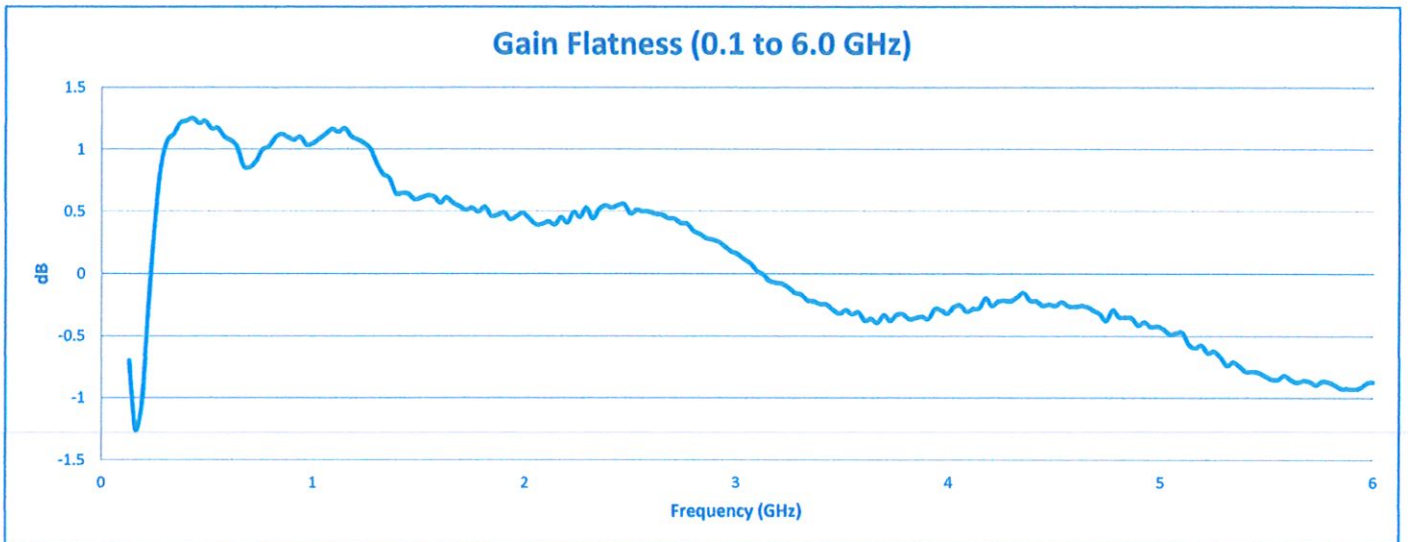
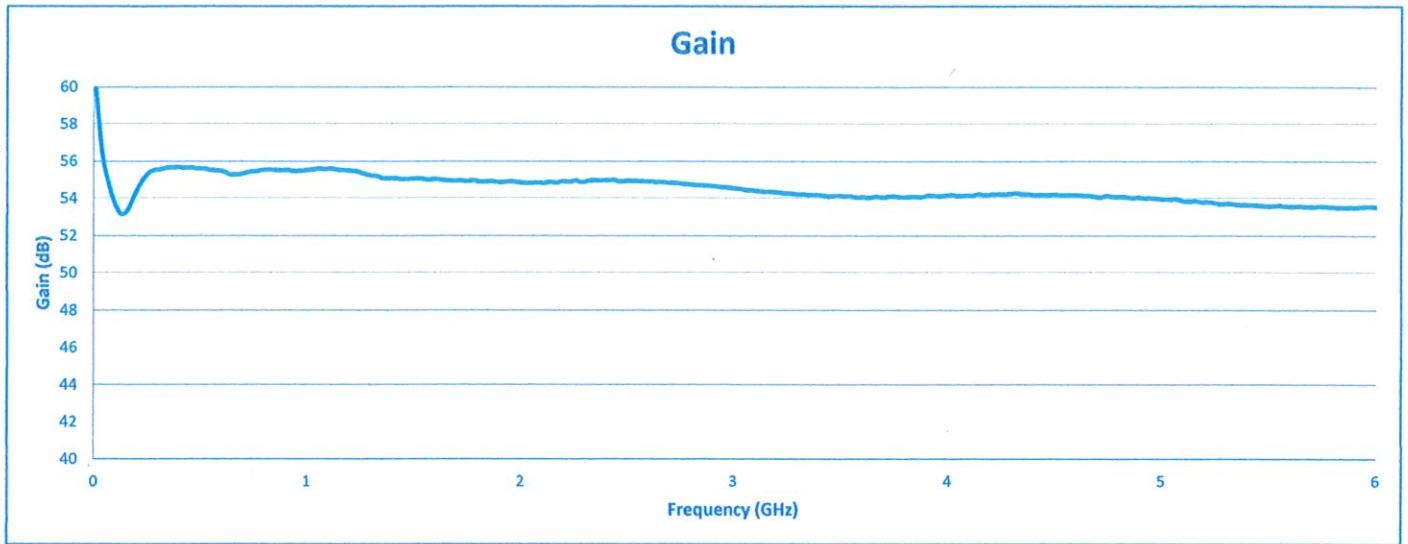
*With No Attenuation Selected.

QA/QC Approval: PMI
QA 2 Date: 7.1.2020



SUMMARY TEST DATA ON PTB-40-0R118-6R5-21-120VAC-1U-SFF-OPT10M6G

PL29466/2027





SUMMARY TEST DATA ON PTB-40-0R118-6R5-21-120VAC-1U-SFF-OPT10M6G

PL29466/2027

