



SUMMARY TEST DATA ON PTB-40-0R118-6R5-21-120VAC-1U-SFF-OPT10M6G

Customer: _____
 SO No: _____
 Model No: PTB-40-0R118-6R5-21-120VAC-1U-SFF-OPT10M6G
 Serial No: PL29470/2027

Tested By: E. Kretz
 Temperature: +25°C
 Date: 7/9/2020
 Drawing No: 27637040 Rev: A1

TEST ITEM NO.	PARAMETERS	SPECIFIED VALUE	TEST RESULTS	QA QC
1	Frequency Range:	10 MHz - 6.0 GHz	10 MHz - 6.0 GHz	PMI QA 2
2	Gain:	40 dB Min.	+52.5 dB Min. See Plot	PMI QA 2
3	*Gain Flatness:	±1.5 dB Max. (0.1 to 6.0 GHz) ±3.5 dB Max. (0.01 to 0.1 GHz)	±1.2 dB (0.1 to 6.0 GHz) ±2.8 dB (0.01 to 0.1 GHz) See Plot	
4	Noise Figure:	6.5 dB Typ. (0.1 to 6.0 GHz) 10 dB Typ. (0.01 to 0.1 GHz)	<5.0 dB (0.1 to 6.0 GHz) <15 dB (0.01 to 0.1 GHz) See Typical Characteristics	
5	OP1dB:	+20 dBm Min.	+24.8 dBm Min. See Plot	
6	Attenuation Range:	50 dB Min, 60 dB Typ. (1 dB Steps)	60.9 dB See Plot	
7	AC Power:	120 VAC, 60 Hz	Pass	
8	RS-232 Control: 0 dB to 60 dB Baud Rate: 9600 # of Bits: 8 Stop Bits: 1 No Parity No Flow Control	ATNXX Where <u>XX</u> is desired attenuation value in dB		

*With No Attenuation Selected.

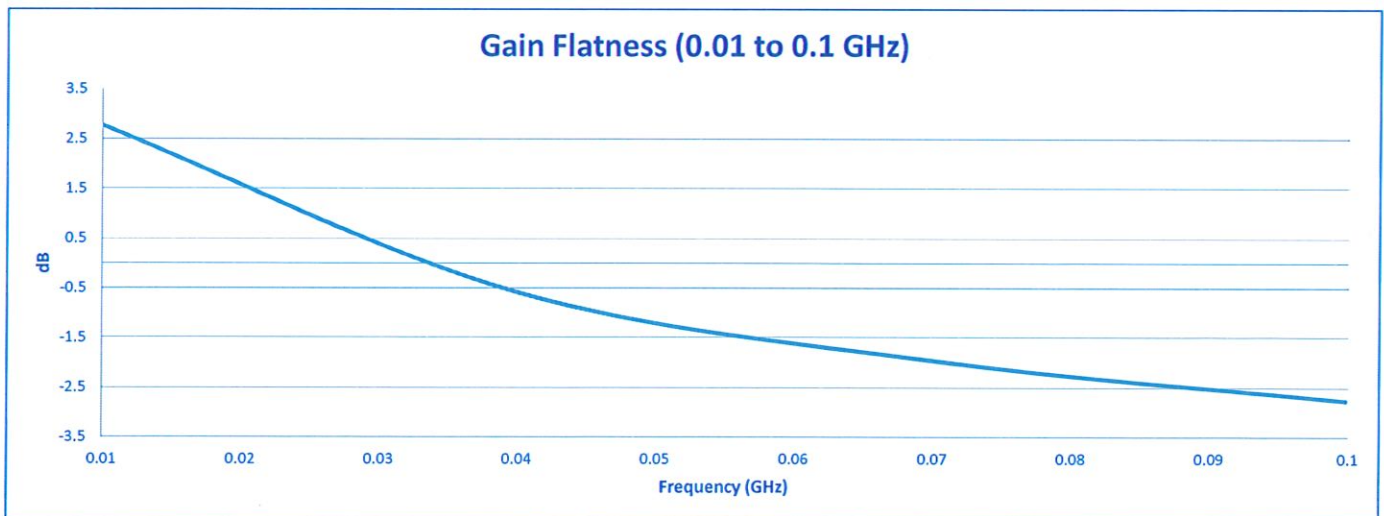
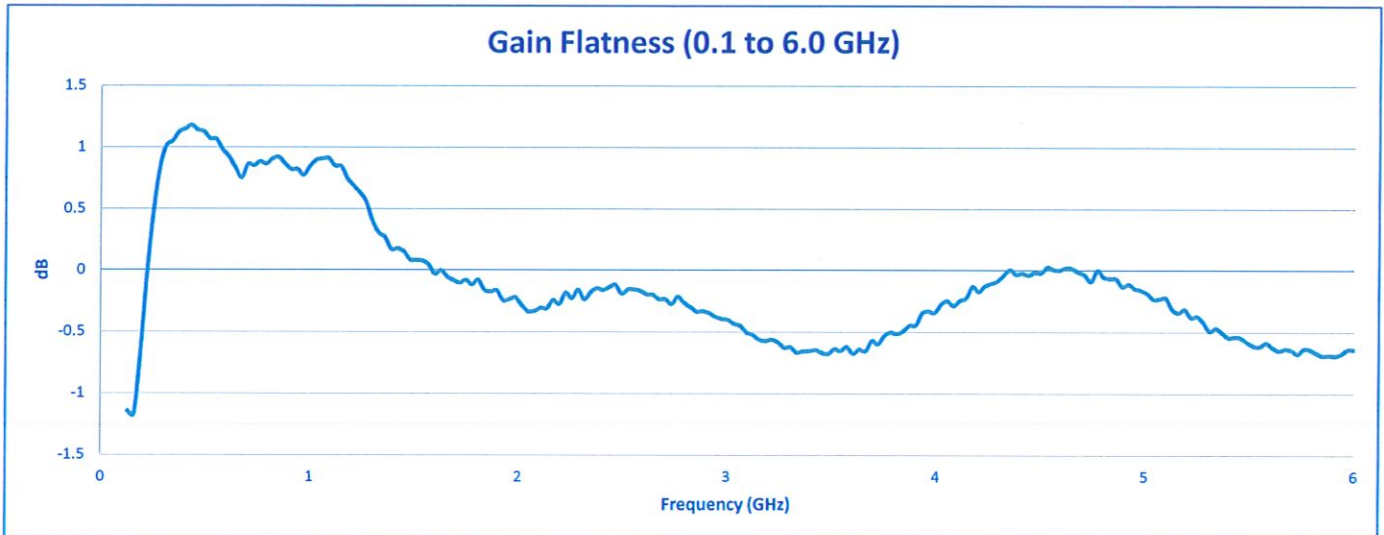
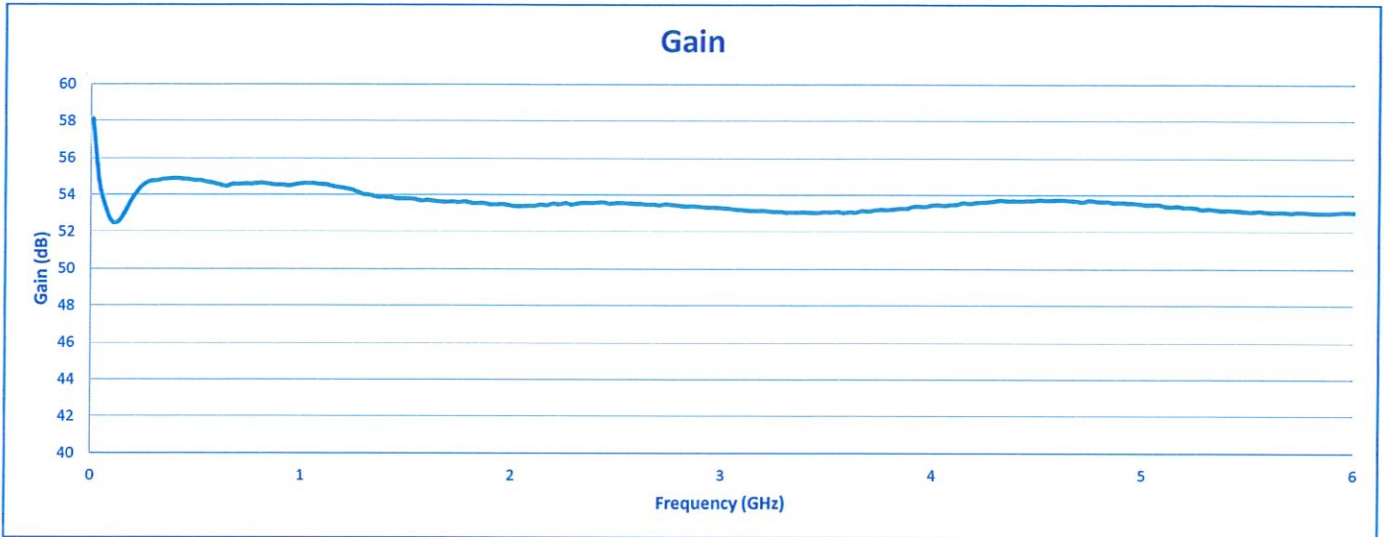
QA/QC Approval:  PMI QA 2

Date: 7.14.2020



**SUMMARY TEST DATA
ON
PTB-40-0R118-6R5-21-120VAC-1U-SFF-OPT10M6G**

PL29470/2027





SUMMARY TEST DATA ON PTB-40-0R118-6R5-21-120VAC-1U-SFF-OPT10M6G

PL29470/2027

