



## SUMMARY TEST DATA ON PTB-40-0R118-6R5-21-120VAC-1U-SFF-OPT10M6G

Customer: \_\_\_\_\_  
 SO No: \_\_\_\_\_  
 Model No: PTB-40-0R118-6R5-21-120VAC-1U-SFF-OPT10M6G  
 Serial No: PL29762/2030

Tested By: E. Marick  
 Temperature: +25°C  
 Date: 7/20/2020  
 Drawing No: 27637040 Rev: A1

TEST ITEM NO.	PARAMETERS	SPECIFIED VALUE	TEST RESULTS	QA QC	
1	Frequency Range:	10 MHz - 6.0 GHz	10 MHz - 6.0 GHz	PMI QA 2	
2	Gain:	40 dB Min.	+54.4 dB Min. See Plot		
3	*Gain Flatness:	±1.5 dB Max. (0.1 to 6.0 GHz) ±3.5 dB Max. (0.01 to 0.1 GHz)	±1.5 dB (0.1 to 6.0 GHz) ±0.4 dB (0.01 to 0.1 GHz) See Plot		
4	Noise Figure:	6.5 dB Typ. (0.1 to 6.0 GHz) 10 dB Typ. (0.01 to 0.1 GHz)	<5.0 dB (0.1 to 6.0 GHz) <15 dB (0.01 to 0.1 GHz) See Typical Characteristics		
5	OP1dB:	+20 dBm Min.	+20 dBm Min. See Typical Characteristics		
6	Attenuation Range:	50 dB Min, 60 dB Typ. (1 dB Steps)	60.3 dB See Plot		
7	AC Power:	120 VAC, 60 Hz	Pass		
8	RS-232 Control: 0 dB to 60 dB Baud Rate: 9600 # of Bits: 8 Stop Bits: 1 No Parity No Flow Control	ATNXX  Where <u>XX</u> is desired attenuation value in dB			PMI QA 2

\*With No Attenuation Selected.

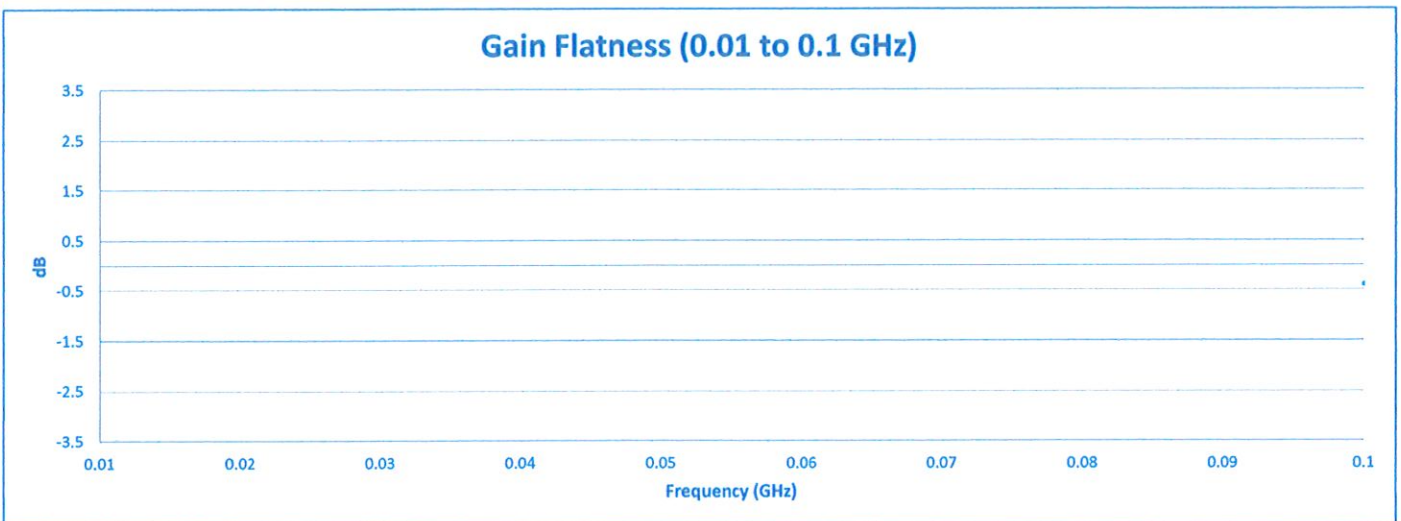
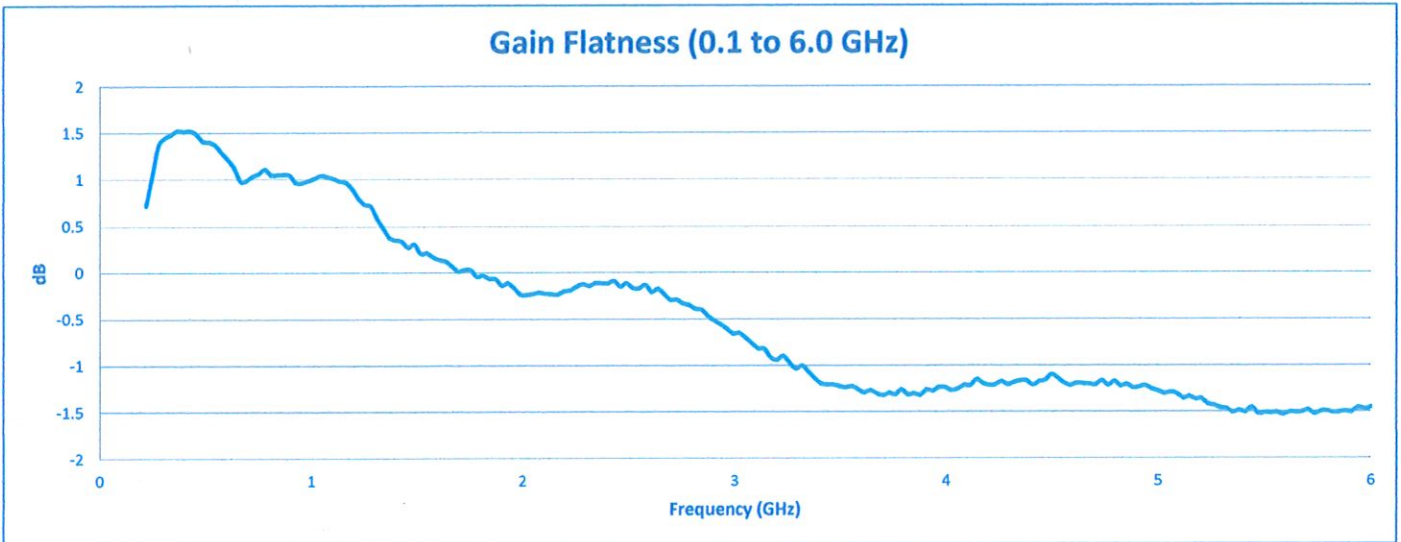
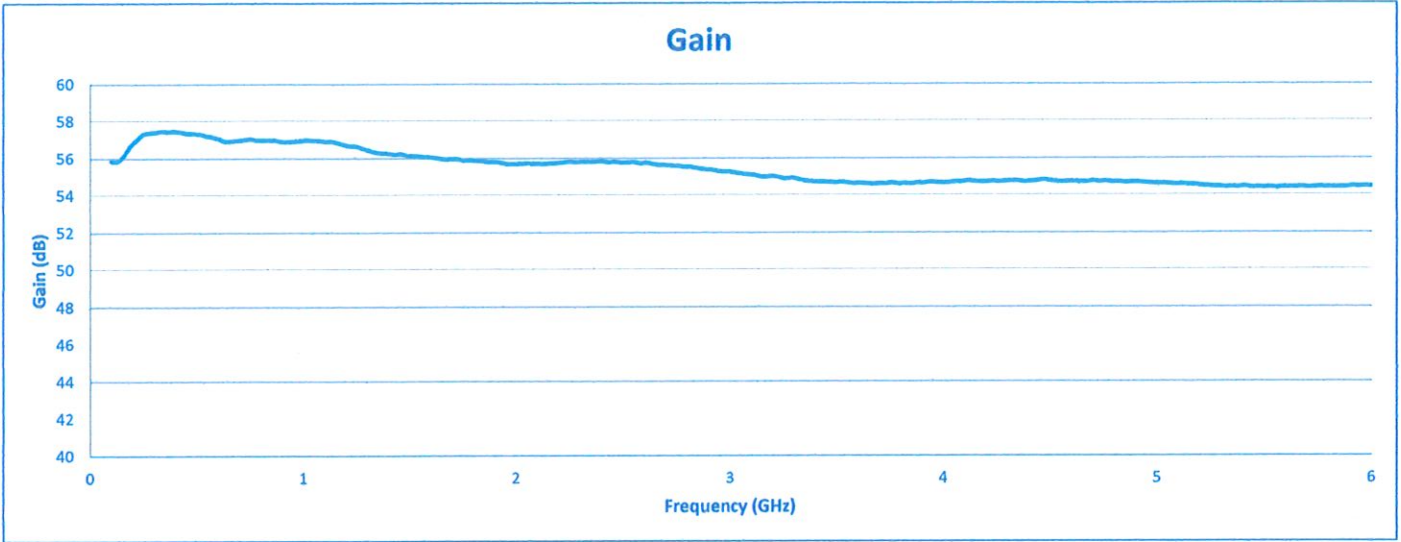
QA/QC Approval:  PMI  
QA 2

Date: 7.27.2020



**SUMMARY TEST DATA**  
**ON**  
**PTB-40-0R118-6R5-21-120VAC-1U-SFF-OPT10M6G**

PL29762/2030





**SUMMARY TEST DATA  
ON  
PTB-40-0R118-6R5-21-120VAC-1U-SFF-OPT10M6G**

PL29762/2030

