



**SUMMARY TEST DATA
ON
TCDRO-16G-CD-1**

PL29815/2031

Customer: _____ Tested By: S. HERATY, G.RADTKE
SO No: _____ Temperature: +25°C
Model No: TCDRO-16G-CD-1 Date: 07/30/20
Serial No: PL29815/2031 Drawing No: 27634780 Rev: A1

TEST. ITEM NO	PARAMETERS	SPECIFIED VALUE	TEST RESULTS	QA QC	
1	Center Frequency:	16 GHz	16.0 GHz See Plot	PMI QA 2	
2	Mechanical Tuning Frequency:	±10 MHz	± 12.5 MHz		
3	Output Power:	18 dBm Min.	+21.66 dBm See Plot		
4	Spurious:	-85 dBc Min.	-89.15 dBc		
5	Harmonics:	-25 dBc Min.	-33.99 dBc See Plot		
6	*Phase Noise:	10 kHz Offset = -80 dBc/Hz 100 kHz Offset = -95 dBc/Hz	10 kHz Offset = -116 dBc/Hz 100 kHz Offset = -121 dBc/Hz		
7	Frequency Drift Temperature Coefficient :	0.8 ppm/°C	See typical characteristics		
9	DC Supply:	+15±0.5 VDC @ 200 mA Max	100 mA @ +15 VDC		PMI QA 2

QA/QC Approval:    Date: 7.31.2020

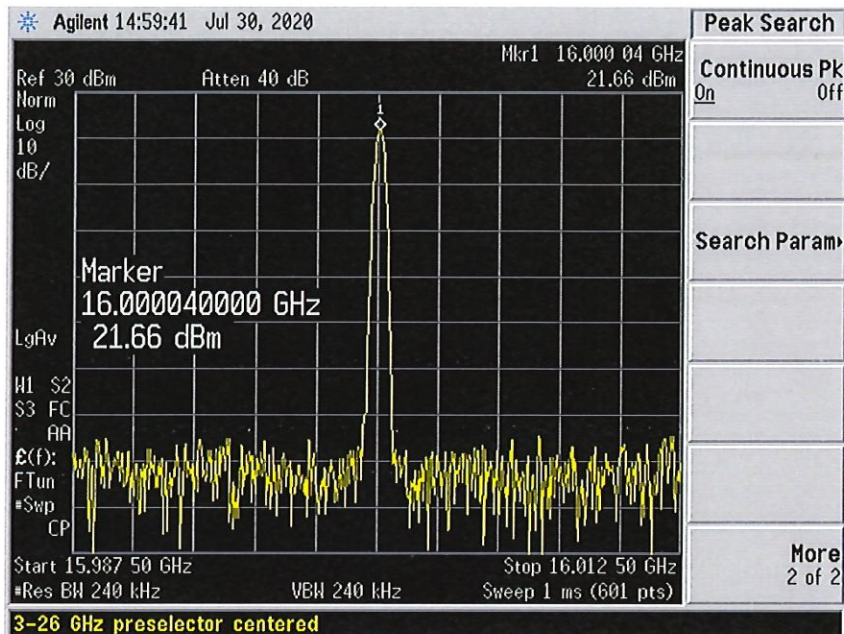
7311-F Grove Road Frederick, MD 21704 USA Phone: (301)662-5019 Fax: (301)662-1731
Email: sales@pmi-rf.com



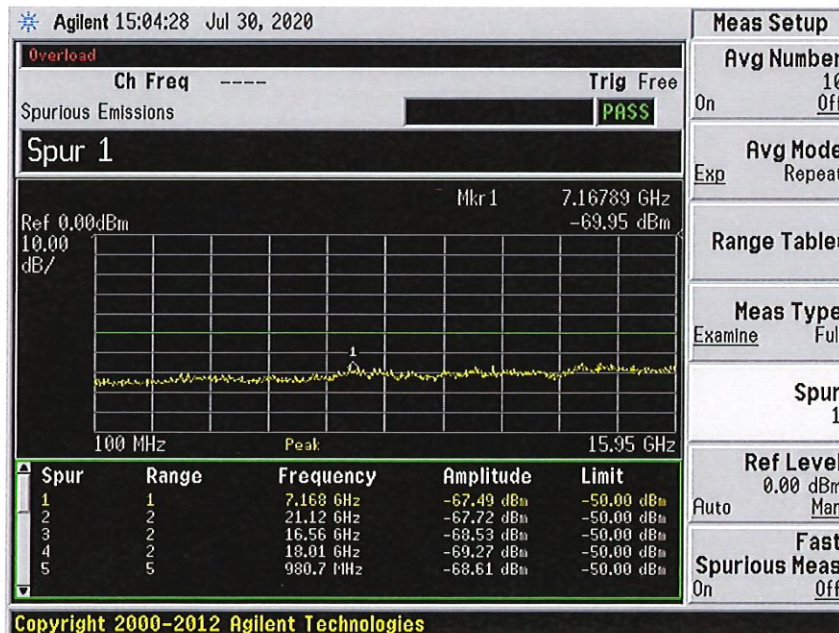
**SUMMARY TEST DATA
ON
TCDRO-16G-CD-1**

PL29815/2031

Carrier



Spurious

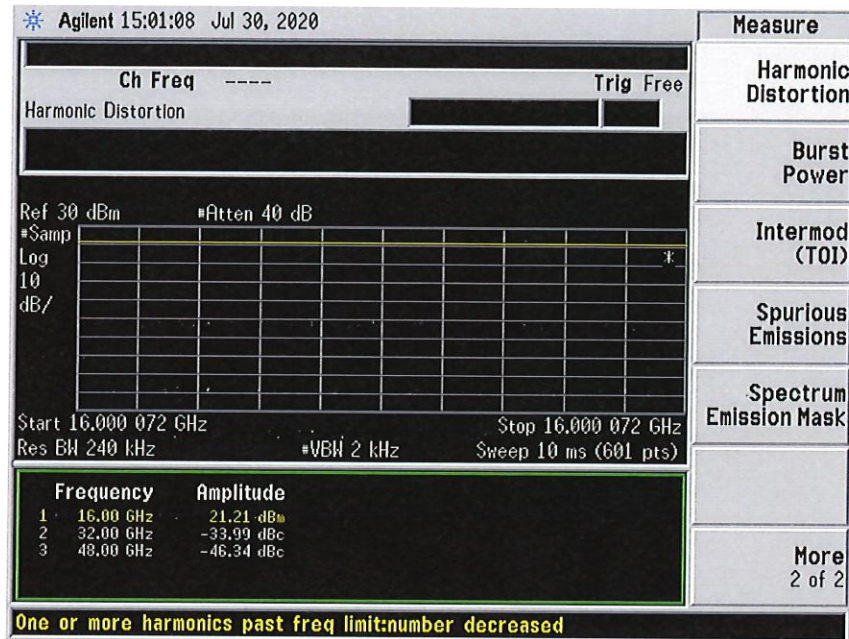




**SUMMARY TEST DATA
ON
TCDRO-16G-CD-1**

PL29815/2031

Harmonics



Phase Noise

