



**SUMMARY TEST DATA
ON
TCDRO-16G-CD-1**

PL29819/2031

Customer: _____ Tested By: S. HERATY, G.RADTKE
SO No: _____ Temperature: +25°C
Model No: TCDRO-16G-CD-1 Date: 07/30/20
Serial No: PL29819/2031 Drawing No: 27634780 Rev: A1

TEST ITEM NO	PARAMETERS	SPECIFIED VALUE	TEST RESULTS	QA QC
1	Center Frequency:	16 GHz	16.0 GHz See Plot	PMI QA 2
2	Mechanical Tuning Frequency:	±10 MHz	± 12.5 MHz	
3	Output Power:	18 dBm Min.	+21.12 dBm See Plot	
4	Spurious:	-85 dBc Min.	-87.89 dBc	
5	Harmonics:	-25 dBc Min.	-34.09 dBc See Plot	
6	*Phase Noise:	10 kHz Offset = -80 dBc/Hz 100 kHz Offset = -95 dBc/Hz	10 kHz Offset = -81.7 dBc/Hz 100 kHz Offset = -107 dBc/Hz	
7	Frequency Drift Temperature Coefficient :	0.8 ppm/°C	See typical characteristics	
9	DC Supply:	+15±0.5 VDC @ 200 mA Max	100 mA @ +15 VDC	PMI QA 2

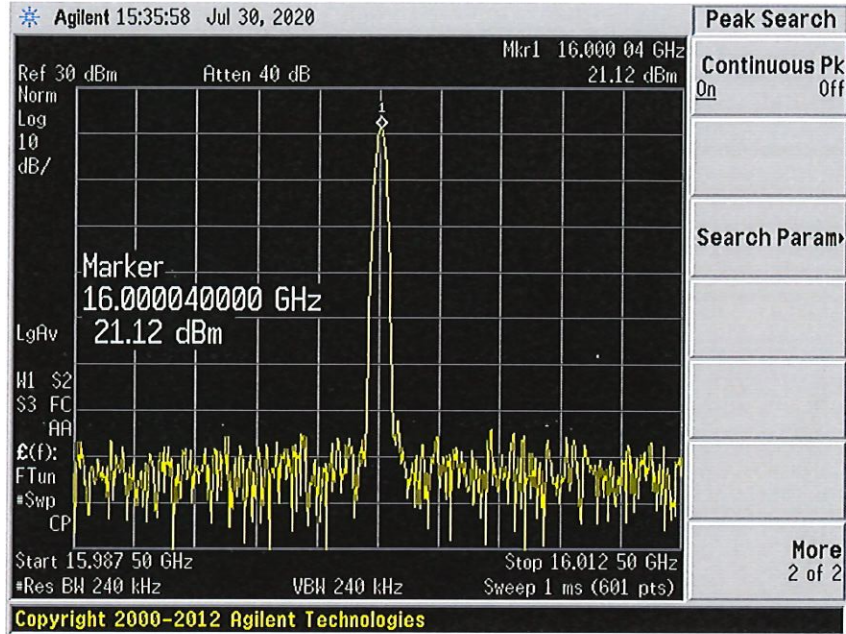
QA/QC Approval:    PMI QA 2 Date: 7.31.2020



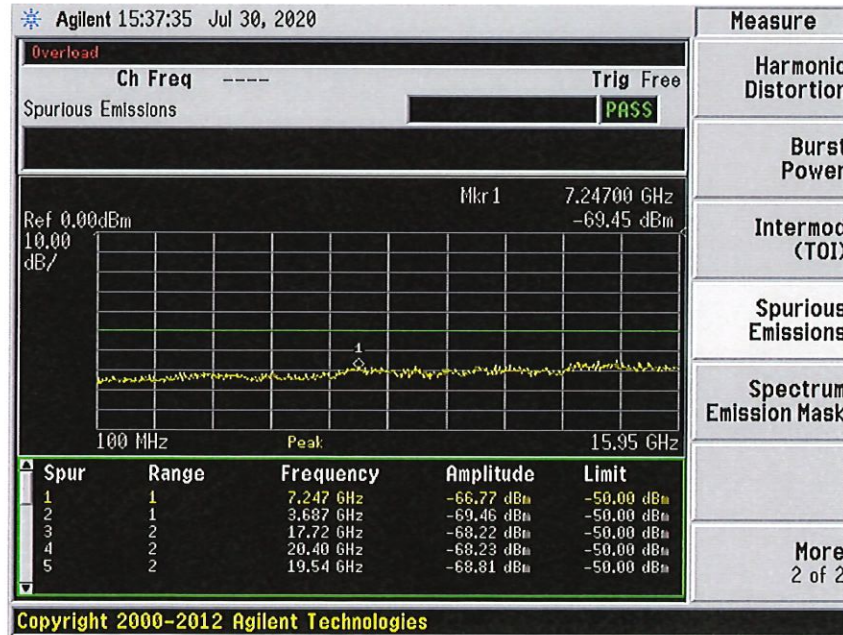
**SUMMARY TEST DATA
ON
TCDRO-16G-CD-1**

PL29819/2031

Carrier



Spurious

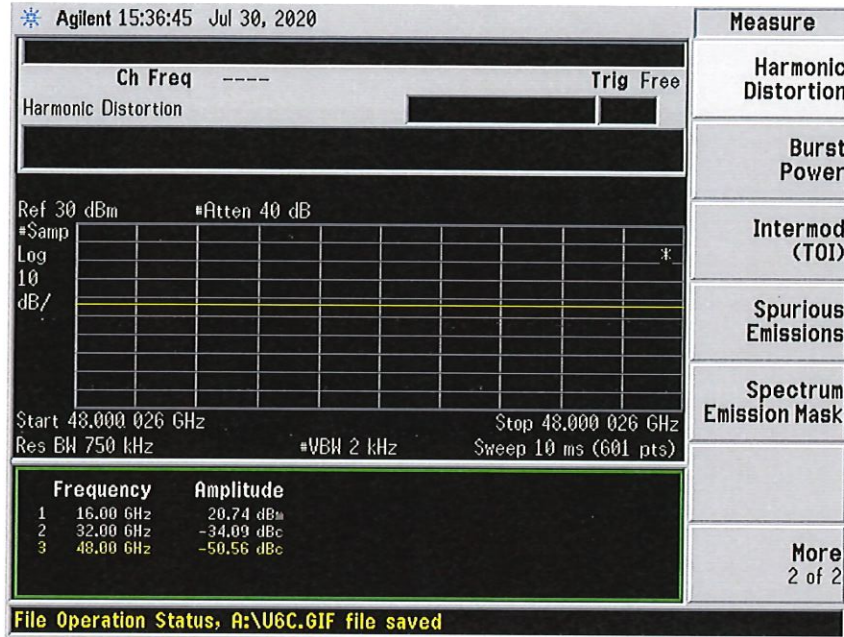




**SUMMARY TEST DATA
ON
TCDRO-16G-CD-1**

PL29819/2031

Harmonics



Phase Noise

