



**SUMMARY TEST DATA  
ON  
TCDRO-12G-CD-1**

PL29830/2031

Customer: _____	Tested By: <u>S. HERATY, G.RADTKE</u>
SO No: _____	Temperature: <u>+25°C</u>
Model No: <u>TCDRO-12G-CD-1</u>	Date: <u>07/30/20</u>
Serial No: <u>PL29830/2031</u>	Drawing No: <u>27634760</u> Rev: <u>A1</u>

TEST. ITEM NO	PARAMETERS	SPECIFIED VALUE	TEST RESULTS	QA QC	
1	Center Frequency:	12 GHz	12.0 GHz See Plot	PMI QA 2	
2	Mechanical Tuning Frequency:	±10 MHz	± 12.5 MHz	↑         ↓	
3	Output Power:	18 dBm Min.	+21.45 dBm See Plot		
4	Spurious:	-85 dBc Min.	-89.2 dBc		
5	Harmonics:	-25 dBc Min.	-43.25 dBc See Plot		
6	*Phase Noise:	10 kHz Offset = -90 dBc/Hz 100 kHz Offset = -95 dBc/Hz	10 kHz Offset = -115 dBc/Hz 100 kHz Offset = -120 dBc/Hz		
7	Frequency Drift Temperature Coefficient :	0.8 ppm/°C	See typical characteristics		
9	DC Supply:	+15±0.5 VDC @ 200 mA Max	90 mA @ +15 VDC		PMI QA 2

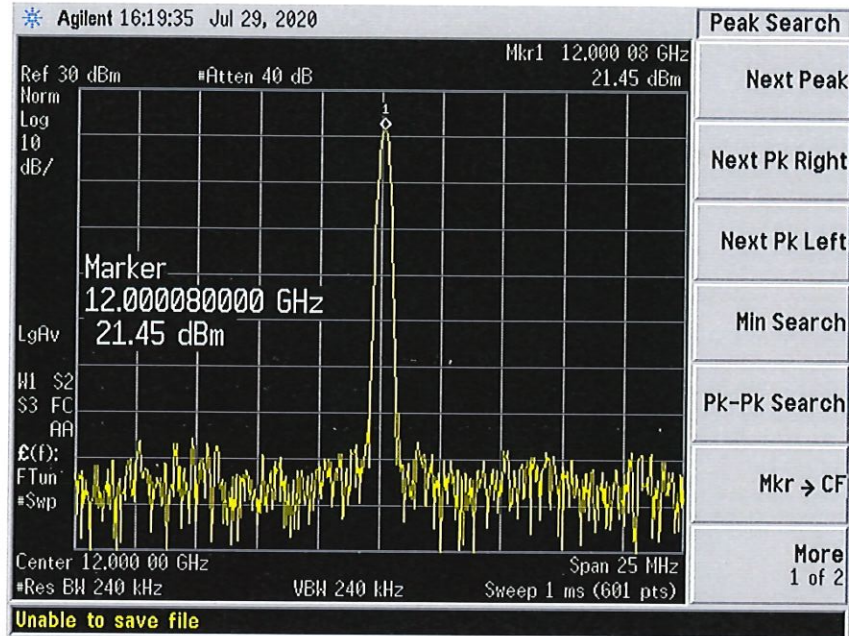
QA/QC Approval:  PMI QA 2  Date: 7.31.2020



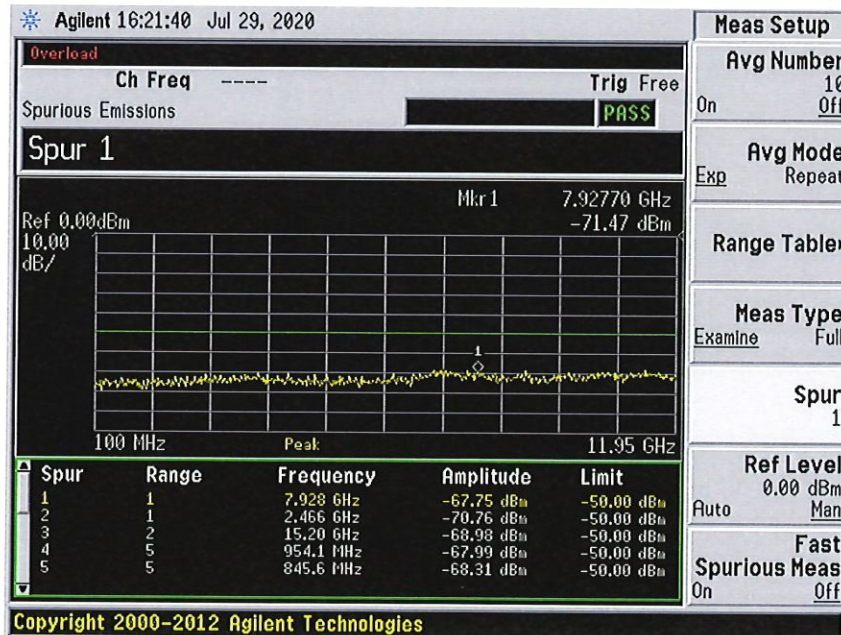
**SUMMARY TEST DATA  
ON  
TCDRO-12G-CD-1**

PL29830/2031

Carrier



Spurious



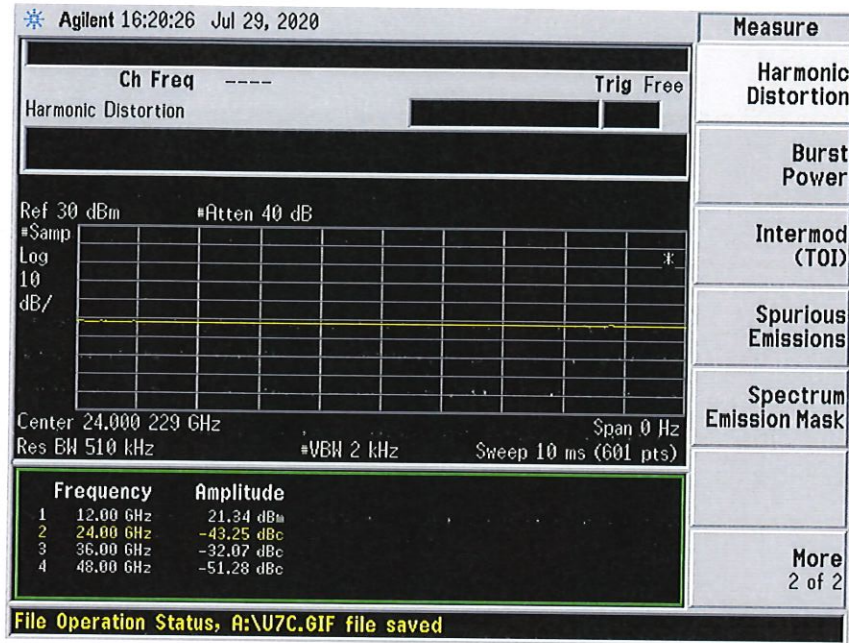




**SUMMARY TEST DATA  
ON  
TCDRO-12G-CD-1**

PL29830/2031

Harmonics



Phase Noise

