





**SUMMARY TEST DATA ON AMPLIFIER**

**Customer :**  
**Job No :**  
**Model No :** PE2-15-218-7R0-25-12-SFF  
**Serial No :** PL2983

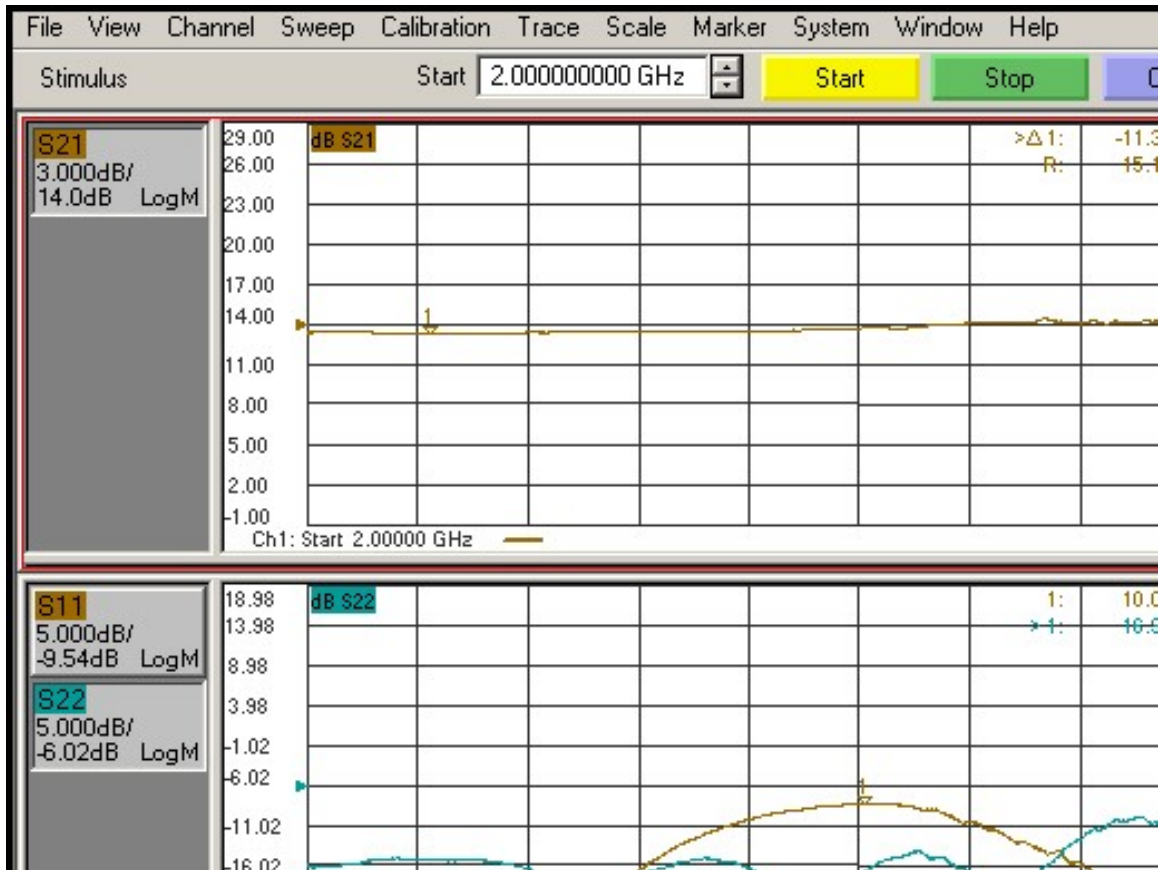
**Tested By :** Kevin Mason  
**Temperature :** +25°C  
**Date :** 12/14/06

TEST ITEM NO.	PARAMETERS	SPECIFIED VALUE	MEASURED VALUE	REMARKS QA/QC
1	Frequency Range:	2.0-18.0 GHz	Pass	
2	Gain:	+14dB Typ.	Pass (See Plot)	
3	Gain Flatness:	±1.5dB Max.	±0.69dB	
4	VSWR:	Input : 2.0:1 Output: 3.0:1 (Typ.)	Pass (See Plots)	
5	Noise Figure:	7.5dB Max.	Pass (See NF Plot)	
6	OP1dB:	+25dBm Min.	≥ +25dBm	
7	OIP3:	+35dBm Typ.	Pass	
8	DC Supply:	425mA@ +12VDC Max.	397mA	

**Production Manager Approval:**  **Date:** 12/14/06

**QA/QC Approval:**  **Date:** 12/14/06

### Swept S-Parameter Plot



### Noise Figure Plot

