





SUMMARY TEST DATA ON AMPLIFIER

Customer :
 Job No :
 Model No : PE2-15-218-7R0-25-12-SFF
 Serial No : PL2992

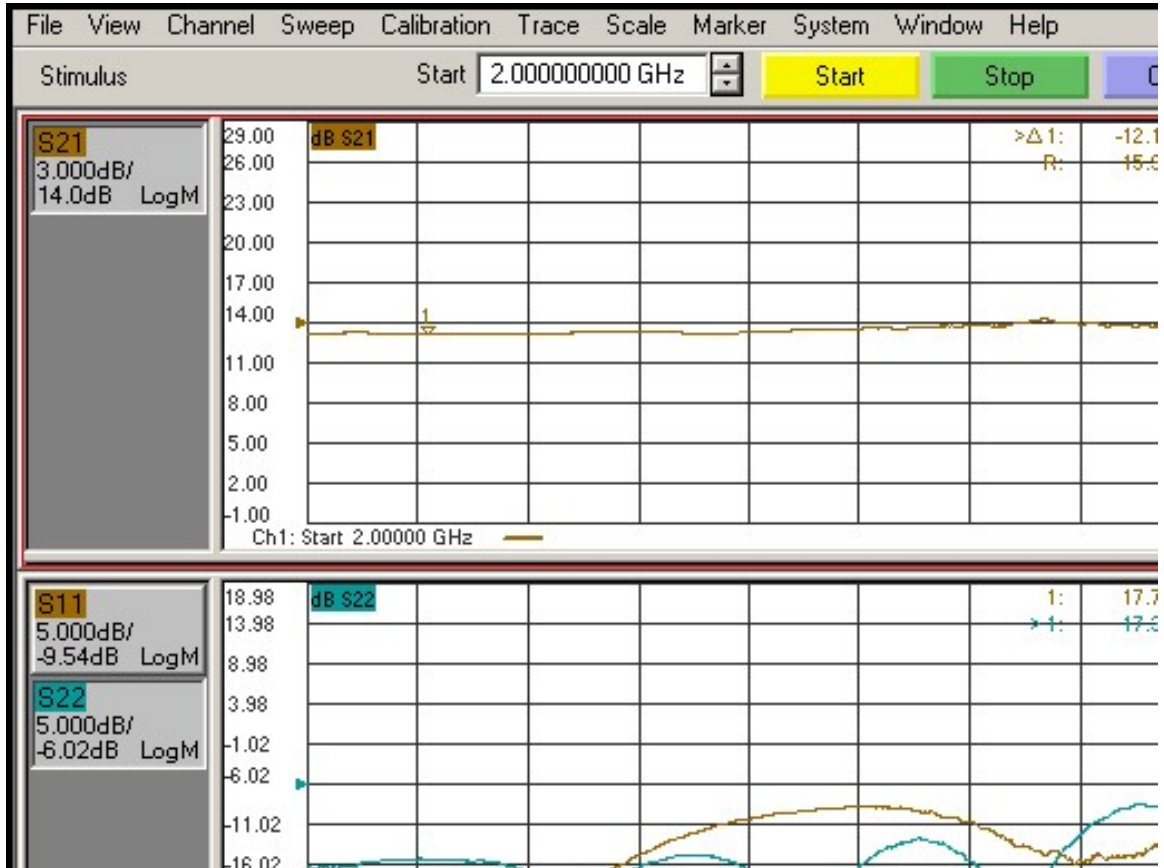
Tested By : Kevin Mason
 Temperature : +25°C
 Date : 12/14/06

TEST ITEM NO.	PARAMETERS	SPECIFIED VALUE	MEASURED VALUE	REMARKS QA/QC
1	Frequency Range:	2.0-18.0 GHz	Pass	
2	Gain:	+14dB Typ.	Pass (See Plot)	
3	Gain Flatness:	±1.5dB Max.	±0.59dB	
4	VSWR:	Input : 2.0:1 Output: 3.0:1 (Typ.)	Pass (See Plots)	
5	Noise Figure:	7.5dB Max.	Pass (See NF Plot)	
6	OP1dB:	+25dBm Min.	≥ +25dBm	
7	OIP3:	+35dBm Typ.	Pass	
8	DC Supply:	425mA@ +12VDC Max.	409mA	

Production Manager Approval:  Date: 12/14/06

QA/QC Approval:  Date: 12/14/06

Swept S-Parameter Plot



Noise Figure Plot

