





**SUMMARY TEST DATA
ON AMPLIFIER**

Customer :
 Job No :
 Model No : PE2-30/33-3R58R5-1R8-10-8-SFF-PGS
 Serial No : PL3038

Tested By : Kevin Mason
 Temperature : +25°C
 Date : 12/15/06

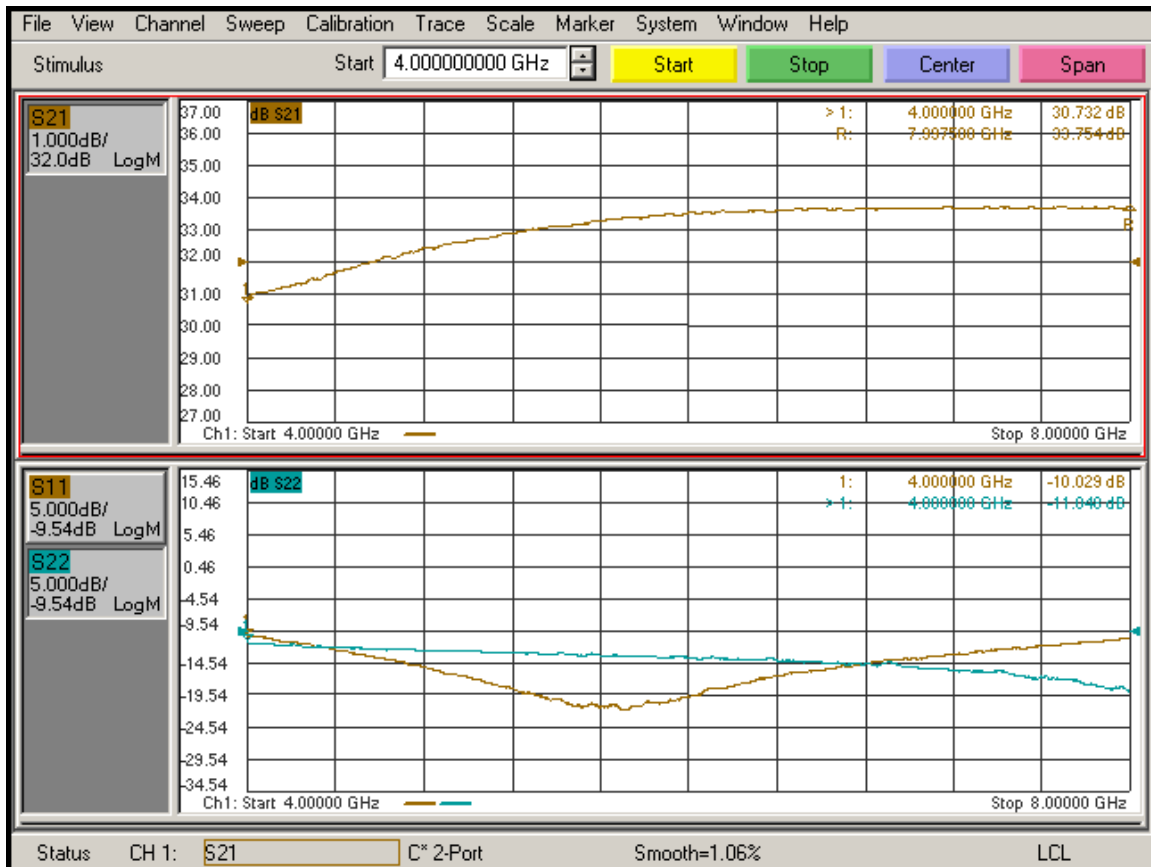
TEST ITEM NO.	PARAMETERS	SPECIFIED VALUE	MEASURED VALUE	REMARKS QA/QC
1	Frequency Range:	4.0 – 8.0 GHz	Pass (See Plot)	
2	Gain:	+30dB typ @ 4.0GHz +34dB typ. @ 8.0GHz	Pass (See Plot)	
3	Noise Figure:	1.85dB Max.	Pass (See Plot)	
4	Pout @ 1dB Compression:	+10dBm Min.	≥ +10 dBm	
5	VSWR In/Out:	2.0:1 Max.	Pass (See Plot)	
6	DC Supply:	200mA @ +8VDC Max.	193mA	

Production Manager Approval:  Date: 12/15/06

QA/QC Approval:  Date: 12/15/06

5715 Industry Lane, Unit 11, Frederick, MD 21704 USA Phone: (301)662-5019 Fax: (301)662-1731
 email: sales@planarelec.com

VNA Plot



Noise Figure Plot

