



**SUMMARY TEST DATA  
ON  
PE2-19-6G18G-1R6-16-12-SFF**

PL30479/2044

Customer: \_\_\_\_\_ Tested By: Glen Guillot  
SO No: \_\_\_\_\_ Temperature: +25°C  
Model No: PE2-19-6G18G-1R6-16-12-SFF Date: 10/27/2020  
Serial No: PL30479/2044 Drawing No: 27631820 Rev: A1

TEST. ITEM NO	PARAMETERS	SPECIFIED VALUE	TEST RESULTS	QA QC
1	Frequency Range:	6.0 to 18.0 GHZ	6.0 to 18.0 GHZ See Plot	PMI QA3
2	Gain:	19 dB Typ.	17.5 dB See Plot	↓
3	Noise Figure:	2.0dB Typ. 2.5dB Max.	2.20 dB Max.	
4	VSWR (S11) Input	2.0:1 Max.	1.97:1	
5	VSWR (S22) Output	2.0:1 Max.	1.89:1	
6	OP1dB:	13 dBm Min.	13.6 dBm Min. See Plot	
7	Third Order Intercept (IP3)	23 dBm Min.	23.9 dBm See Plot	
8	DC Supply Current	+12 TO +15 VDC @ 100 mA Max	90 mA	

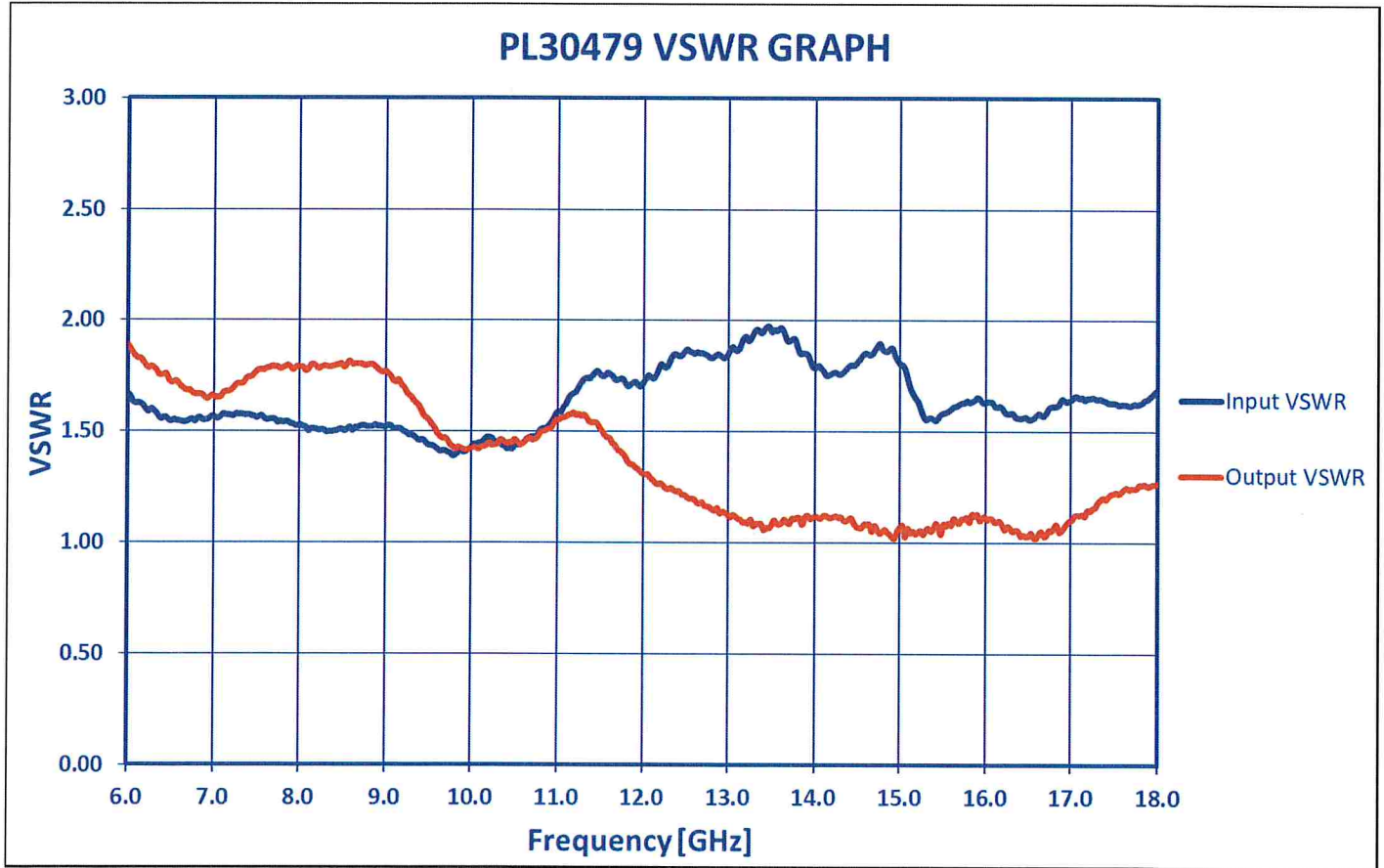
QA/QC Approval: azimmerman Date: 10-28-2020



**SUMMARY TEST DATA  
ON  
PE2-19-6G18G-1R6-16-12-SFF**

PL30479/2044

**INPUT / OUTPUT VSWR (S11 & S22)**

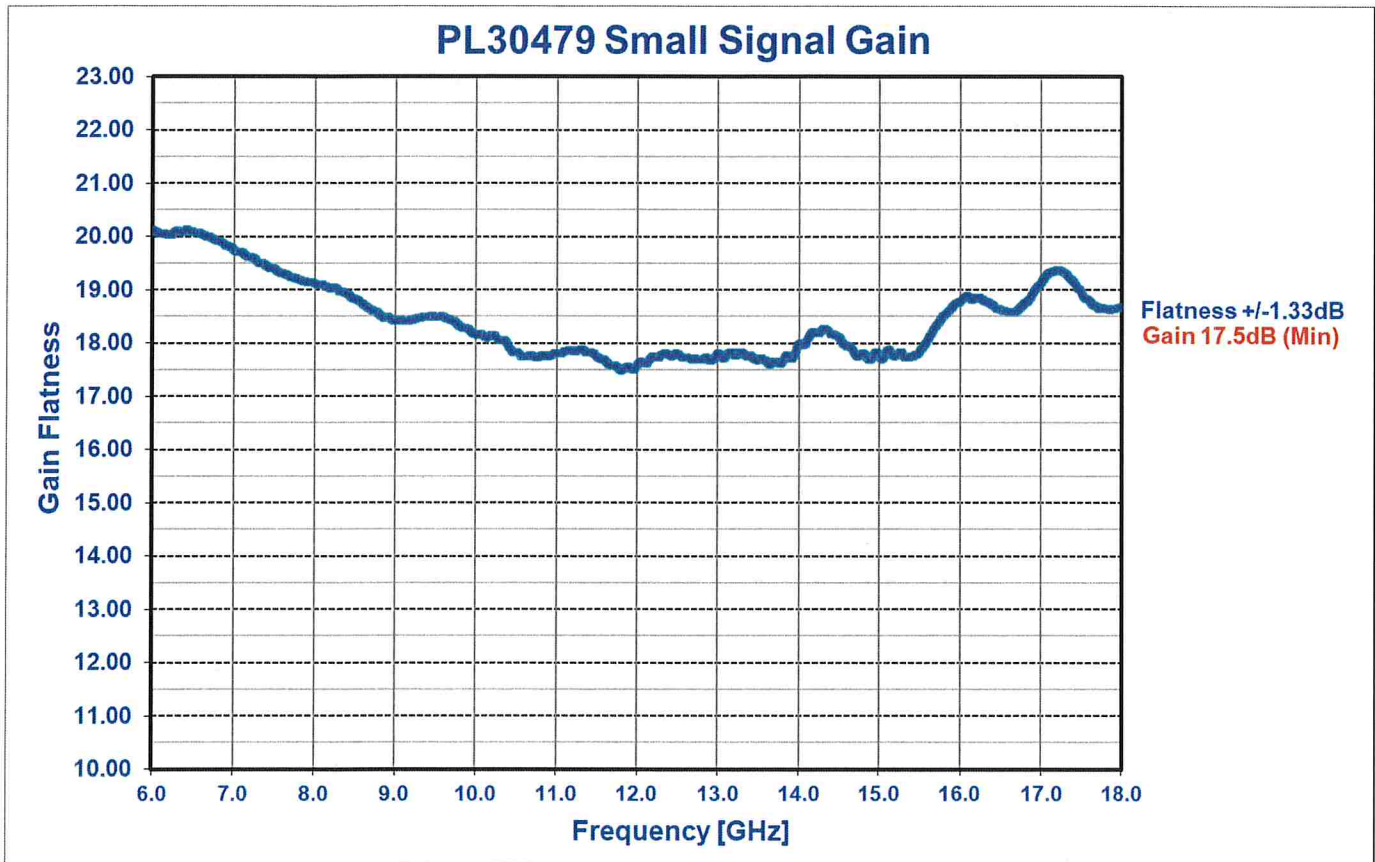




**SUMMARY TEST DATA  
ON  
PE2-19-6G18G-1R6-16-12-SFF**

PL30479/2044

**SMALL SIGNAL GAIN**





**SUMMARY TEST DATA  
ON  
PE2-19-6G18G-1R6-16-12-SFF**

PL30479/2044

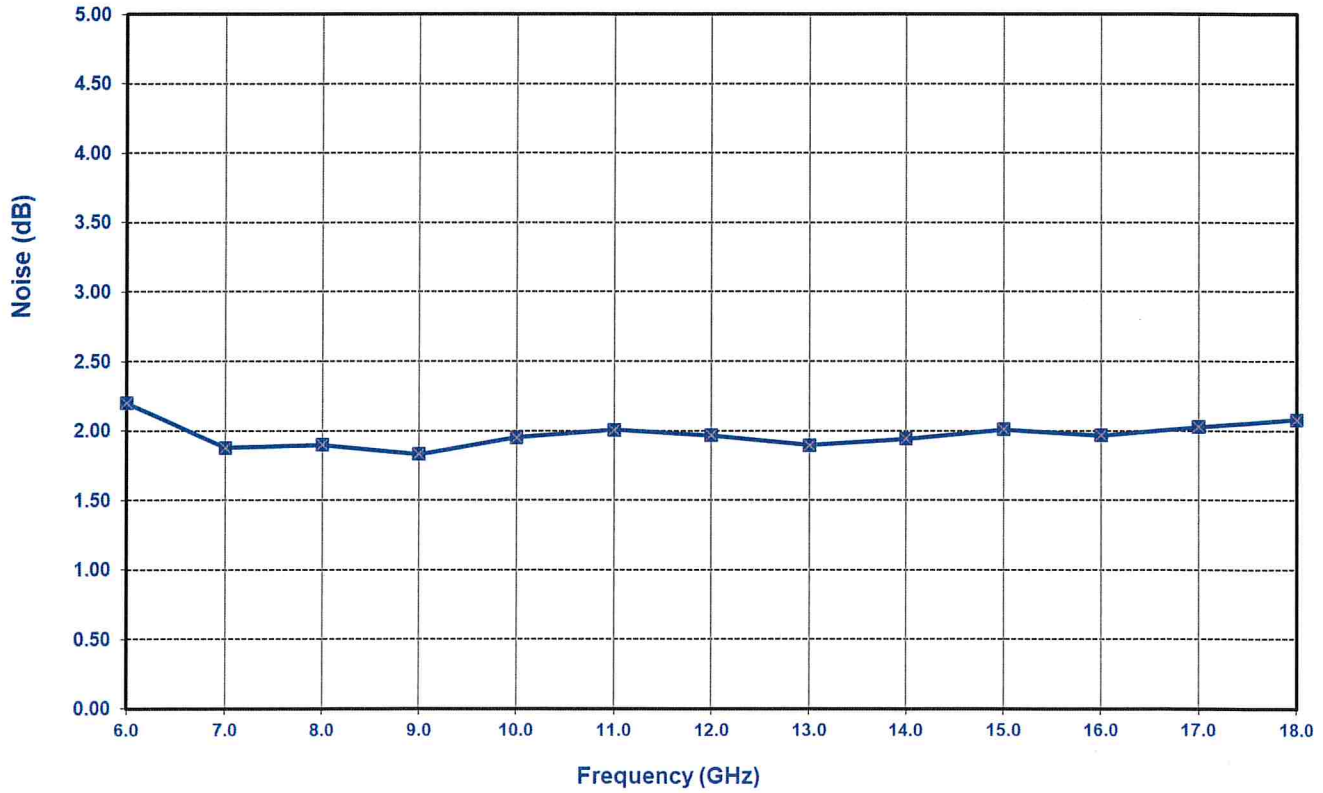
**NOISE FIGURE**

S/N: PL30479

**Noise Figure**

Max Noise 2.2 dB At Freq. : 6 GHz

Min Noise 1.83 dB



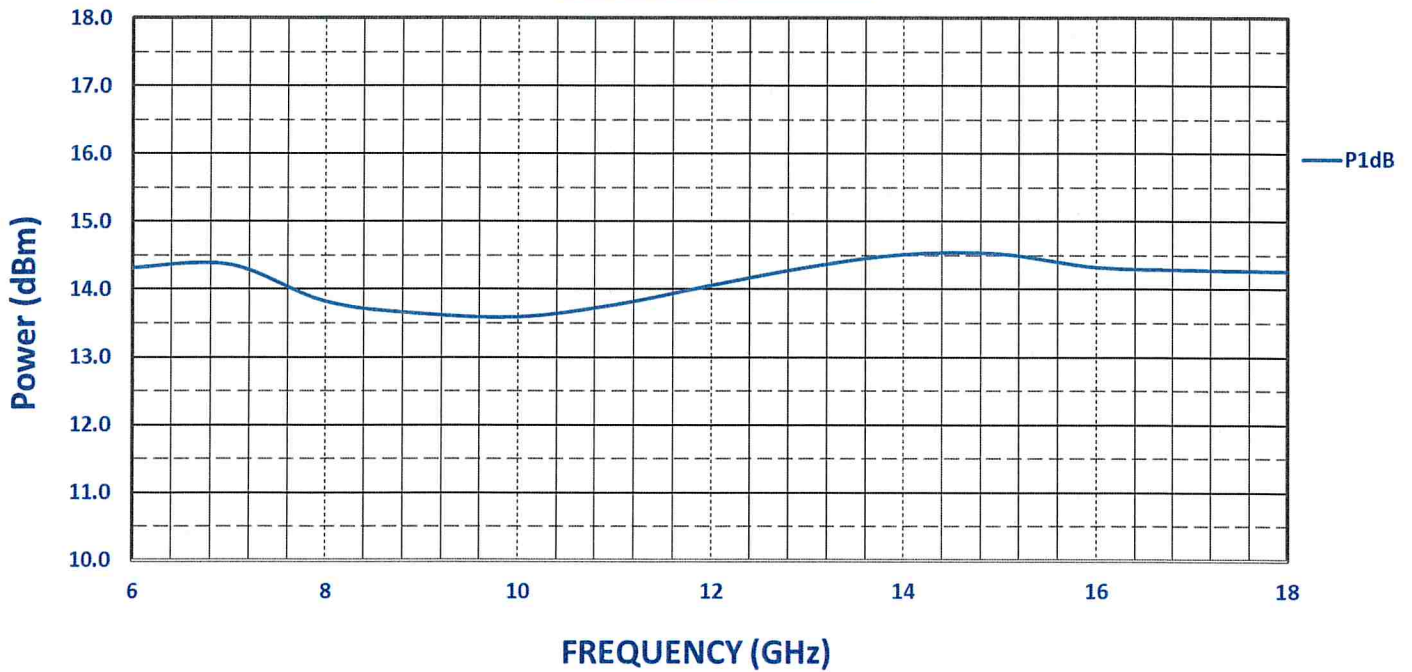


**SUMMARY TEST DATA  
ON  
PE2-19-6G18G-1R6-16-12-SFF**

PL30479/2044

**1 dB COMPRESSION (P-1dB)**

**P1dB Vs Frequency**

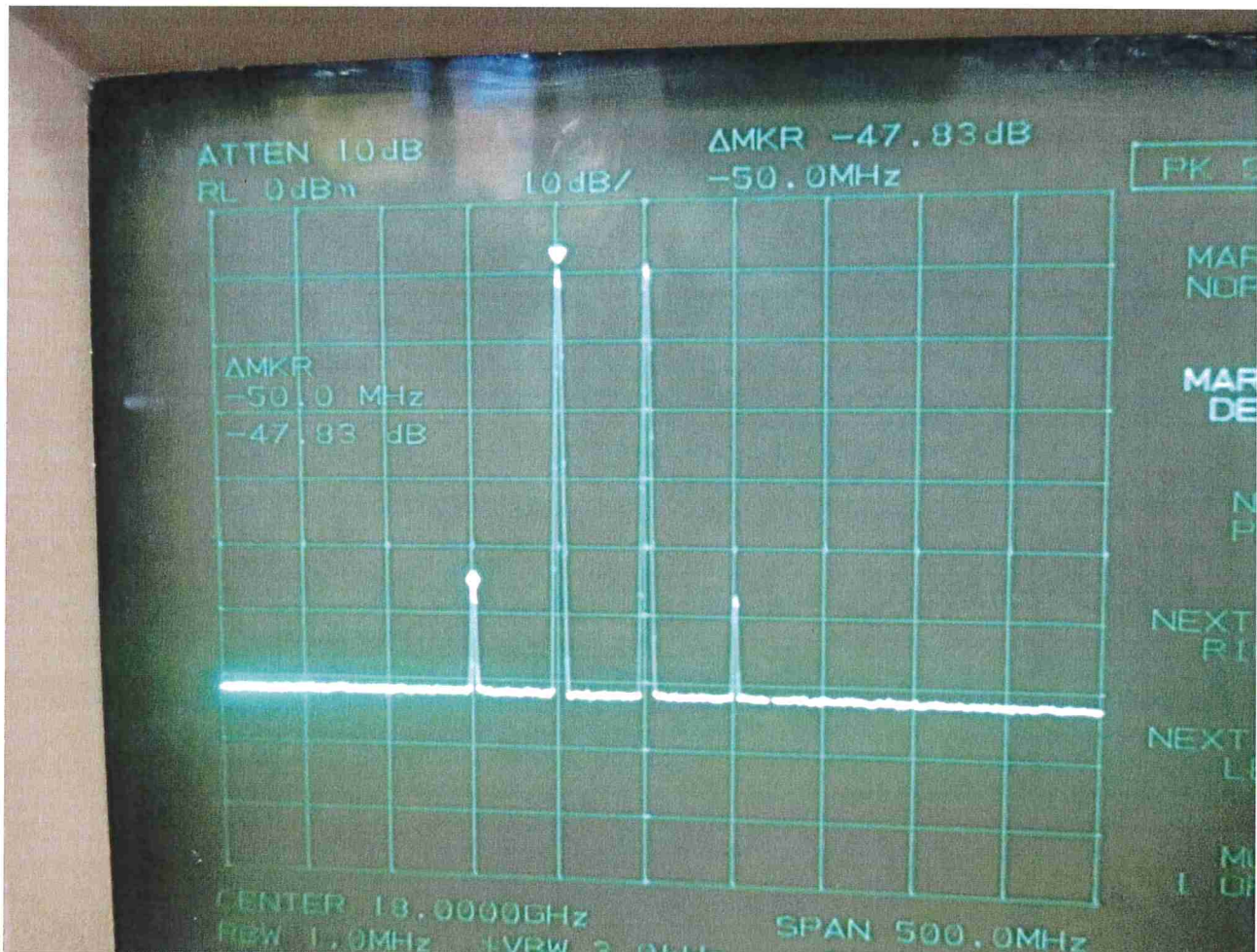




**SUMMARY TEST DATA  
ON  
PE2-19-6G18G-1R6-16-12-SFF**

PL30479/2044

**IP3**



**(23.9 dBm)**