



SUMMARY TEST DATA ON BPM-2G18G-180-SFF-MB

Customer: _____
 Job No: _____
 Model No: BPM-2G18G-180-SFF-MB
 Serial No: PL30497/2042

Tested By: A. Lopez
 Date: Wednesday, February 10, 2021
 Temp: 25°C
 Drawing No: 27631760 Rev: A1

TEST ITEM NO.	PARAMETERS	SPECIFIED VALUE	TEST RESULTS	QA QC	
1	Frequency Range:	2.0 to 18.0 GHz	2.0 to 18.0 GHz	PMI QA 2	
2	Insertion Loss:	5.5 dB Max.	4.3 dB See Plot		
3	VSWR:	2.0:1 Max. 1.5:1 Goal.	1.82:1 See Plot		
5	Speed:	100 ns Max On/Off	See Typical Charaterisitcs		
6	Phase Shift	±30°	+ 19.83 ° - 10.8 °		
7	Amplitude Balance:	±2.0 dB	+ 1.98 dB + 0.38 dB		
8	Phase Shift Control Input	TTL "0" = 0° TTL "1" = 180°	PASS		
9	DC Supply:	+5 VDC @ 70 mA Max. -12 VDC @ 30 mA Max.	+5 VDC @ 40 mA -12VDC @ 7 mA		PMI QA 2

QA/QC Approval:  PMI QA 2

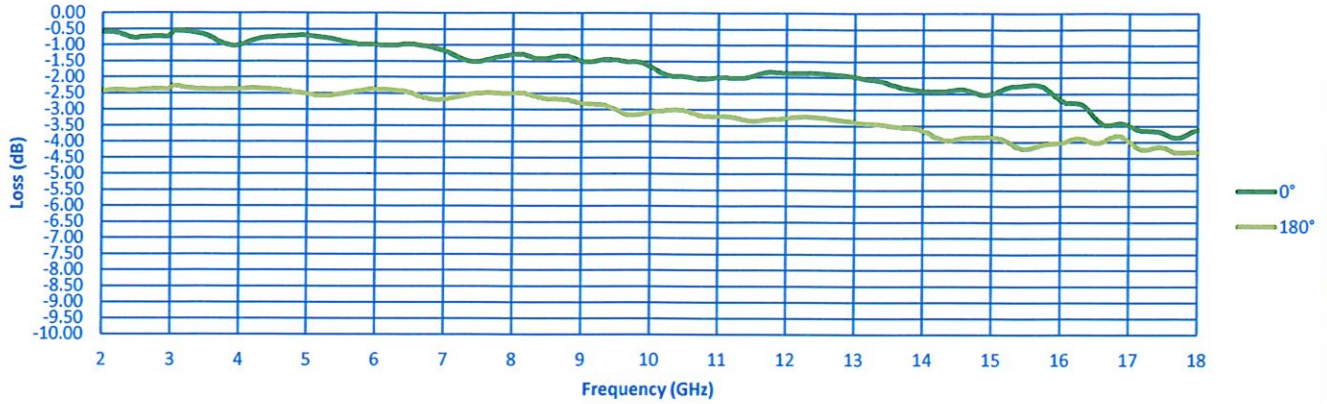
Date: 2/10/21



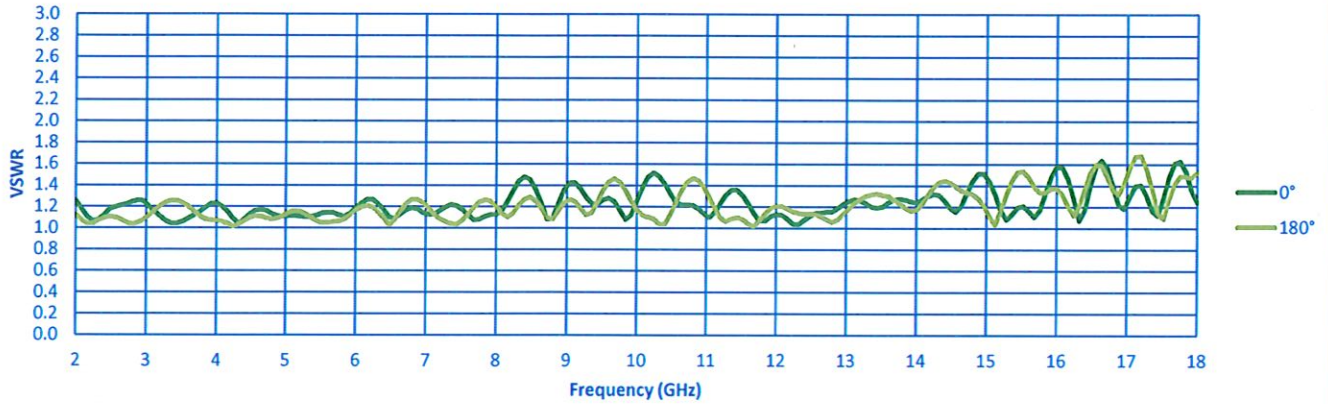
SUMMARY TEST DATA ON BPM-2G18G-180-SFF-MB

PL30497/2042

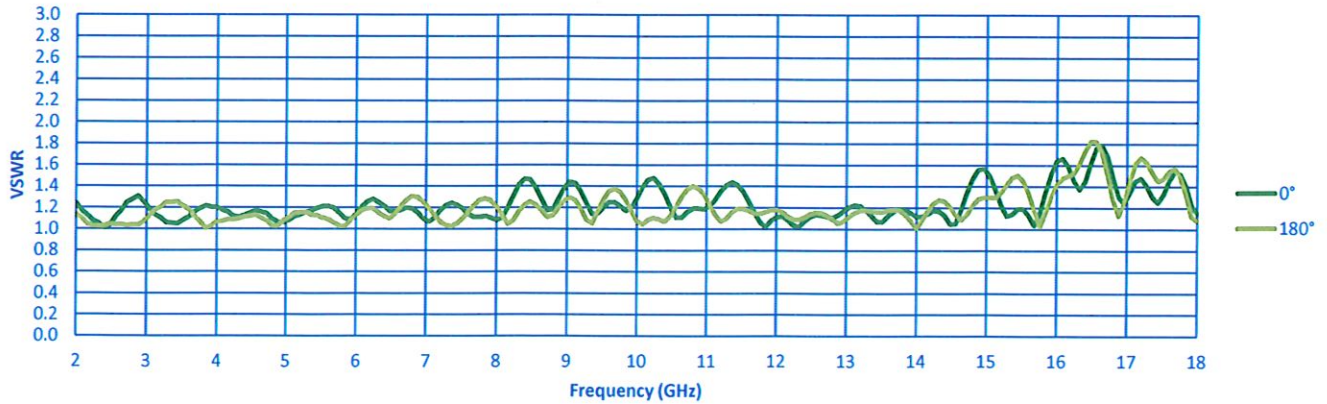
Insertion Loss at Phase Settings



VSWR (Input)



VSWR (Output)

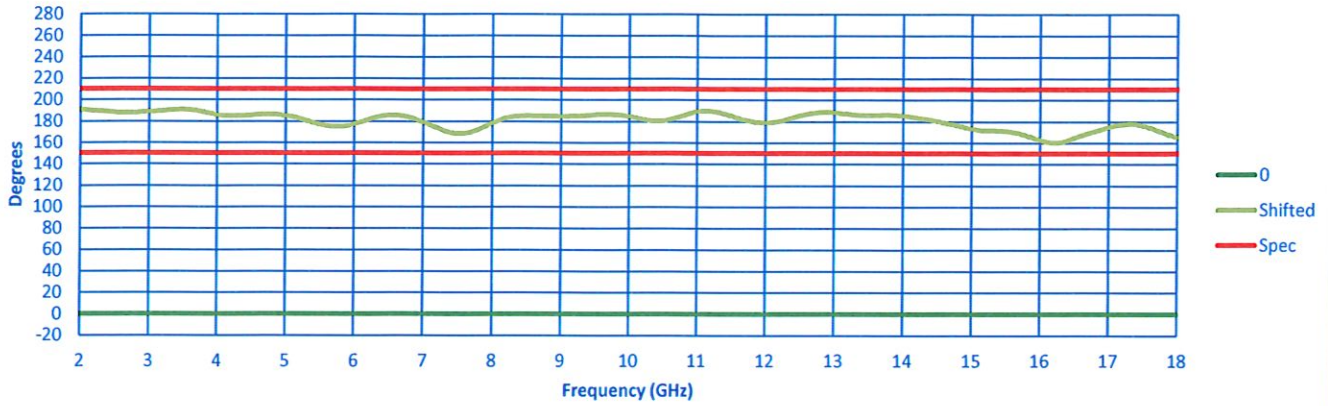




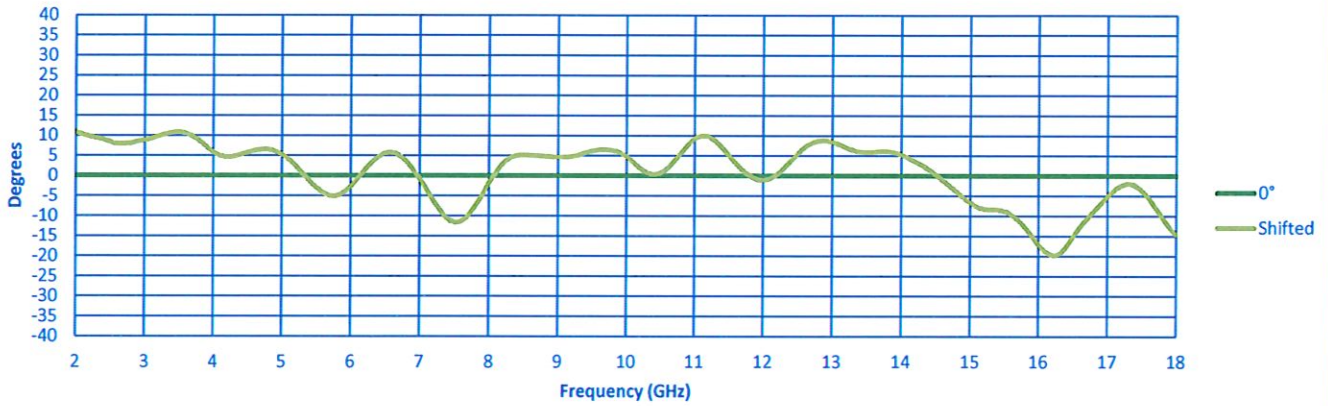
SUMMARY TEST DATA ON BPM-2G18G-180-SFF-MB

PL30497/2042

PHASE SHIFT FROM NORMALIZED 0° STATE



PHASE SHIFT DELTA FROM TARGET 180°



AMPLITUDE BALANCE FROM NORMALIZED 0° STATE

