



**SUMMARY TEST DATA
ON
LM-0518-10-1W-SHS-1-F**

Customer: _____
SO No: _____
Model No: LM-0518-10-1W-SHS-1-F
Serial No: PL30825/2051

Tested By: John R
Temperature: +25°C
Date: 12/3/2020
Drawing No: 27610986 REV: A1

TEST ITEM NO.	PARAMETERS	SPECIFIED VALUE	Test Results	QA QC
1	Frequency Range:	0.5 GHz to 18 GHz	0.5 GHz to 18 GHz	PMI QA 2
2	Insertion Loss: @ -20 dBm Input	2.0 dB Max. 1.5 dB Typ.	1.65 dB See Plot	
3	VSWR: @ -20 dBm Input	2.0:1 Max. 1.5:1 Typ.	1.8:1 See Plot	
4	Leakage: @ 1 Watt CW Input	+14 dBm Max. +10 dBm Typ.	+13 dBm See Typical Characteristics	
5	Speed:	10 ns	<10 ns See Typical Characteristics	
6	Input Power:	1 Watt CW, 100 Watts Peak, 1 μ s Pulse, 0.1% Duty Cycle, Derated to 20% @ 125°C	Pass See Typical Characteristics	
7	Limiting Threshold:	+10 dBm Typ.	1.7 dBm See Plot	

QA/QC Approval:

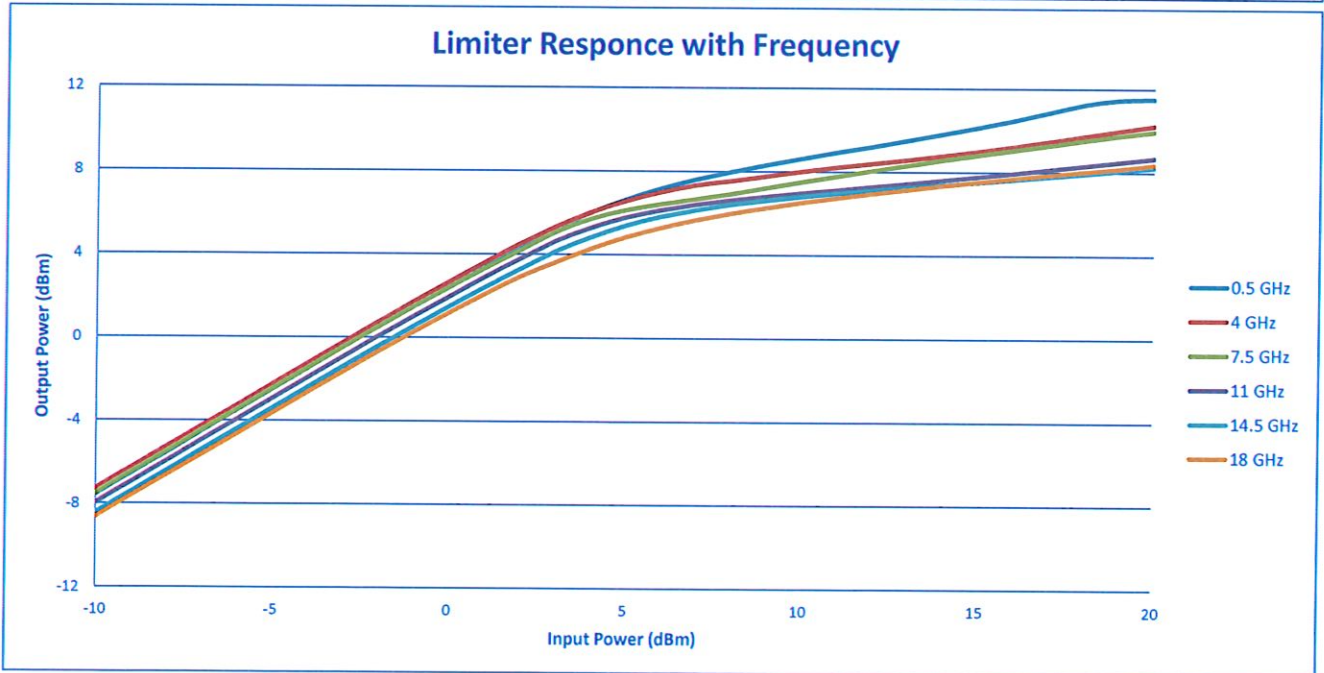
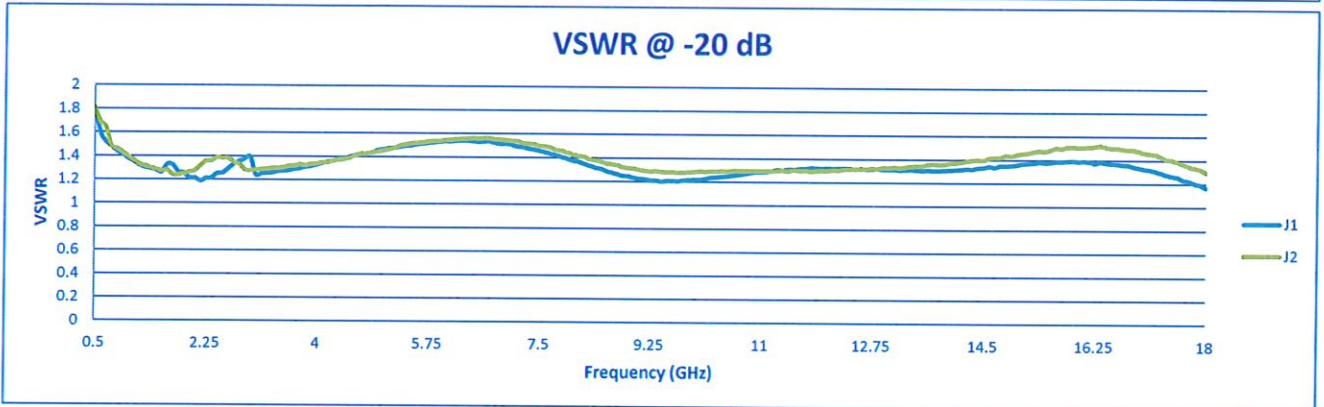
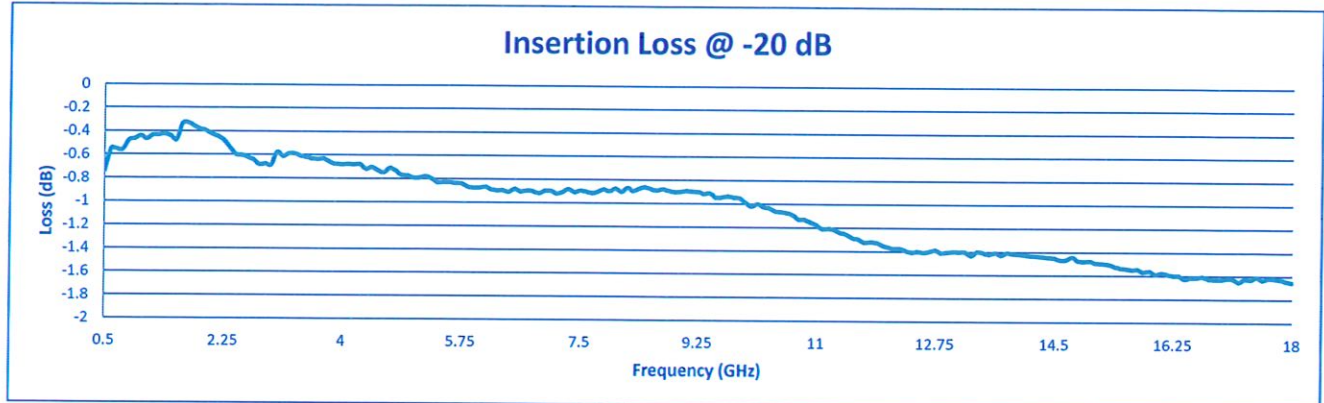
PMI
QA 2

Date:

12.4.2020

SUMMARY TEST DATA ON LM-0518-10-1W-SHS-1-F

PL30825/2051



7311-F Grove Road Frederick, MD 21704 USA Phone: (301)662-5019 Fax: (301)662-1731
Email: sales@pmi-rf.com