



**SUMMARY TEST DATA
ON
P4T-0R1G20G-100-T-SFF-RoHS**

PL31018/2052

Customer: _____ Tested By: G. Radtke
SO No: _____ Temperature: +25°C
Model No: P4T-0R1G20G-100-T-SFF-RoHS Date: 12/21/2020
Serial No: PL31018/2052 Drawing No: 27639820 Rev: A1

TEST. ITEM NO	PARAMETERS	SPECIFIED VALUE	TEST RESULTS	QA QC	
1	Frequency Range:	0.1 GHz – 20.0 GHz	0.1 GHz – 20.0 GHz	PMI QA 2	
2	Insertion Loss:	5.0dB Max	4.9dB		
3	Isolation:	110dB Min	110.3dB See Plots		
4	VSWR: (ON/OFF)	2.0:1 Max.	1.9:1 See Plots		
5	Switching Speed:	300 ns (10% - 90% RF)	<40ns See Typical Characteristics		
6	Control Logic:	TTL Logic "0" = ON, "1" = OFF	PASS		
7	Survival Power:	+30 dBm (1 Watt)	PASS		
8	Operating Power:	+20 dBm Max	PASS		
9	RF Phase Tracking:	2 Degree per Degree Celsius	See Typical Characteristics		
10	DC Supply:	+5VDC @ 200 mA Max -12VDC @ 100 mA Max	110mA 45mA		PMI QA 2

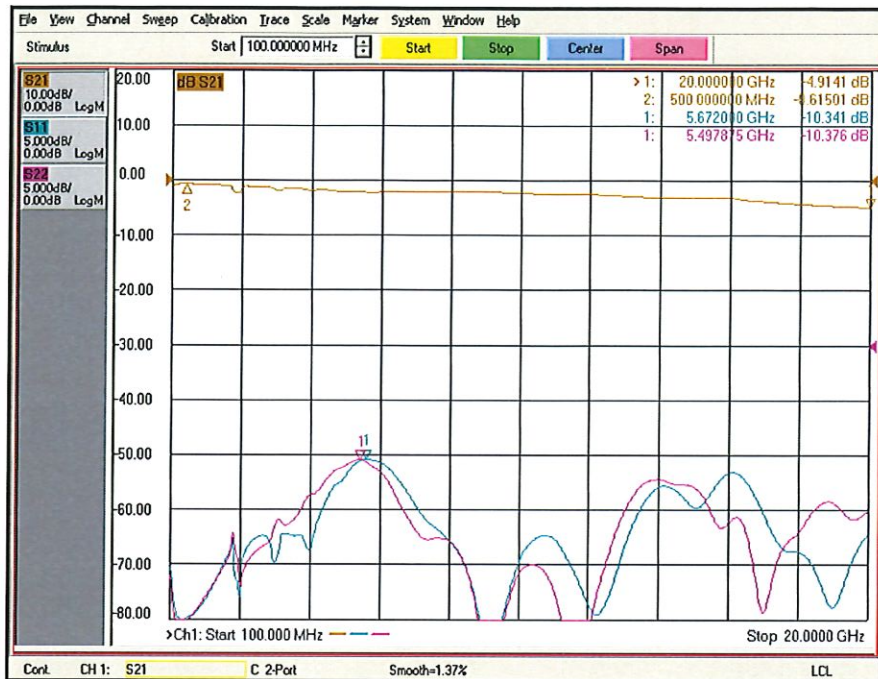
QA/QC Approval:   PMI QA 2 Date: 12/21/20



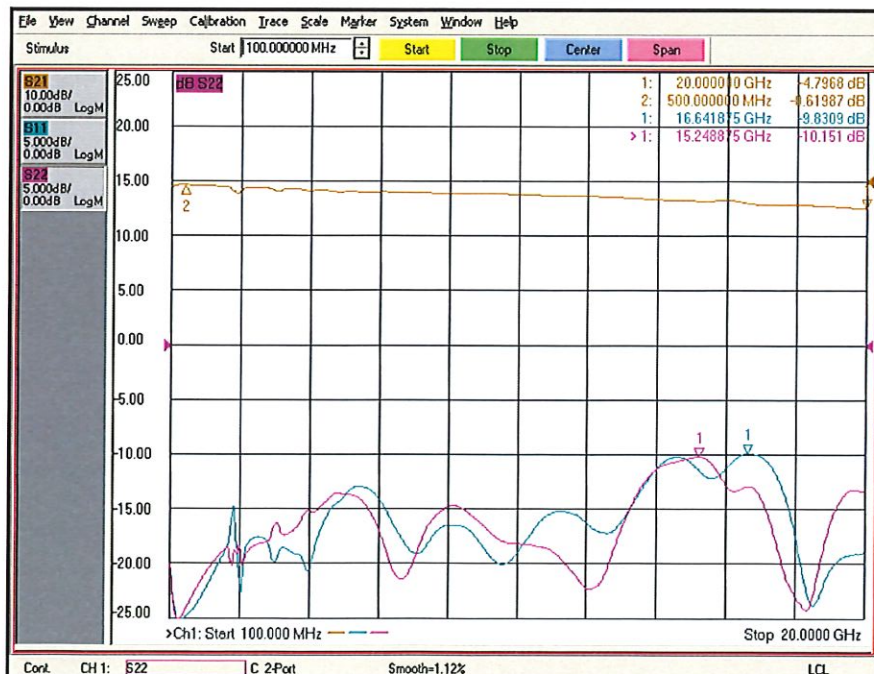
SUMMARY TEST DATA ON P4T-0R1G20G-100-T-SFF-RoHS

PL31018/2052

(J1-J2) Insertion Loss and Return Loss



(J1-J3) Insertion Loss and Return Loss

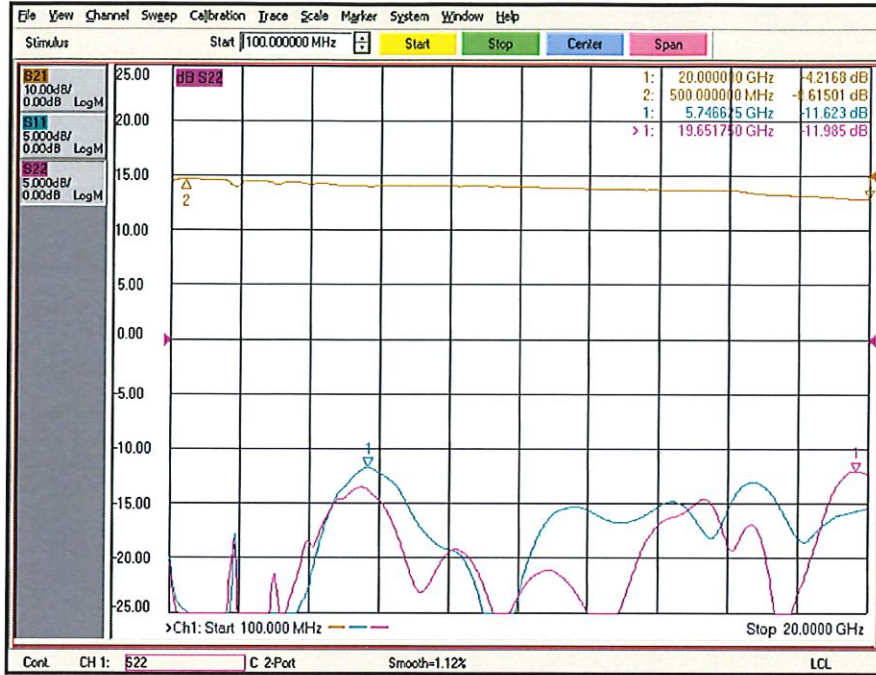




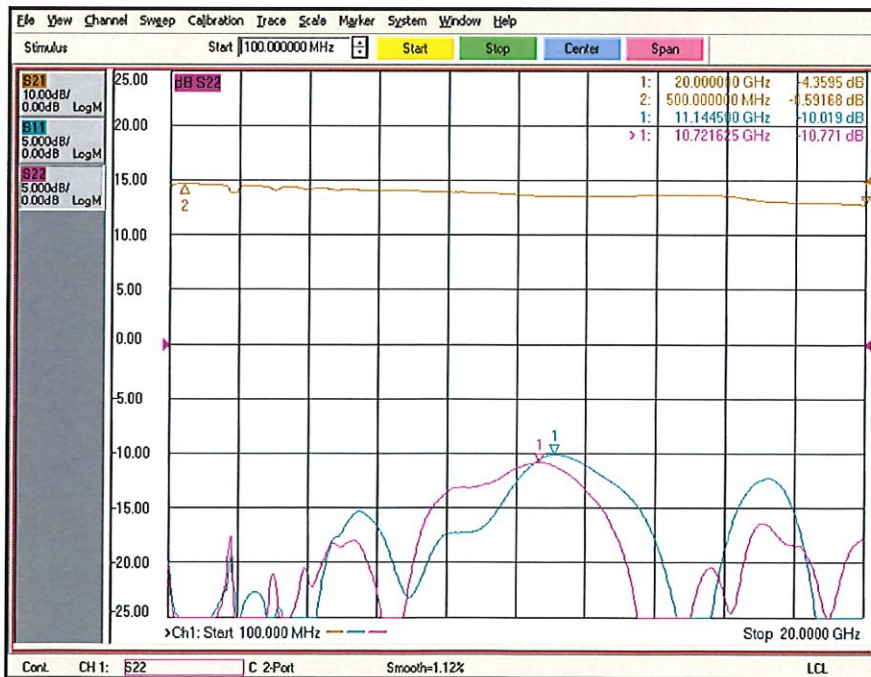
**SUMMARY TEST DATA
ON
P4T-0R1G20G-100-T-SFF-RoHS**

PL31018/2052

(J1-J4) Insertion Loss and Return Loss



(J1-J5) Insertion Loss and Return Loss





**SUMMARY TEST DATA
ON
P4T-0R1G20G-100-T-SFF-RoHS**

PL31018/2052

(J1 – J2) Isolation and Termination Return Loss

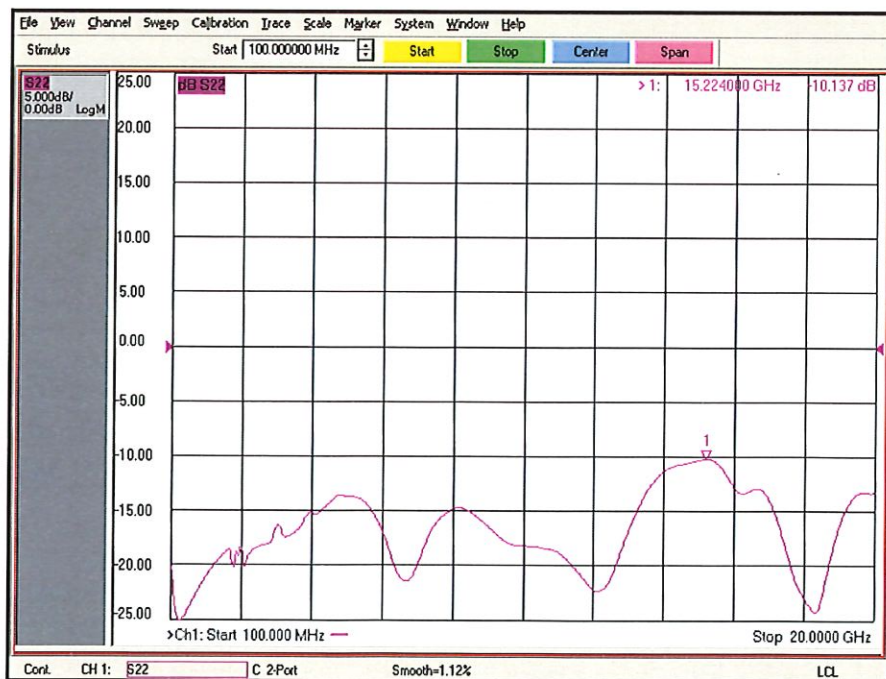
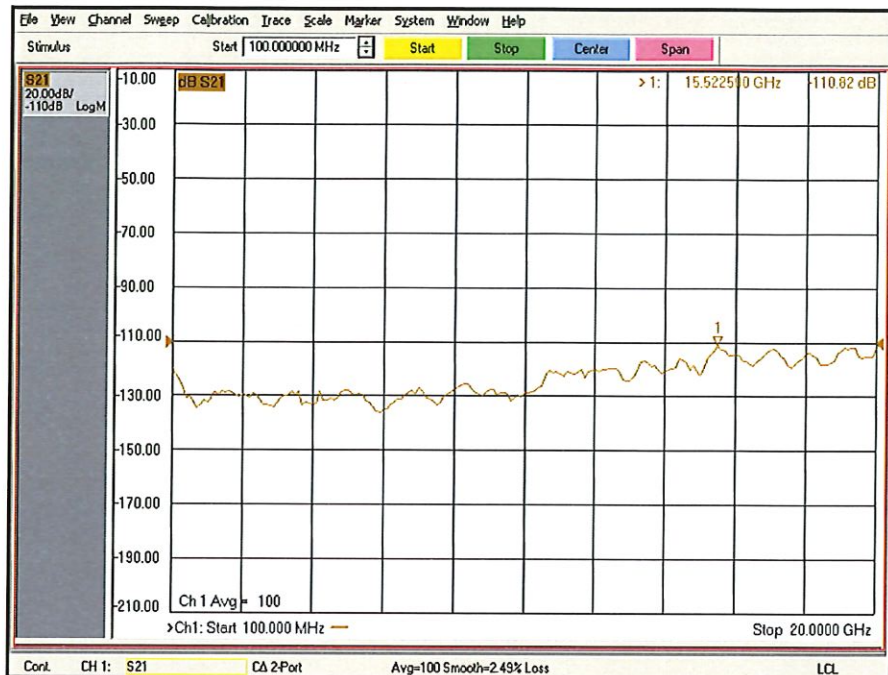




SUMMARY TEST DATA ON P4T-0R1G20G-100-T-SFF-RoHS

PL31018/2052

(J1 – J3) Isolation and Termination Return Loss

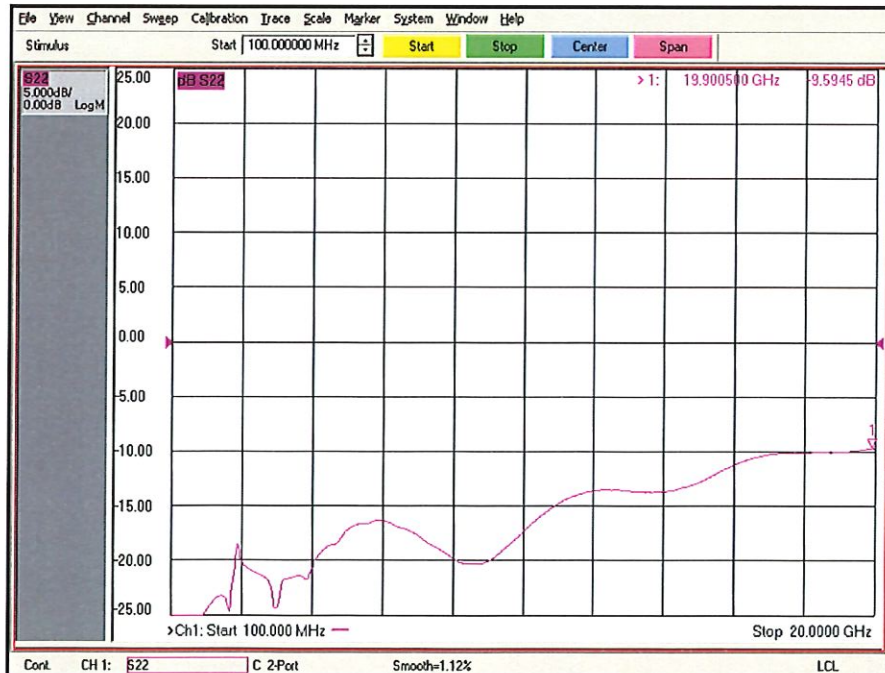




SUMMARY TEST DATA ON P4T-0R1G20G-100-T-SFF-RoHS

PL31018/2052

(J1 – J4) Isolation and Termination Return Loss





SUMMARY TEST DATA ON P4T-0R1G20G-100-T-SFF-RoHS

PL31018/2052

(J1 – J5) Isolation and Termination Return Loss

