



**SUMMARY TEST DATA  
ON  
P4T-0R1G20G-100-T-SFF-RoHS**

PL31019/2052

Customer: _____	Tested By: <u>L. McGraw</u>
SO No: _____	Temperature: <u>+25°C</u>
Model No: <u>P4T-0R1G20G-100-T-SFF-RoHS</u>	Date: <u>12/21/2020</u>
Serial No: <u>PL31019/2052</u>	Drawing No: <u>27639820</u> Rev: <u>A1</u>

TEST. ITEM NO	PARAMETERS	SPECIFIED VALUE	TEST RESULTS	QA QC	
1	Frequency Range:	0.1 GHz – 20.0 GHz	0.1 GHz – 20.0 GHz	PMI QA2	
2	Insertion Loss:	5.0dB Max	4.5dB		
3	Isolation:	110dB Min	110.2dB See Plots		
4	VSWR: (ON/OFF)	2.0:1 Max.	1.9:1 See Plots		
5	Switching Speed:	300 ns (10% - 90% RF)	<40ns See Typical Characteristics		
6	Control Logic:	TTL Logic "0" = ON, "1" = OFF	PASS		
7	Survival Power:	+30 dBm ( 1 Watt )	PASS		
8	Operating Power:	+20 dBm Max	PASS		
9	RF Phase Tracking:	2 Degree per Degree Celsius	See Typical Characteristics		
10	DC Supply:	+5VDC @ 200 mA Max -12VDC @ 100 mA Max	110mA 45mA		PMI QA2

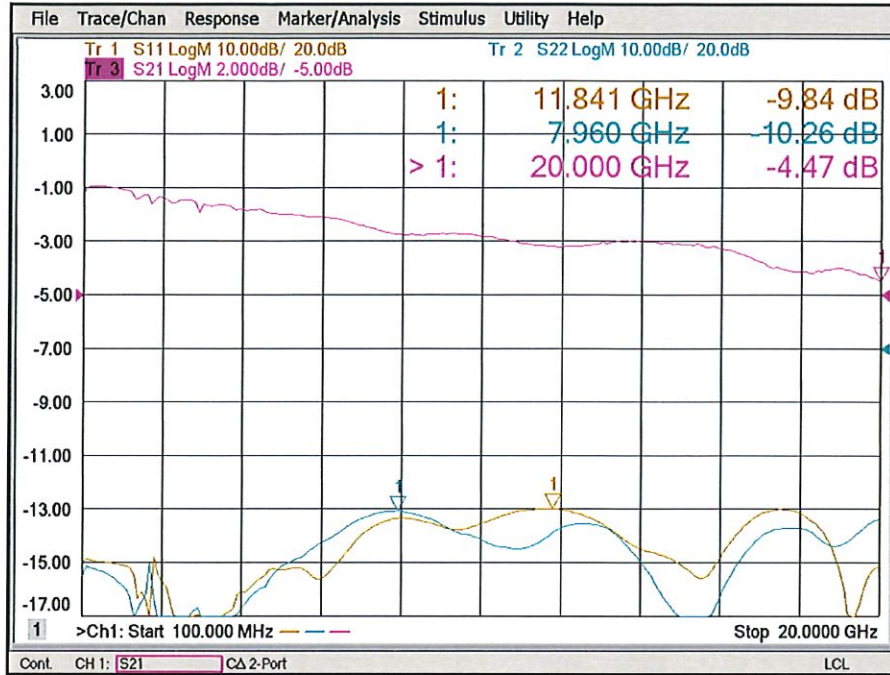
QA/QC Approval:   PMI QA2 Date: 12/21/20



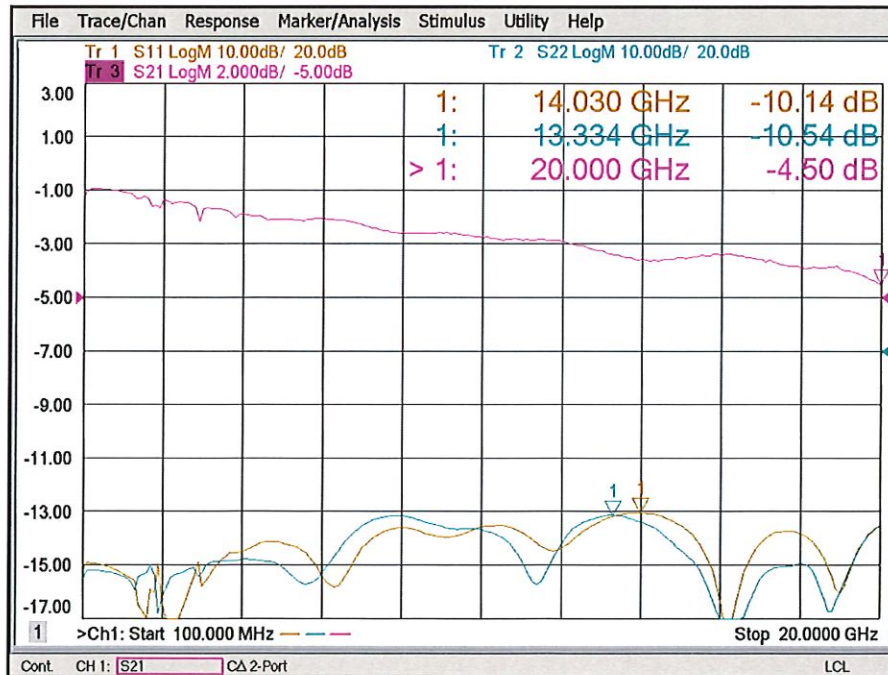
**SUMMARY TEST DATA  
ON  
P4T-0R1G20G-100-T-SFF-RoHS**

PL31019/2052

**(J1-J2) Insertion Loss and Return Loss**



**(J1-J3) Insertion Loss and Return Loss**

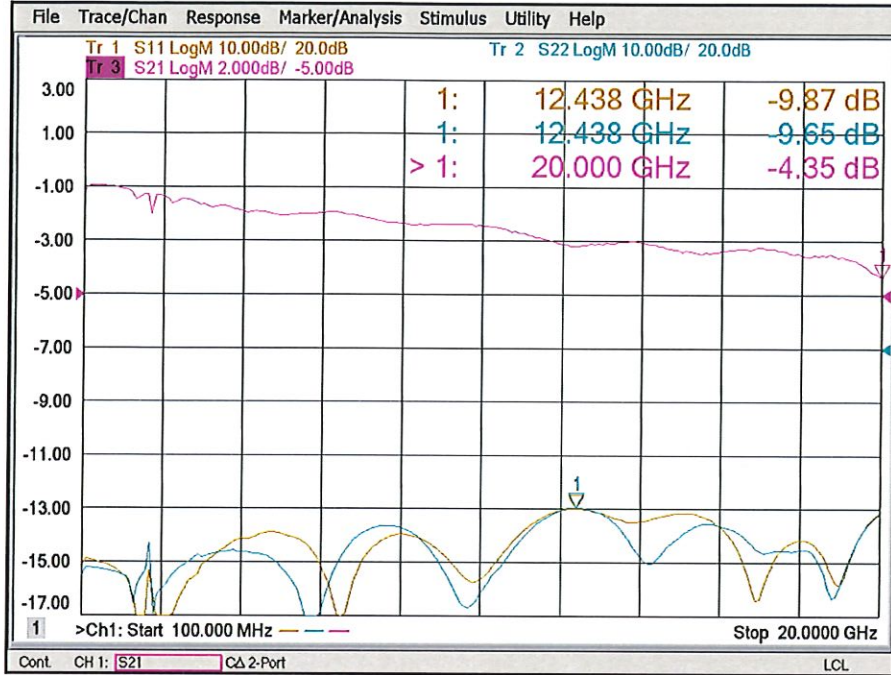




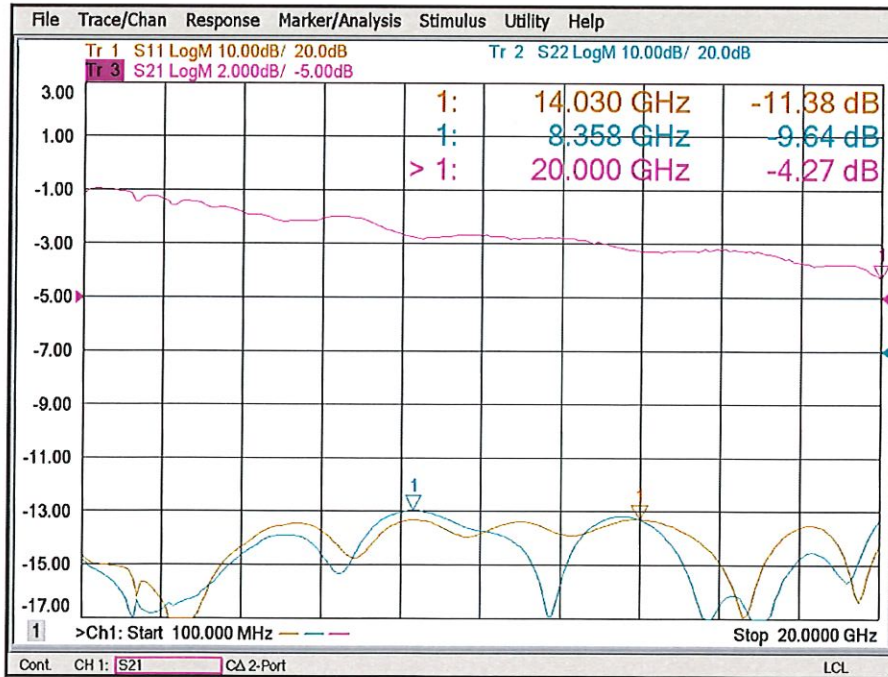
**SUMMARY TEST DATA  
ON  
P4T-0R1G20G-100-T-SFF-RoHS**

PL31019/2052

**(J1-J4) Insertion Loss and Return Loss**



**(J1-J5) Insertion Loss and Return Loss**

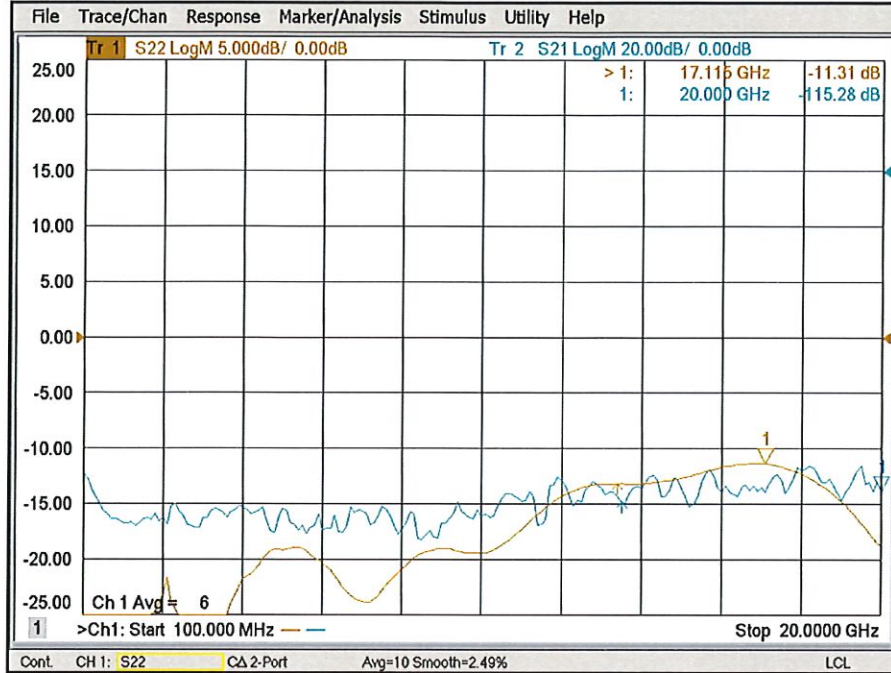




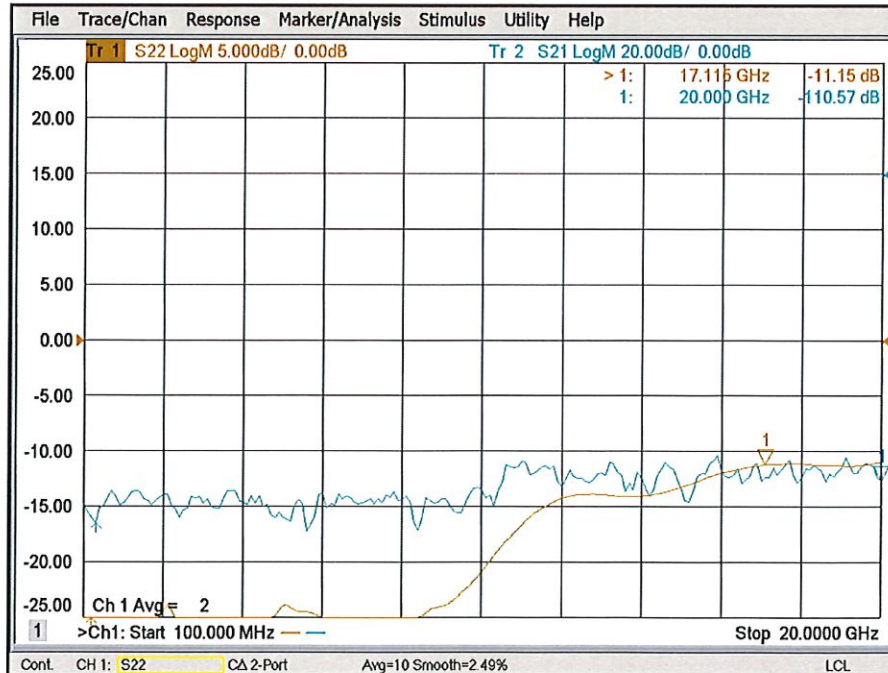
# SUMMARY TEST DATA ON P4T-0R1G20G-100-T-SFF-RoHS

PL31019/2052

## (J1 – J2) Isolation and Termination Return Loss



## (J1 – J3) Isolation and Termination Return Loss

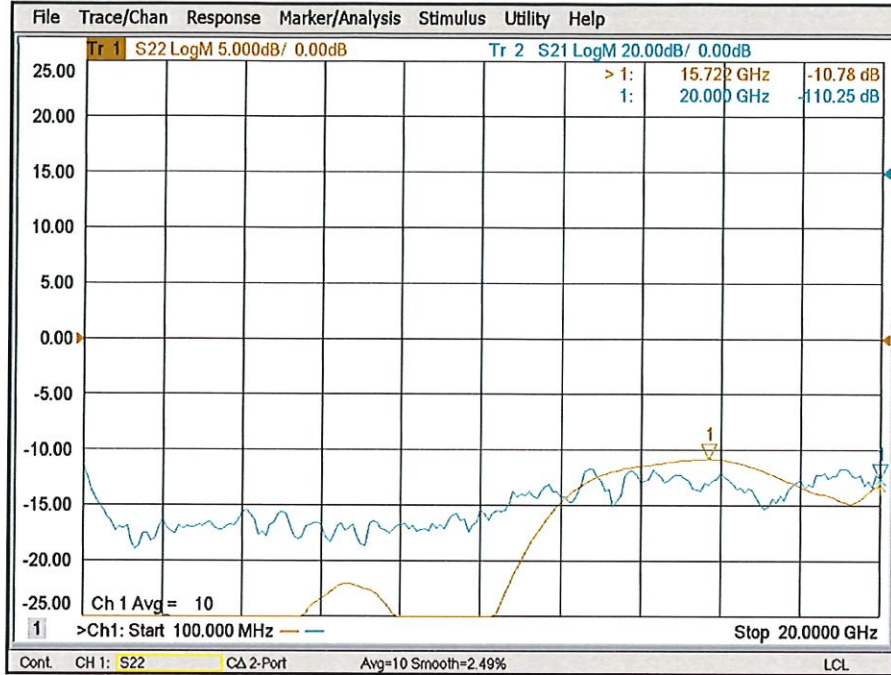




**SUMMARY TEST DATA  
ON  
P4T-0R1G20G-100-T-SFF-RoHS**

PL31019/2052

**(J1 – J4) Isolation and Termination Return Loss**



**(J1 – J5) Isolation and Termination Return Loss**

