



**SUMMARY TEST DATA  
ON  
P4T-50M40G-55-T-292FF**

PL31035/2052

Customer: \_\_\_\_\_ Tested By: L. McGraw  
SO No: \_\_\_\_\_ Temperature: +25°C  
Model No: P4T-50M40G-55-T-292FF Date: 12/21/2020  
Serial No: PL31035/2052 Drawing No: 27618988 Rev: A1

TEST ITEM NO	PARAMETERS	SPECIFIED VALUE	TEST RESULTS	QA QC	
1	Frequency Range:	50MHz to 40GHz	50MHz to 40GHz	PMI QA2	
2	Insertion Loss:	8dB Max	7.1dB (See Plot)		
3	Isolation	55dB Min	56.8dB (See Plot)		
4	VSWR:	2.5:1 Max	2.4:1 (See Plot)		
5	Speed:	50% TTL to 10%/90% RF 85ns Typ, 100ns Max	<20ns See Typical Characteristics		
6	Input Power:	+20dBm CW	Pass See Typical Characteristics		
7	Survival Power:	0.5W CW, 5W Peak, 1us	Pass See Typical Characteristics		
8	Control TTL	4 Line Independent Logic "0" = Insertion Loss Logic "1" = Isolation	Pass		
9	Power Supply:	+12 to +15VDC @ 150mA * -12 to -15VDC @ 100mA *	75mA 100mA		PMI QA2

\*Voltage Regulation & Reverse Bias Protection Included

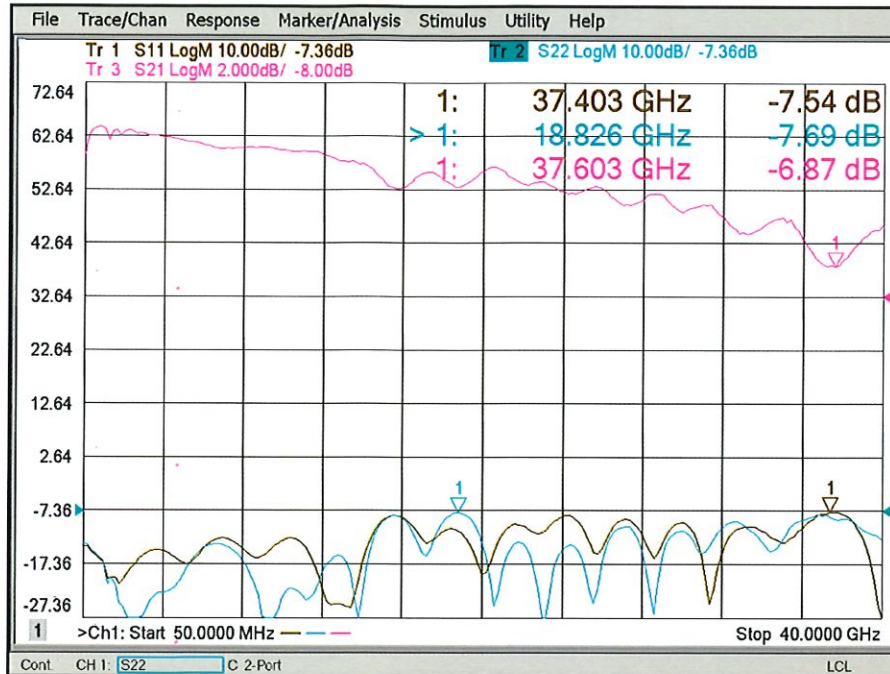
QA/QC Approval:  \_\_\_\_\_  
PMI QA2  \_\_\_\_\_ Date: 12/21/20



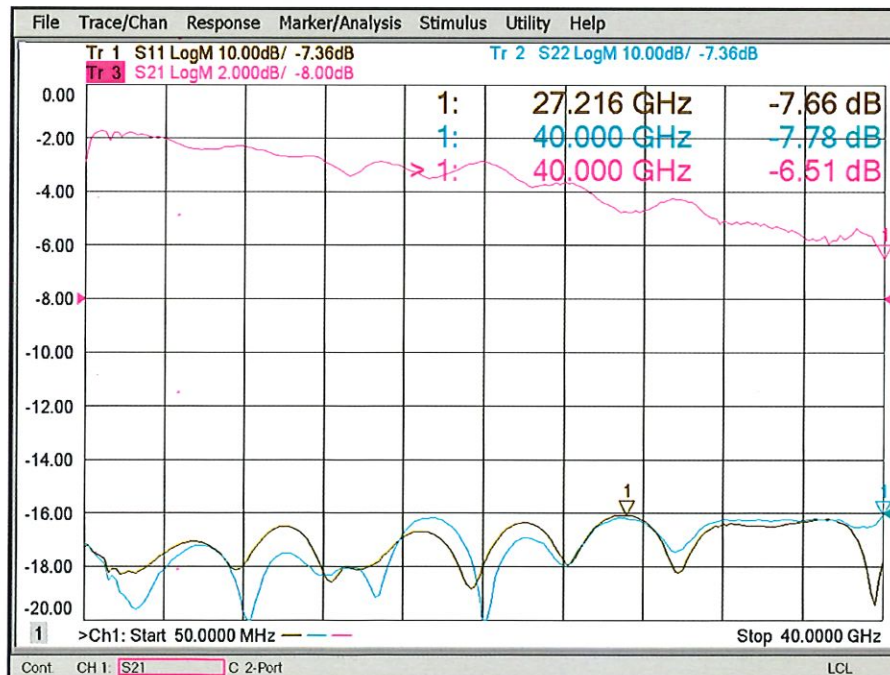
**SUMMARY TEST DATA  
ON  
P4T-50M40G-55-T-292FF**

PL31035/2052

**(J1-J2) Insertion Loss and Return Loss**



**(J1-J3) Insertion Loss and Return Loss**



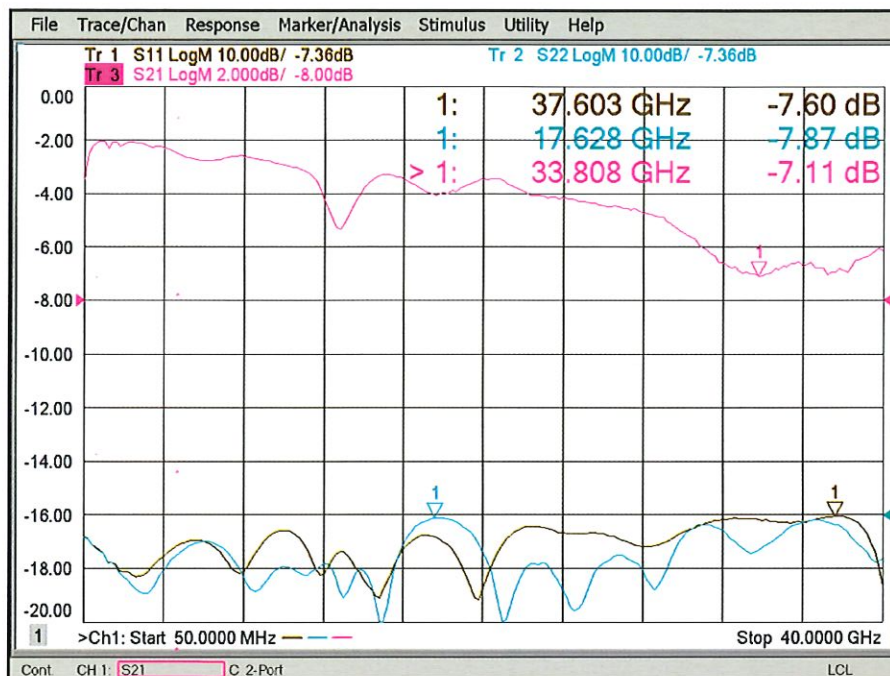




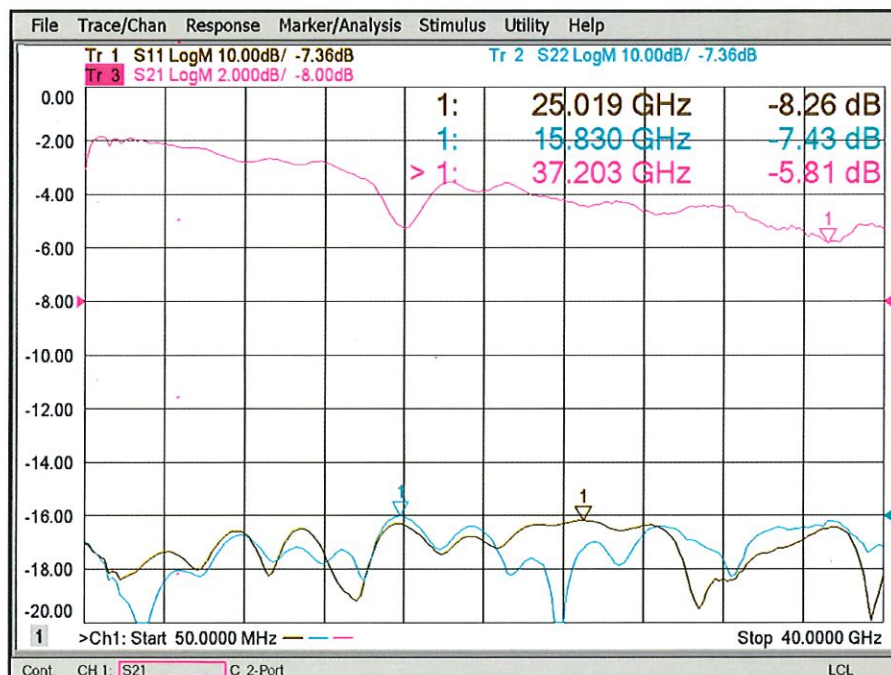
# SUMMARY TEST DATA ON P4T-50M40G-55-T-292FF

PL31035/2052

## (J1-J4) Insertion Loss and Return Loss



## (J1-J5) Insertion Loss and Return Loss

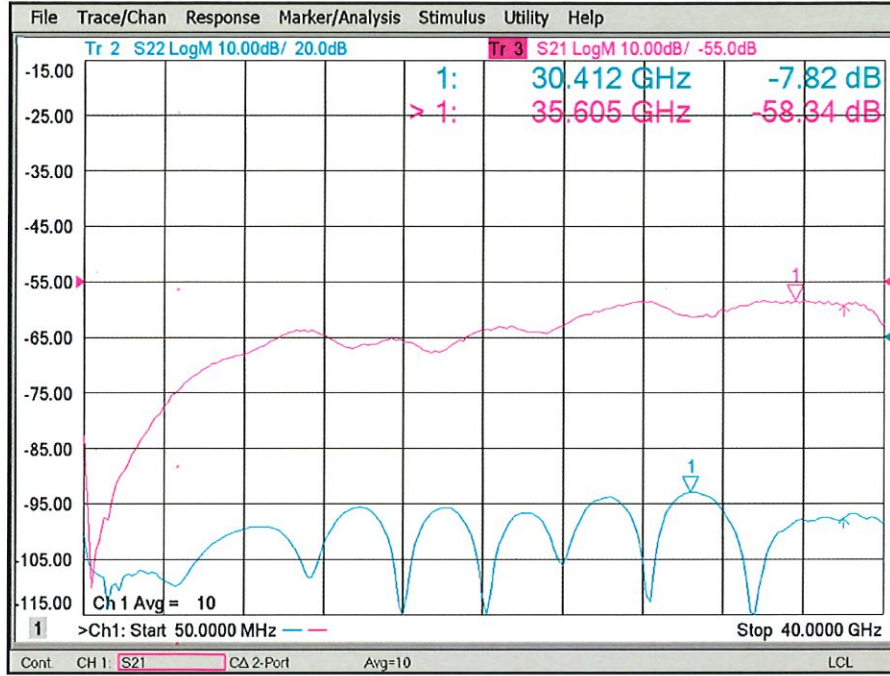




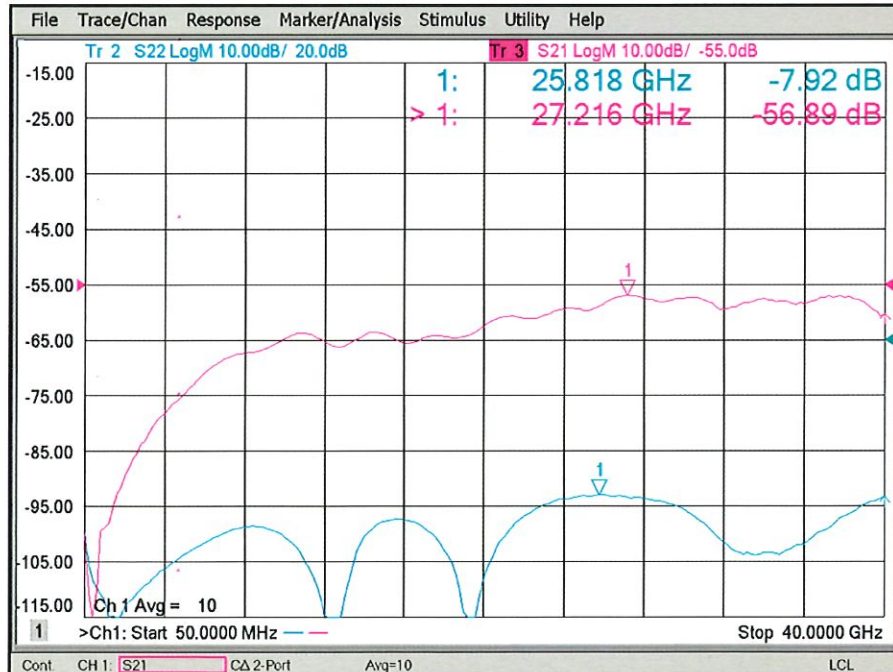
**SUMMARY TEST DATA  
ON  
P4T-50M40G-55-T-292FF**

PL31035/2052

**(J1 – J2) Isolation and Termination Return Loss**



**(J1 – J3) Isolation and Termination Return Loss**



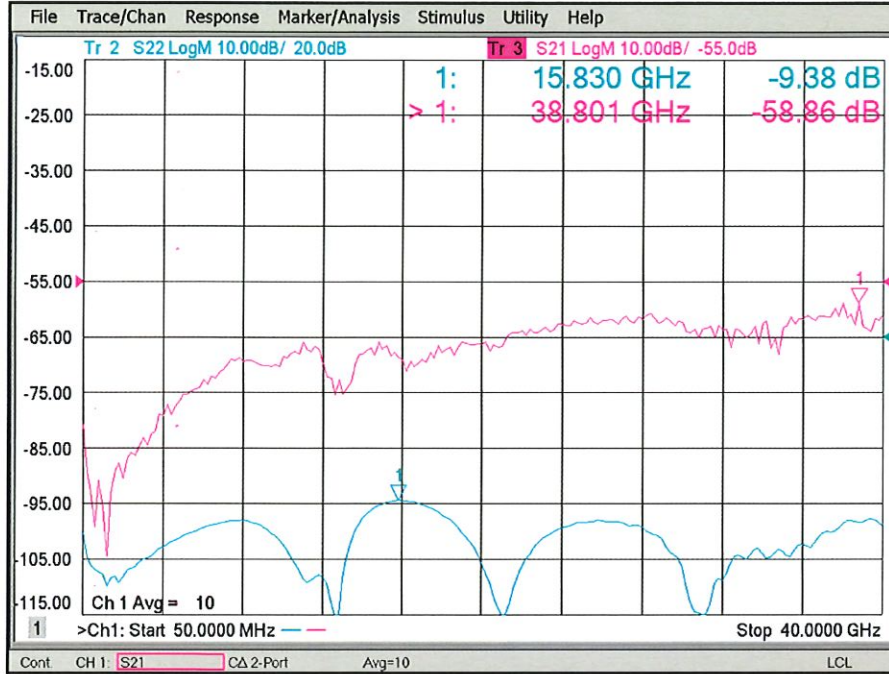
7311-F Grove Road Frederick, MD 21704 USA Phone: (301)662-5019 Fax: (301)662-1731  
Email: [sales@pmi-rf.com](mailto:sales@pmi-rf.com)



**SUMMARY TEST DATA  
ON  
P4T-50M40G-55-T-292FF**

PL31035/2052

**(J1 – J4) Isolation and Termination Return Loss**



**(J1 – J5) Isolation and Termination Return Loss**

