



**SUMMARY TEST DATA
ON
TCDRO-16G-CD-1**

PL31056/2052

Customer: _____ Tested By: Bryan K.
SO No: _____ Temperature: +25°C
Model No: TCDRO-16G-CD-1 Date: 3/12/2021
Serial No: PL31056/2052 Drawing No: 27634780 Rev: A1

TEST ITEM NO	PARAMETERS	SPECIFIED VALUE	TEST RESULTS	QA QC
1	Center Frequency:	16 GHz	16.0 GHz See Plot	PMI QA 2
2	Mechanical Tuning Frequency:	±10 MHz	± 12.5 MHz	
3	Output Power:	18 dBm Min.	+20.11 dBm See Plot	
4	Spurious:	-85 dBc Min.	-85.40 dBc	
5	Harmonics:	-25 dBc Min.	-34.64 dBc See Plot	
6	*Phase Noise:	10 kHz Offset = -80 dBc/Hz 100 kHz Offset = -95 dBc/Hz	10 kHz Offset = -85.92 dBc/Hz 100 kHz Offset = -109.22 dBc/Hz	
7	Frequency Drift Temperature Coefficient :	0.8 ppm/°C	See typical characteristics	
9	DC Supply:	+15±0.5 VDC @ 200 mA Max	102 mA @ +15 VDC	PMI QA 2

QA/QC Approval: _____

[Handwritten Signature]

PMI
QA 2

Date: _____

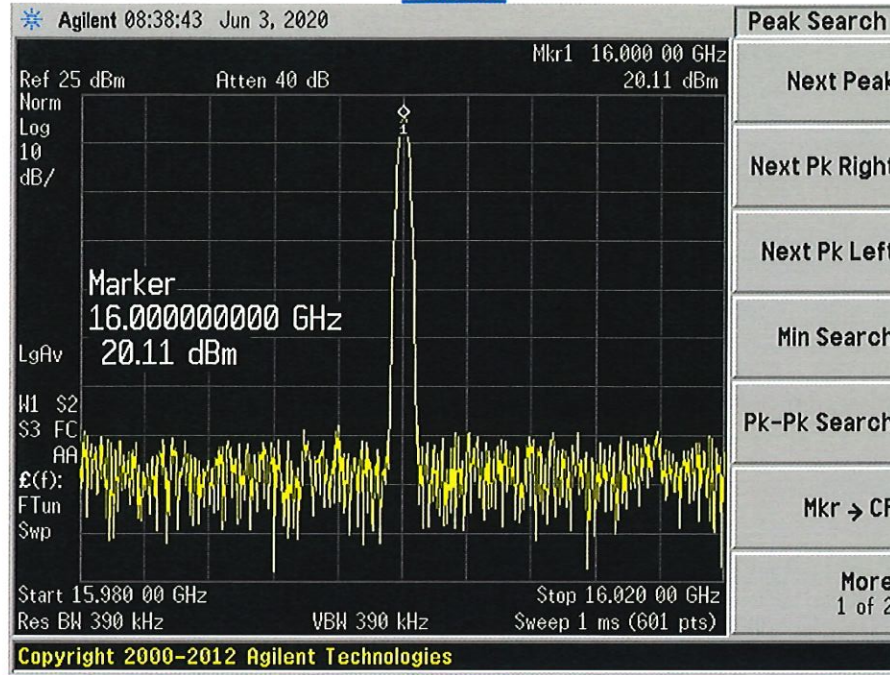
3/13/21



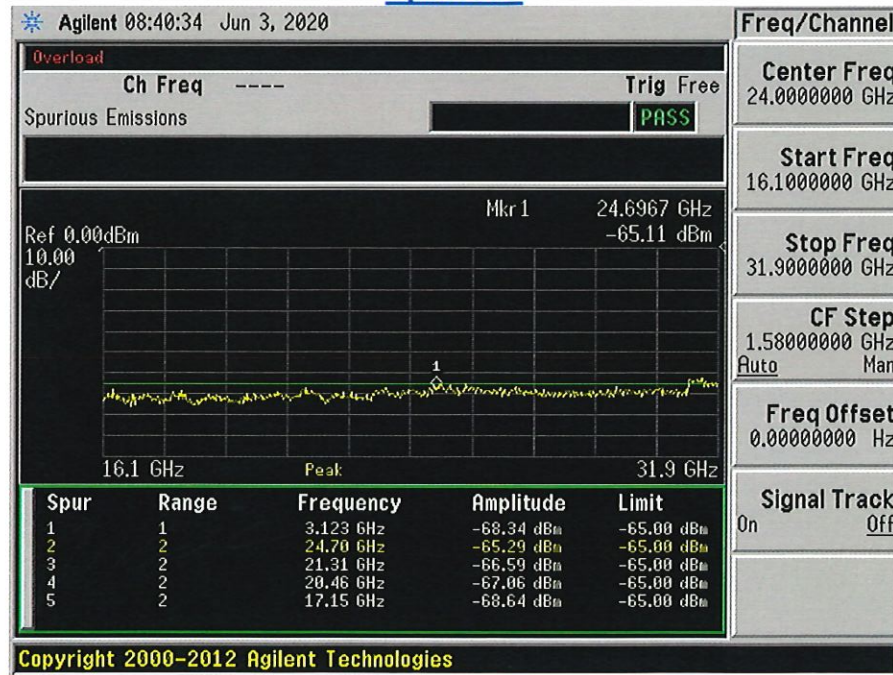
**SUMMARY TEST DATA
ON
TCDRO-16G-CD-1**

PL31056/2052

Carrier



Spurious

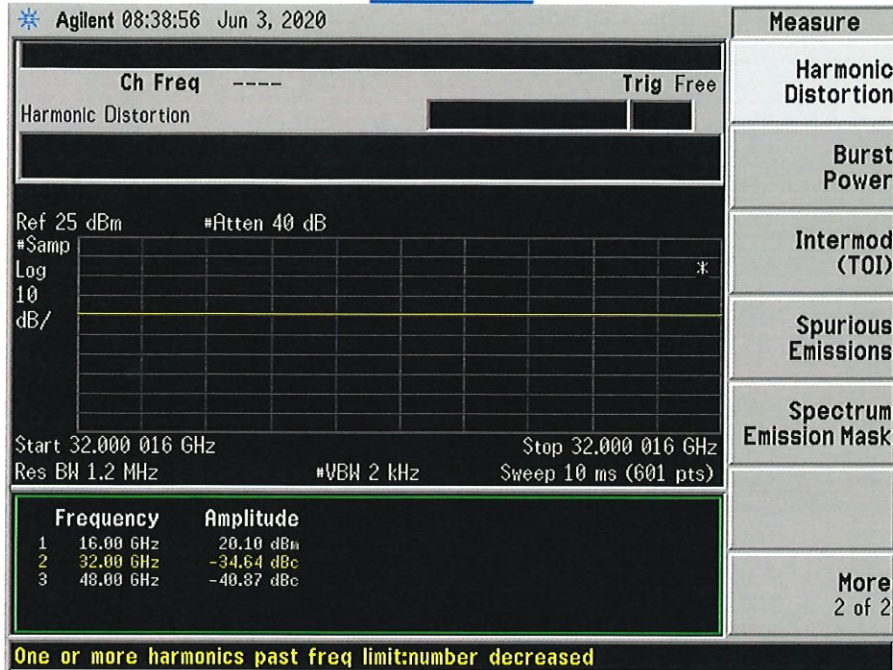




**SUMMARY TEST DATA
ON
TCDRO-16G-CD-1**

PL31056/2052

Harmonics



Phase Noise

