



**SUMMARY TEST DATA
ON
PMTO-8R8G9R56G-CD-1**

Customer: _____ Tested By: Garrett Radtke
 SO No: _____ Temperature: +25°C
 Model No: PMTO-8R8G9R56G-CD-1 Date: 3/16/2021
 Serial No: PL31072/2052 Drawing No: 27631550 Rev: A2

TEST ITEM	PARAMETERS	SPECIFIED VALUE	TEST RESULTS	QA QC
1	Frequency Range	8.8 to 9.56 GHz (Tuning) 8.9 to 9.46 GHz (Specifications)	8.8 TO 9.56 GHz (Tuning @ +25 Deg C) 8.8 TO 9.56 GHz (Tuning @ +50 Deg C) 8.9 TO 9.46 GHz (Specifications)	PMI QA 2
2	Tuning Sensitivity	65 MHz/360° MIN 100 MHz/360° MAX	80.815 MHz/360° 79.631 MHz/360° (Set Intercept) See Graphs	
3	Output Frequency vs Tuner Rotation	±10 MHz (8.90 to 8.93 GHz) ±10 MHz (8.93 to 9.43 GHz) ±15 MHz (9.43 to 9.46 GHz)	+6.1 MHz (8.90 to 8.93 GHz) +10 MHz (8.93 to 9.43 GHz) -12 MHz (9.43 to 9.46 GHz) See Graphs	
4	Power Output (Any Frequency)	J1: +10 (+3, -0) dBm J2: 0 (+3, -0) dBm	@ +25 Deg C 10.00 to 12.69 dBm 0.04 to 1.39 dBm	
5	Tuning Element	Starting Torque: 25 inch-oz MAX Withstanding Torque: 100 inch-oz MIN	PASS	
6	Spurious Harmonic Signals	60 dBc MIN (IN BAND) 45 dBc MIN (OUT OF BAND) 30 dBc MIN (HARMONICS)	62.17 dBc 62.5 dBc 49.87 dBc	
7	Noise	See Plots Below	PASS	
8	Temperature Coefficient	2.5 MHz/hr TYP. @ any constant TEMP. from 0°C to +40°C 150 MHz/hr TYP. @ any constant TEMP. from 40°C to +50°C	PASS	
9	Long Term Frequency Drift	50 kHz/hr MAX @ any constant temperature from 0°C to +50°C	PASS	
10	Pulling Factor	<50 kHz	PASS	
11	Regulator/Oscillator Power Supply	+24±1 VDC @ 1.5 A MAX 2% Regulation, Ripple = 2 mVrms	+24±1 @ 0.20 A	
12	Heater Power Supply	+24±1 VDC @ 1.5 A MAX 2% Regulation, Ripple = 50 mVrms	+24±1 @ 0.89 A	
13	Weight	3.2 lbs MAX	3 lbs	

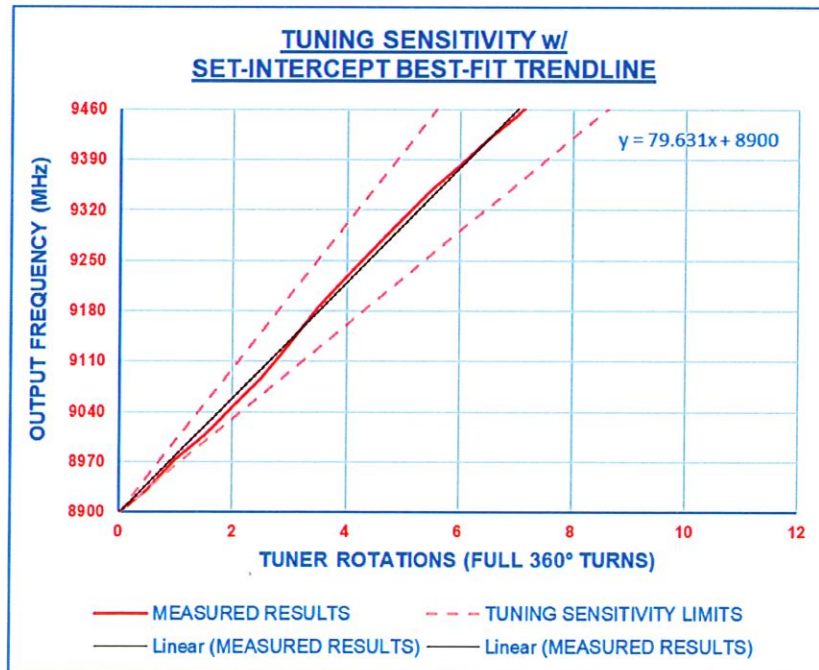
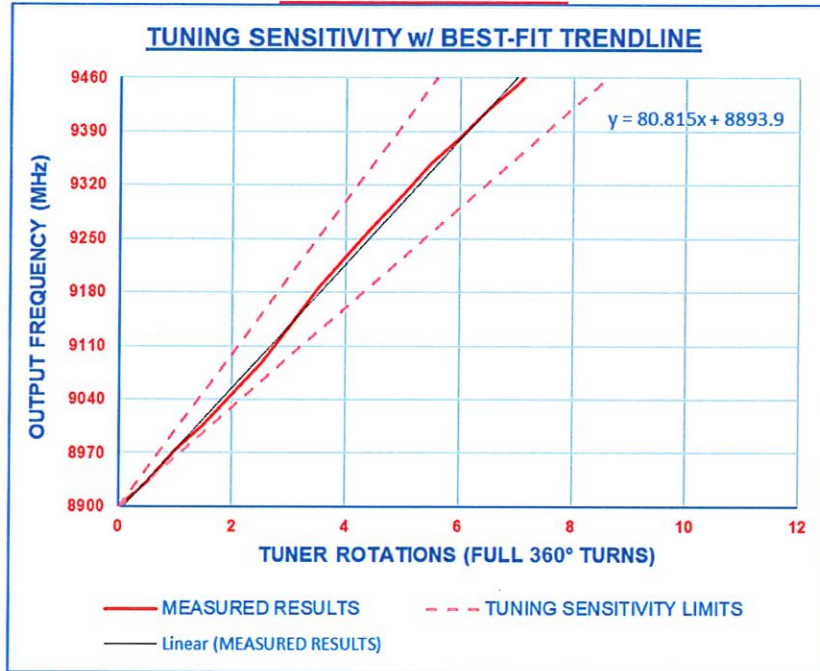
QA/QC Approval: *[Signature]* PMI QA 2 *[Signature]* Date: 3/18/21

7311-F Grove Road Frederick, MD 21704 USA Phone: (301)662-5019 Fax: (301)662-1731
 Email: sales@pmi-rf.com



**SUMMARY TEST DATA
ON
PMT0-8R8G9R56G-CD-1**

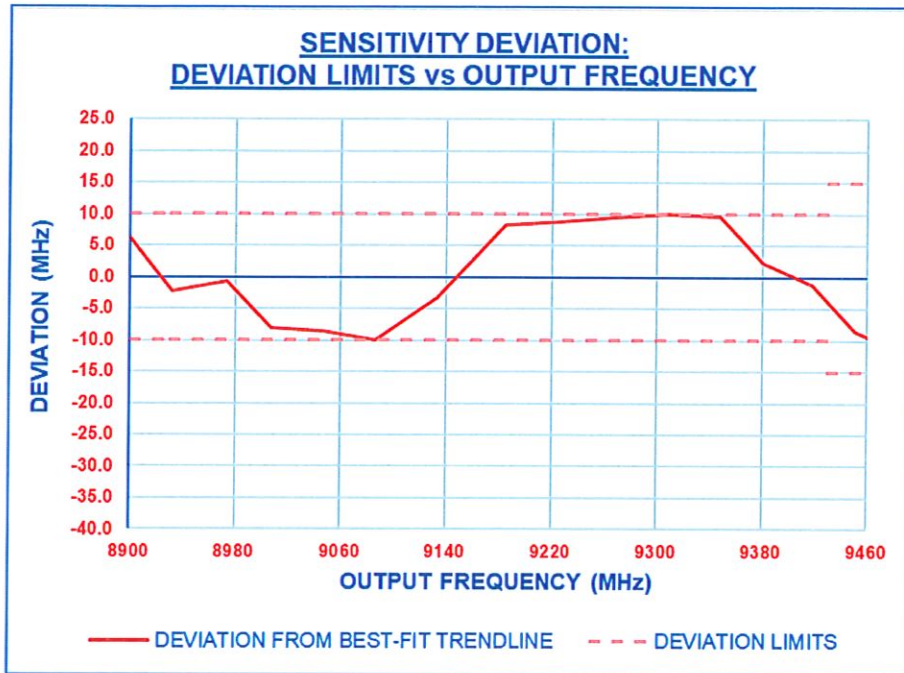
TUNING SENSITIVITY





**SUMMARY TEST DATA
ON
PMT0-8R8G9R56G-CD-1**

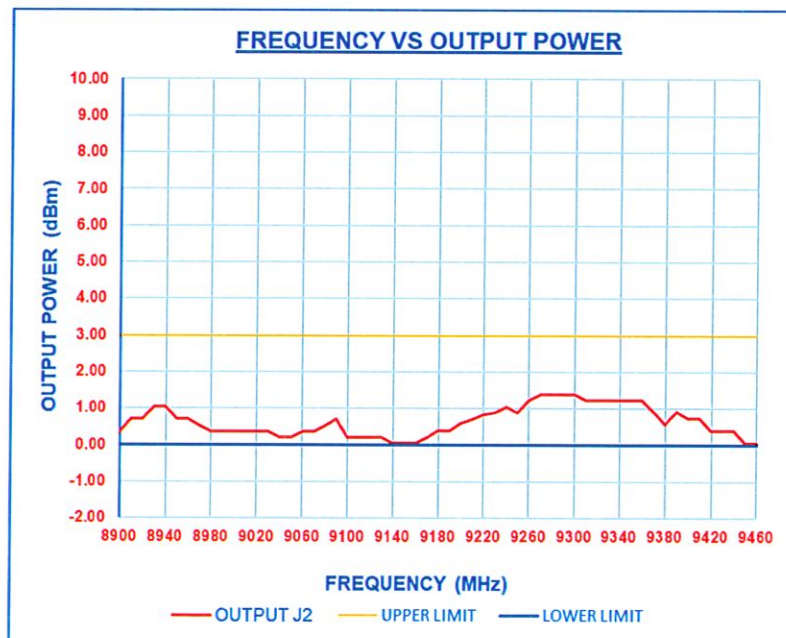
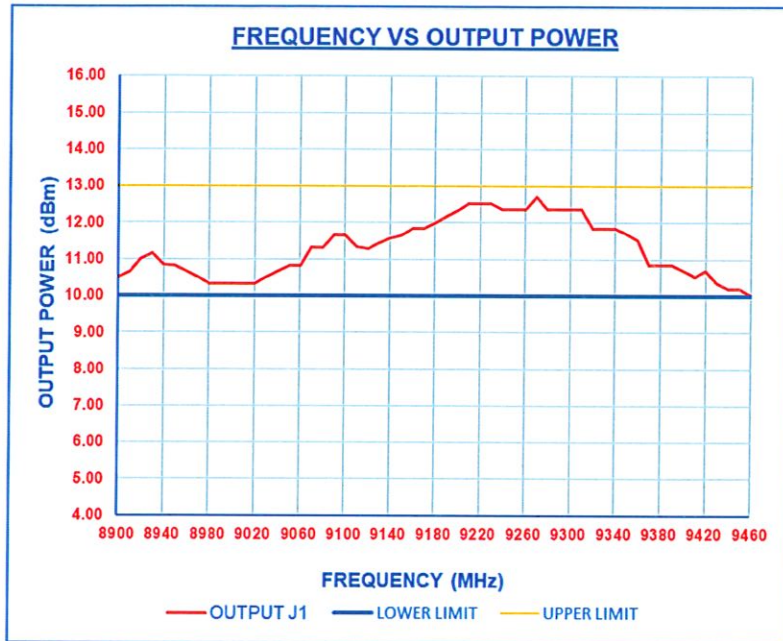
SENSITIVITY DEVIATION





**SUMMARY TEST DATA
ON
PMT0-8R8G9R56G-CD-1**

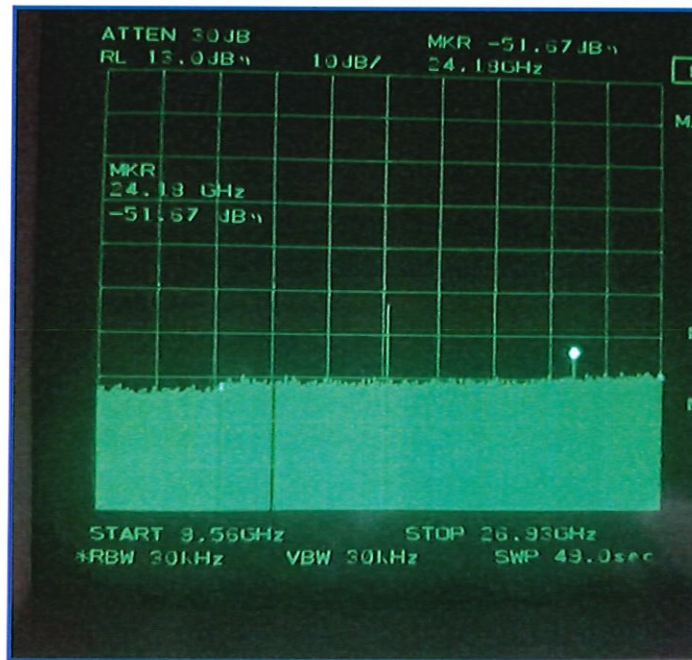
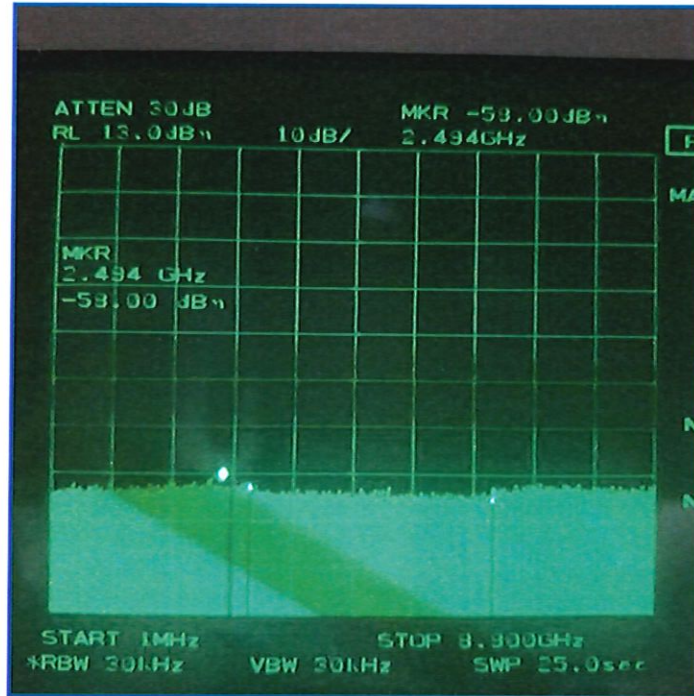
OUTPUT POWER @ +25 DEGREES C





**SUMMARY TEST DATA
ON
PMT0-8R8G9R56G-CD-1**

OUT OF BAND SPURS



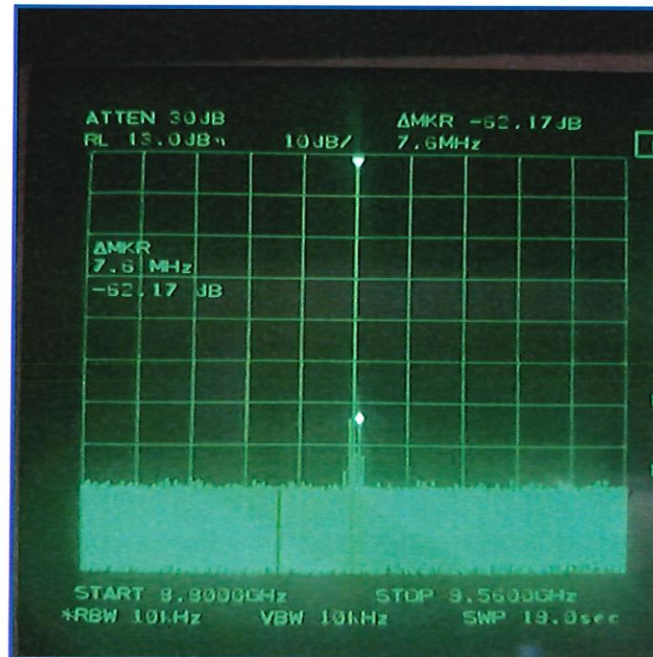
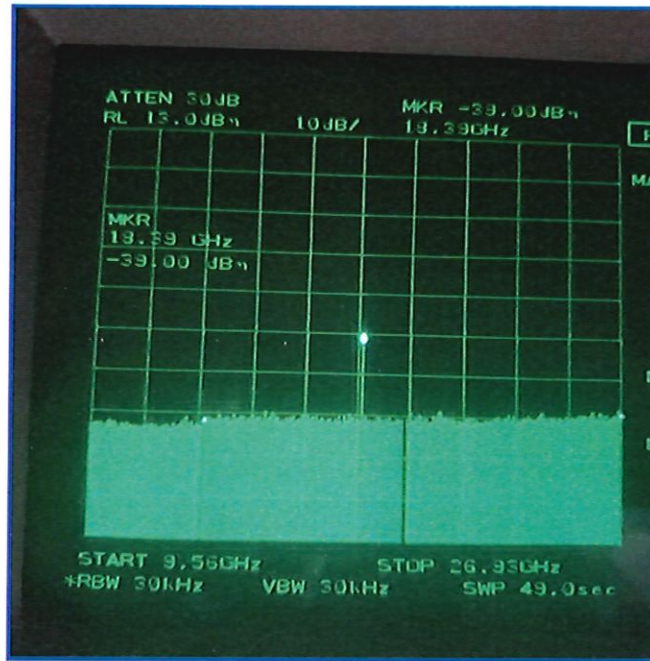
Carrier Output Power 10.87 dBm

7311-F Grove Road Frederick, MD 21704 USA Phone: (301)662-5019 Fax: (301)662-1731
Email: sales@pmi-rf.com



**SUMMARY TEST DATA
ON
PMT0-8R8G9R56G-CD-1**

HARMONIC & IN BAND SPURS



Carrier Output Power 10.87 dBm

7311-F Grove Road Frederick, MD 21704 USA Phone: (301)662-5019 Fax: (301)662-1731
Email: sales@pmi-rf.com