SUMMARY TEST DATA
ON
LM-20M15G-100W-15DBM

Customer: [redacted]
SO No: [redacted]
Model No: LM-20M15G-100W-15DBM
Serial No: PL31453/2107

Tested By: John R
Temperature: +25°C
Date: 2/16/2021
Drawing No: 27636460 **REV:** A1

TEST ITEM NO.	PARAMETERS	SPECIFIED VALUE	Test Results	QA QC
1	Frequency Range:	20 MHz to 15 GHz	20 MHz to 15 GHz	PMI QA 2
2	Insertion Loss:	1.8 db MAX@-10dBm INPUT POWER	1.74 dB See Plot	
3	Input/Output VSWR:	2.0:1 Max. (@ -10 dBm Input)	Input 1.85:1 Output 1.84:1 See Plot	
4	Impedance:	50 Ω	Pass	
5	Max. CW Input Power:	100W cw MAX @ -55C TO +85C	Pass See Typical Characteristics	
6	Max. Pulsed Peak Power Handling:	1KW Peak (0.1% Duty Cycle, 1µsec Max. Pulse Width)	Pass See Typical Characteristics	
7	Max. Flat Leakage:	+15 dBm Max.	Pass See Typical Characteristics	
8	P1dB:	+5 dBm Min.	8.6 dBm See Plot	
9	Recovery Time:	100 ns Typ.	Pass See Typical Characteristics	PMI QA 2

QA/QC Approval: PMI QA 2 **Date:** 2/19/21

7311-F Grove Road Frederick, MD 21704 USA Phone: (301)662-5019 Fax: (301)662-1731
Email: sales@pmi-rf.com

SUMMARY TEST DATA
ON
LM-20M15G-100W-15DBM

PL31453/2107

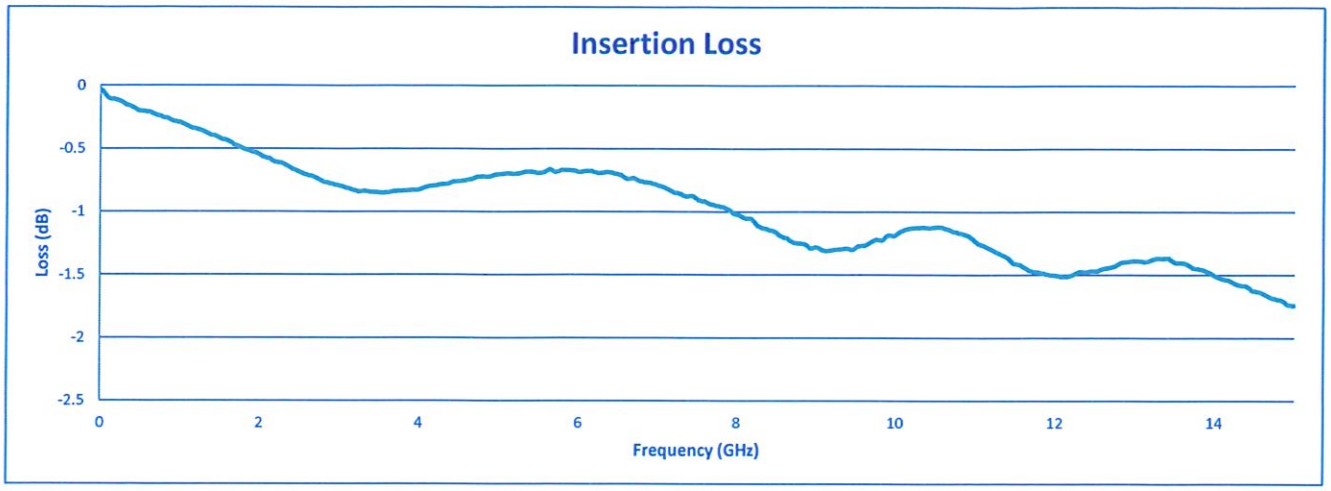

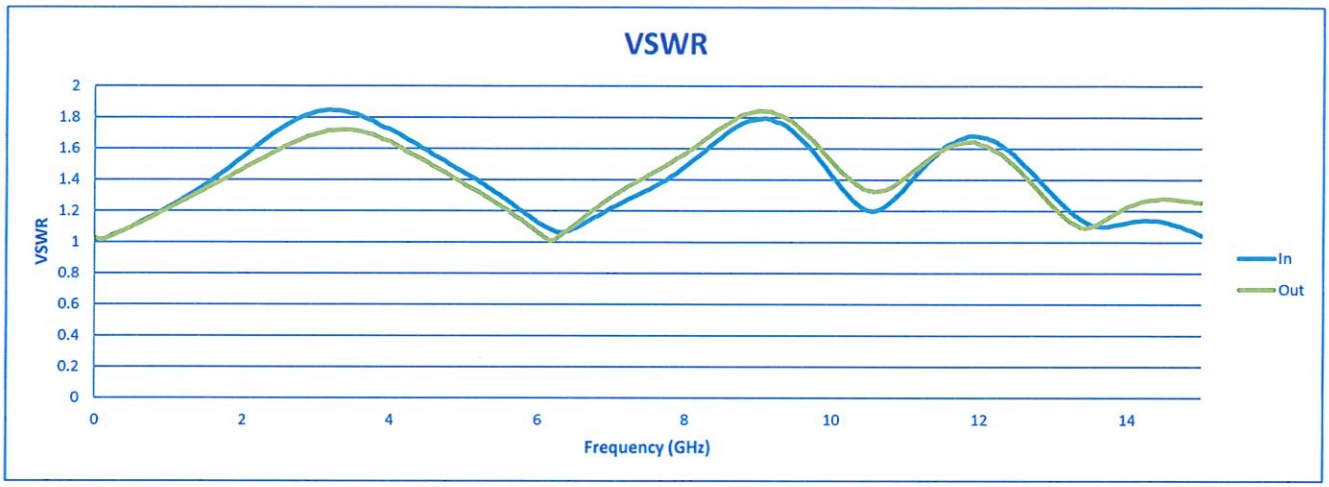

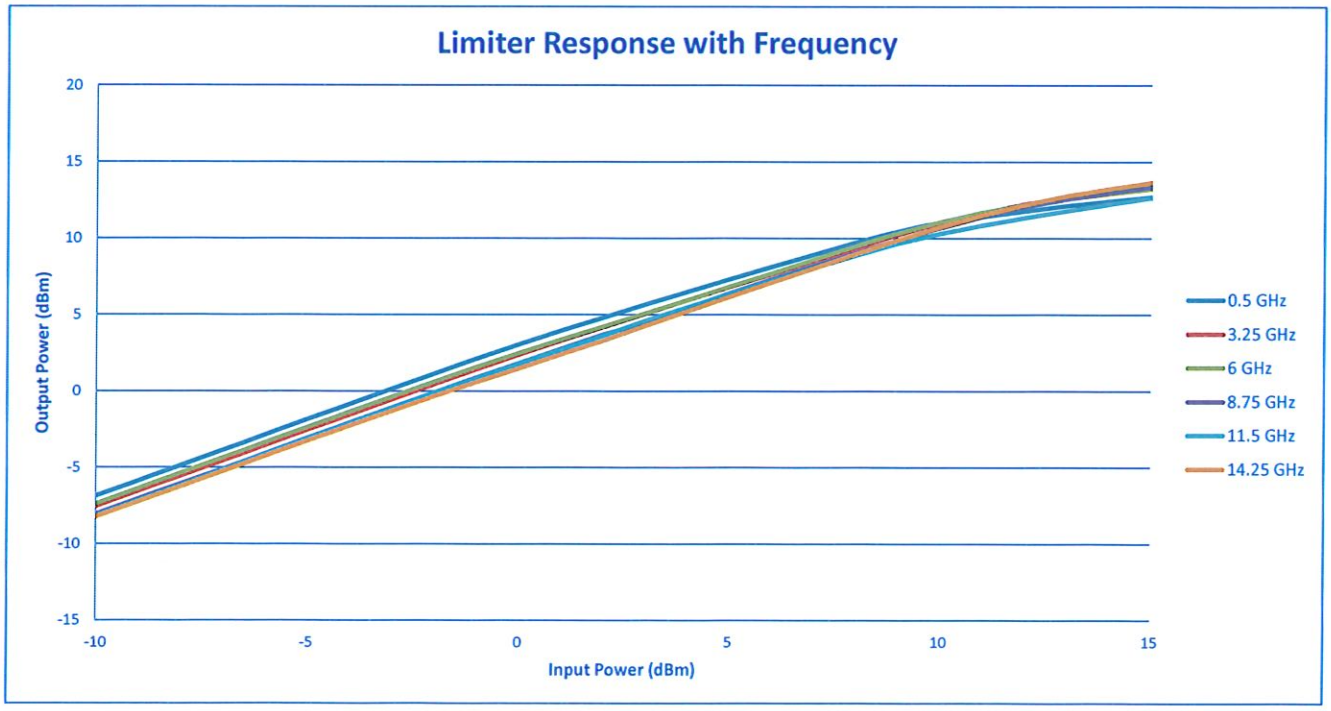

7311-F Grove Road Frederick, MD 21704 USA Phone: (301)662-5019 Fax: (301)662-1731
Email: sales@pmi-rf.com