



## SUMMARY TEST DATA ON P4T-2G18G-70-T-SFF

Customer: \_\_\_\_\_  
 SO No: \_\_\_\_\_  
 Model No: P4T-2G18G-70-T-SFF  
 Serial No: PL31608/2108

Tested By: E. Marick  
 Temperature: 25 Degrees C  
 Date: 3/1/2021  
 Drawing No: 27635280      Rev: A1

TEST ITEM NO.	PARAMETERS	SPECIFIED VALUE	TEST RESULTS	QA QC	
1	Frequency Range:	2.0 GHz to 18.0 GHz	2.0 GHz to 18.0 GHz	PMI QA 2	
2	Insertion Loss:	3.5 dB Max.	3.3 dB See Plot		
3	Isolation:	70 dB Min	75 dB See Plot		
4	VSWR: In/Out	2.0:1 Max.	2:1 In 2:1 Out See Plots		
5	Input Power:	+30 dBm Max. (Survival) +20 dBm Max. (Operational)	Pass See Typical Characteristics		
6	Switching Speed:	100 ns Max.	Pass See Typical Characteristics		
7	DC Supply:	+5 VDC @ 200 mA Typ. -15 VDC @ 100 mA Typ.	+5 VDC @ 112 mA -15 VDC @ 54 mA		
8	Control Signal:	TTL Logic "0" = Low Loss TTL Logic "1" = Isolation E1 Controls J1-J2 E2 Controls J1-J3 E3 Controls J1-J4 E4 Controls J1-J5	Pass		PMI QA 2

QA/QC Approval:       PMI  
QA 2

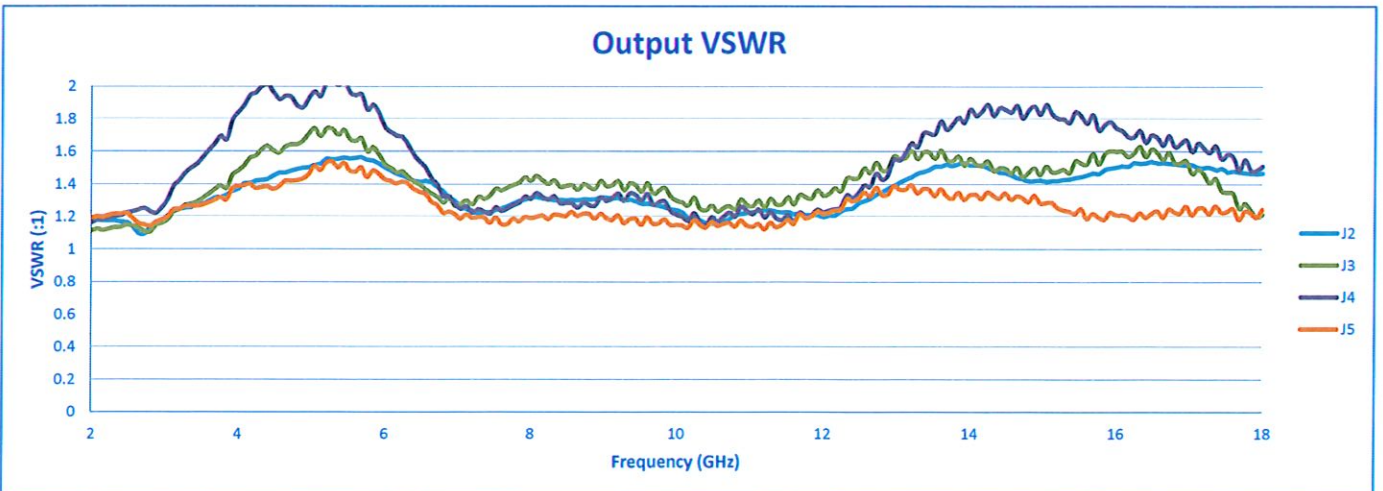
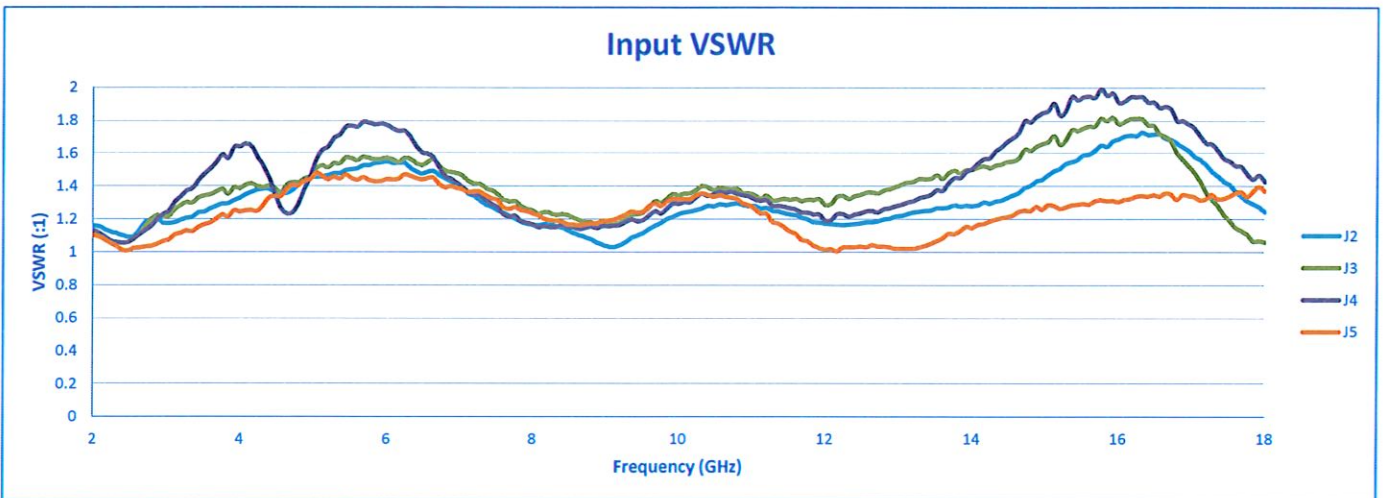
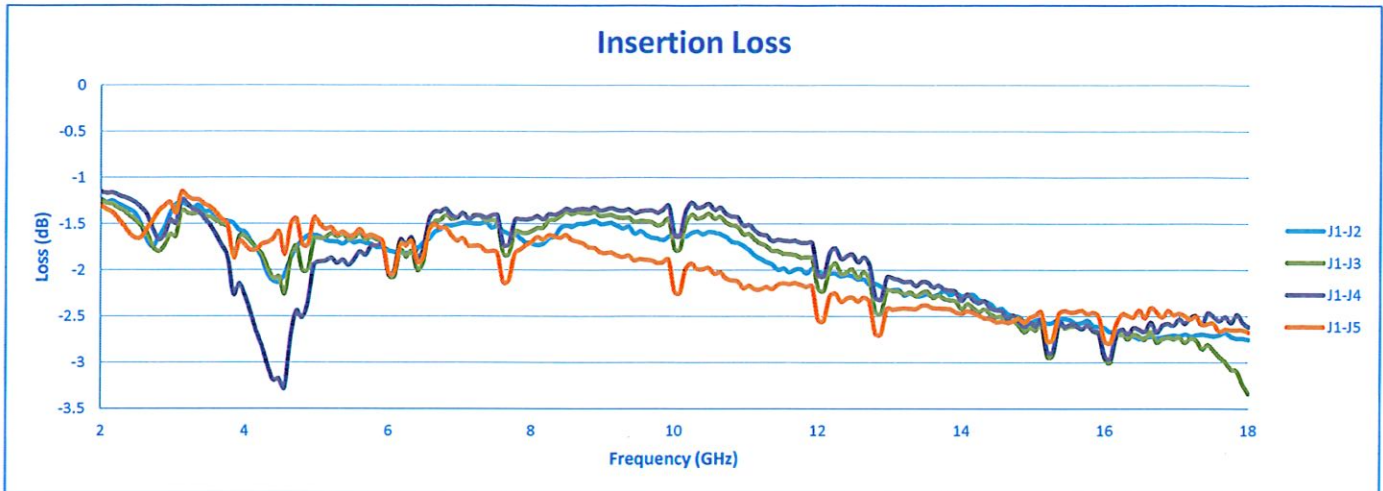
Date: 2/28/21

7311-F Grove Road Frederick, MD 21704 USA Phone: (301)662-5019 Fax: (301)662-1731  
 Email: sales@pmi-rf.com



# SUMMARY TEST DATA ON P4T-2G18G-70-T-SFF

PL31608/2108





# SUMMARY TEST DATA ON P4T-2G18G-70-T-SFF

PL31608/2108

