



**SUMMARY TEST DATA
ON
P4T-2G18G-70-T-SFF**

Customer: _____
 SO No: _____
 Model No: P4T-2G18G-70-T-SFF
 Serial No: PL31609/2108

Tested By: E. Marick
 Temperature: 25 Degrees C
 Date: 3/1/2021
 Drawing No: 27635280 Rev: A1

TEST ITEM NO.	PARAMETERS	SPECIFIED VALUE	TEST RESULTS	QA QC
1	Frequency Range:	2.0 GHz to 18.0 GHz	2.0 GHz to 18.0 GHz	PMI QA 2
2	Insertion Loss:	3.5 dB Max.	3.2 dB See Plot	
3	Isolation:	70 dB Min	81 dB See Plot	
4	VSWR: In/Out	2.0:1 Max.	1.8:1 In 1.8:1 Out See Plots	
5	Input Power:	+30 dBm Max. (Survival) +20 dBm Max. (Operational)	Pass See Typical Characteristics	
6	Switching Speed:	100 ns Max.	Pass See Typical Characteristics	
7	DC Supply:	+5 VDC @ 200 mA Typ. -15 VDC @ 100 mA Typ.	+5 VDC @ 112 mA -15 VDC @ 54 mA	
8	Control Signal:	TTL Logic "0" = Low Loss TTL Logic "1" = Isolation E1 Controls J1-J2 E2 Controls J1-J3 E3 Controls J1-J4 E4 Controls J1-J5	Pass	

QA/QC Approval:  PMI
QA 2

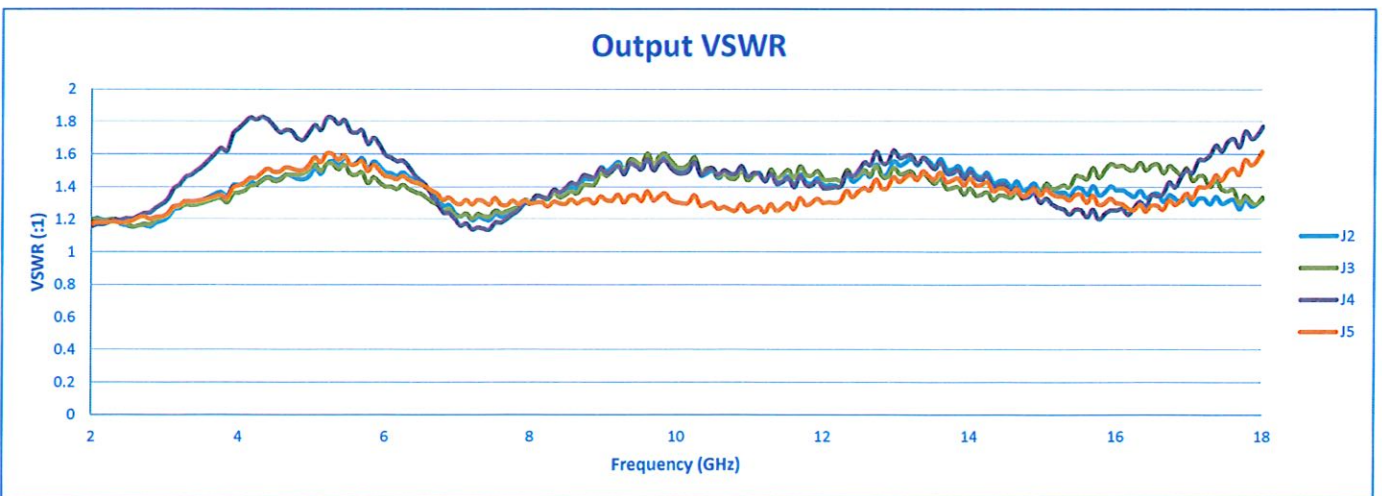
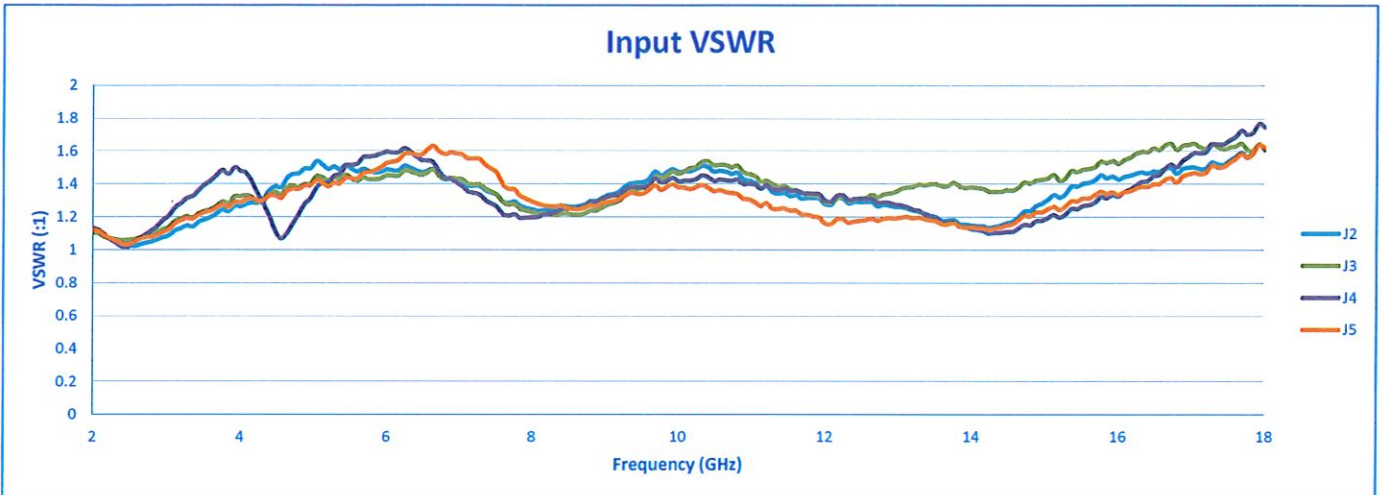
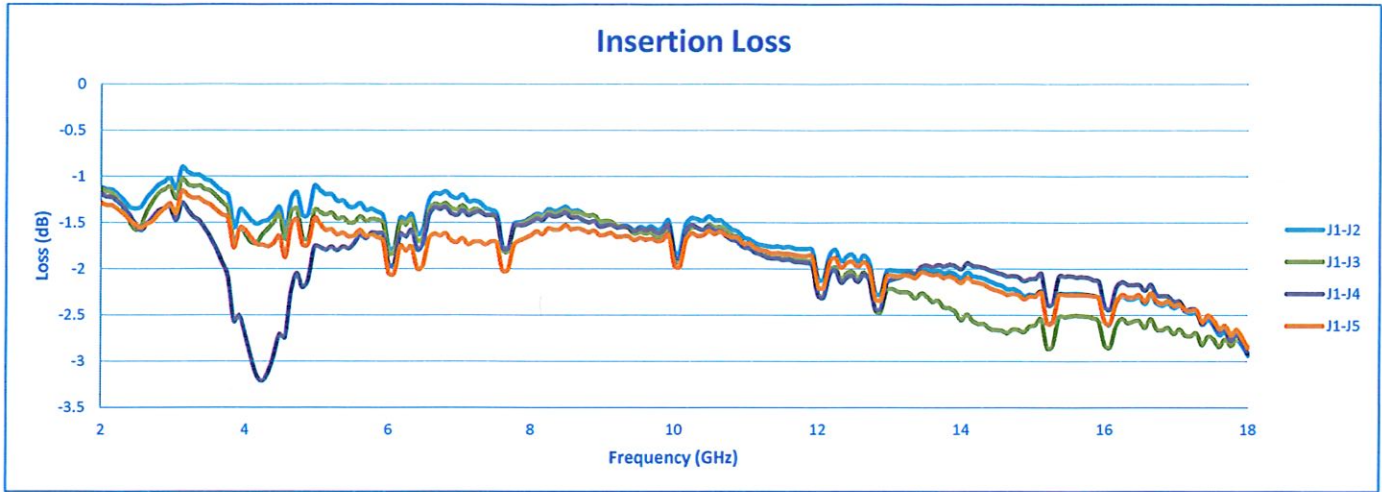
Date: 2/28/21

7311-F Grove Road Frederick, MD 21704 USA Phone: (301)662-5019 Fax: (301)662-1731
 Email: sales@pmi-rf.com



SUMMARY TEST DATA ON P4T-2G18G-70-T-SFF

PL31609/2108





SUMMARY TEST DATA ON P4T-2G18G-70-T-SFF

PL31609/2108

