



SUMMARY TEST DATA ON PE2-26-2G18G-5-21-12-SFF-DP

Customer: _____
 SO No: _____
 Model No: PE2-26-2G18G-5-21-12-SFF-DP
 Serial No: PL32029/2116

Tested By: EA Valdez
 Temperature: -55°C, +25°C, +85°C
 Date: 04/28/2021
 Drawing No: 27633170 Rev: B2

PL32029/2116

TEST ITEM	PARAMETERS	SPECIFIED VALUE	RESULTS			PASS/FAIL	QA QC
			-55°C	+25°C	+85°C		
1	Frequency Range	2.0 to 18.0 GHz	2.0 to 18.0 GHz			Pass	PMI QA3
2	Nominal Gain*	26 dB	26.3 dB	26.2 dB	25.3 dB	Pass	
3	Gain Window	±4.0 dB (22 dB Min / 30 dB Max) (Relative to Nominal Gain)	Pass	Pass	Pass	Pass	
4	Gain Flatness*	±1.5 dB (Relative to Nominal Gain)	±0.6 dB	±0.6 dB	±0.5 dB	Pass	
5	Noise Figure ²	5.0 dB Max	3.4 dB	4.2 dB	4.0 dB	Pass	
6	OP1dB ²	+21 dBm Min +25 dBm Goal	24.0 dBm	24.2 dBm	23.6 dBm	Pass	
7	OIP2 ³	+37 dBm Min		46.3 dBm		Pass	
8	OIP3 ³	+30 dBm Min		36.1 dBm		Pass	
9	Input VSWR*	2.0:1 Max		1.3:1		Pass	
10	Output VSWR*	2.0:1 Max (2.0 to 15.0 GHz)		2.0:1		Pass	
		2.8:1 Max (15.0 to 18.0 GHz)		2.2:1		Pass	
11	DC Supply	+11 to +12.5 VDC @ 400 mA Goal, 450 mA Max	390 mA	410 mA	430 mA	Pass	PMI QA3

* Gain and Gain Flatness shall be measured with 100 MHz steps (201 Points Minimum)

² Noise Figure and OP1dB shall be measured with 1 GHz steps

³ OIP2 and OIP3 shall be measured with 2 GHz steps

QA/QC Approval: *a zimmerman*

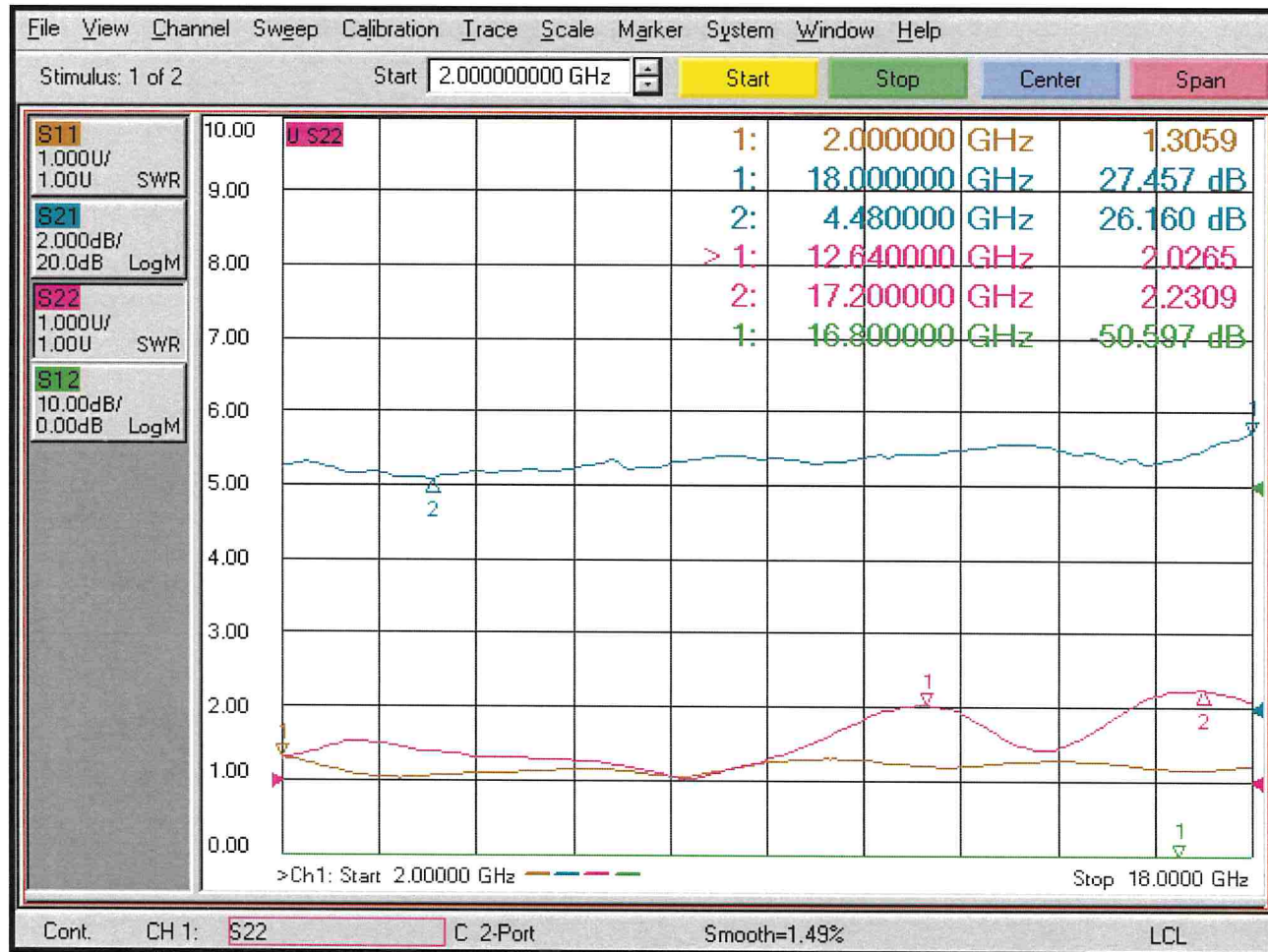
Date: 4-29-2021



SUMMARY TEST DATA ON PE2-26-2G18G-5-21-12-SFF-DP

PL32029/2116

GAIN / VSWR @ +25C

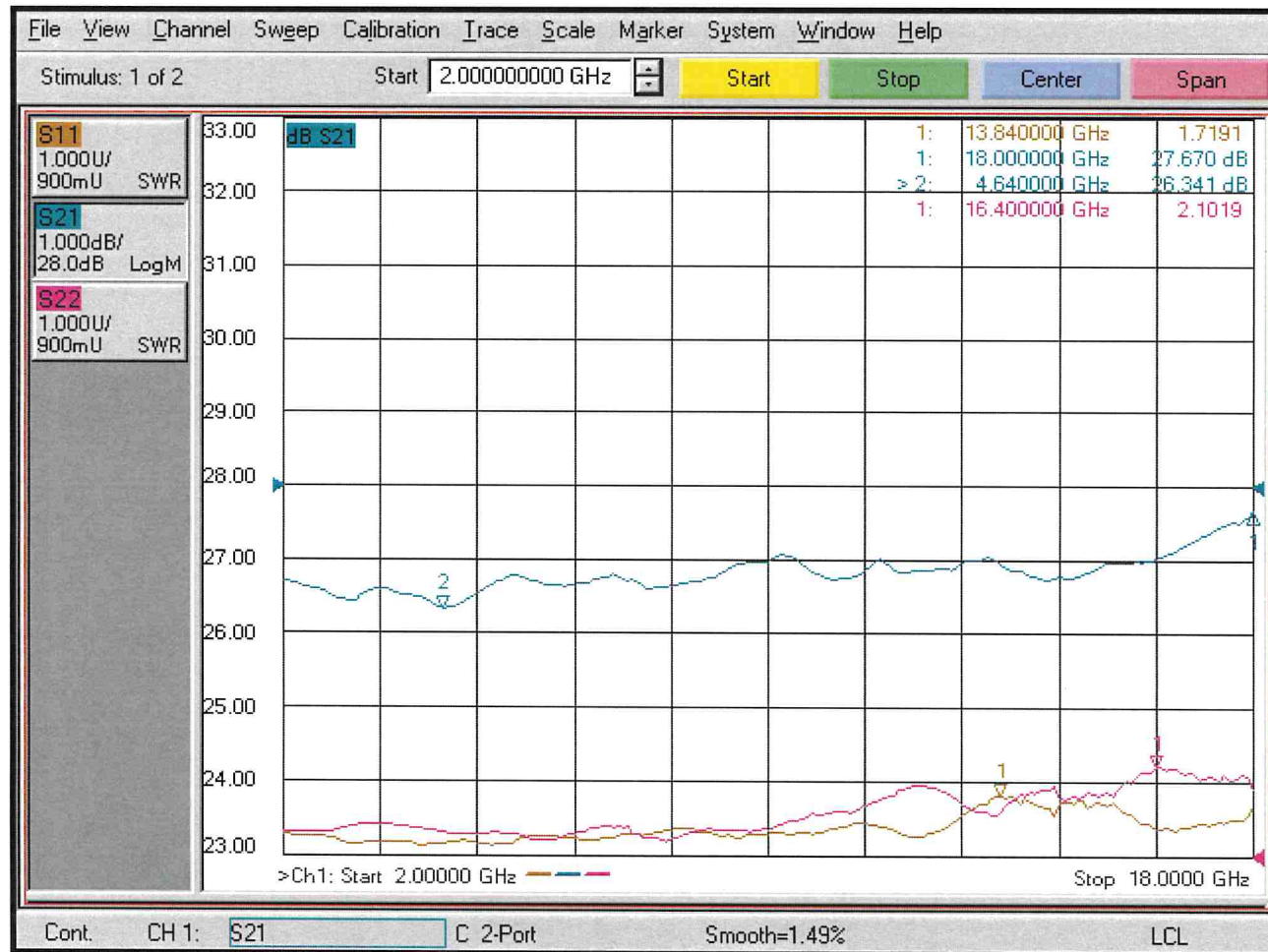




SUMMARY TEST DATA ON PE2-26-2G18G-5-21-12-SFF-DP

PL32029/2116

GAIN @ -55C



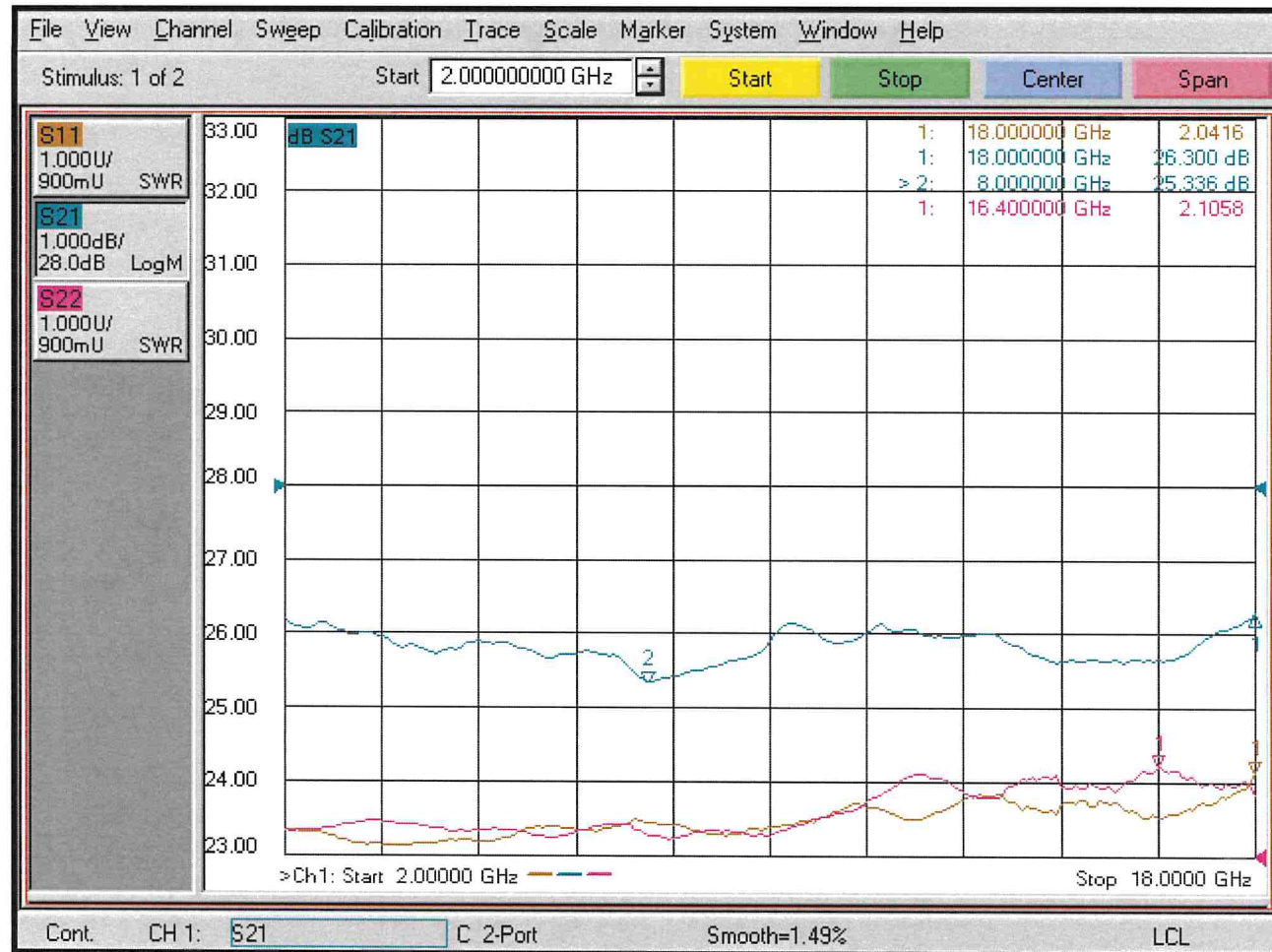
7311-F Grove Road, Frederick, MD 21704 USA
Phone: (301) 662-5019 Fax: (301) 662-1731
Email: sales@pmi-rf.com



SUMMARY TEST DATA ON PE2-26-2G18G-5-21-12-SFF-DP

PL32029/2116

GAIN @ +85C



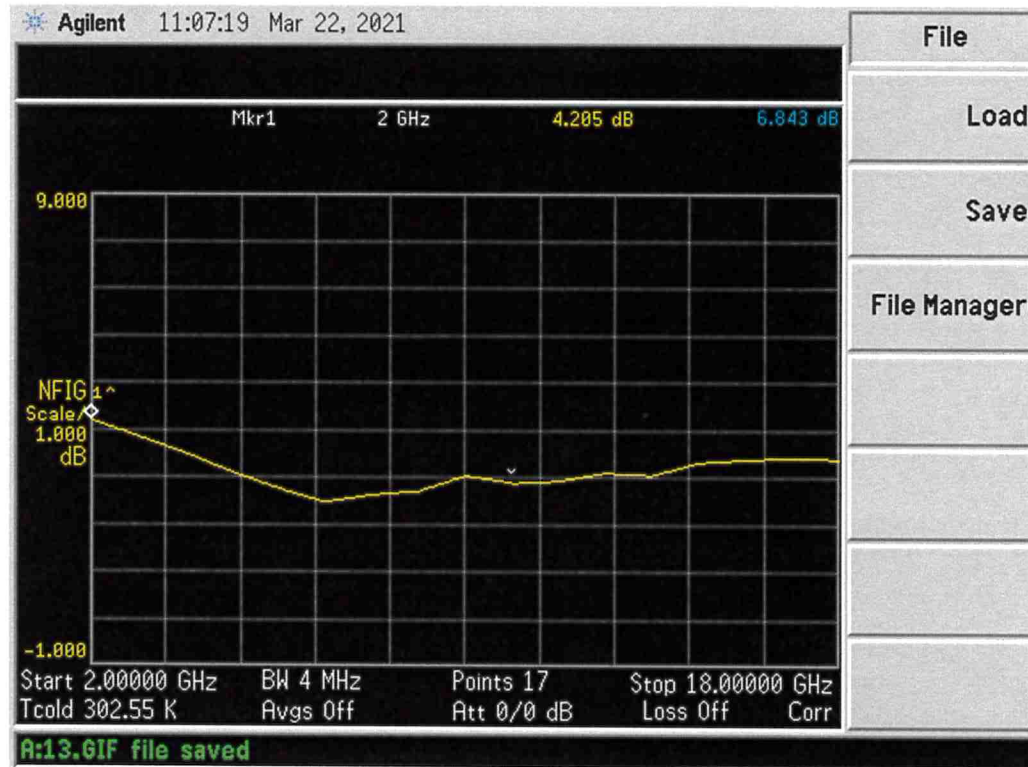
7311-F Grove Road, Frederick, MD 21704 USA
Phone: (301) 662-5019 Fax: (301) 662-1731
Email: sales@pmi-rf.com



SUMMARY TEST DATA ON PE2-26-2G18G-5-21-12-SFF-DP

PL32029/2116

NOISE FIGURE @ +25C



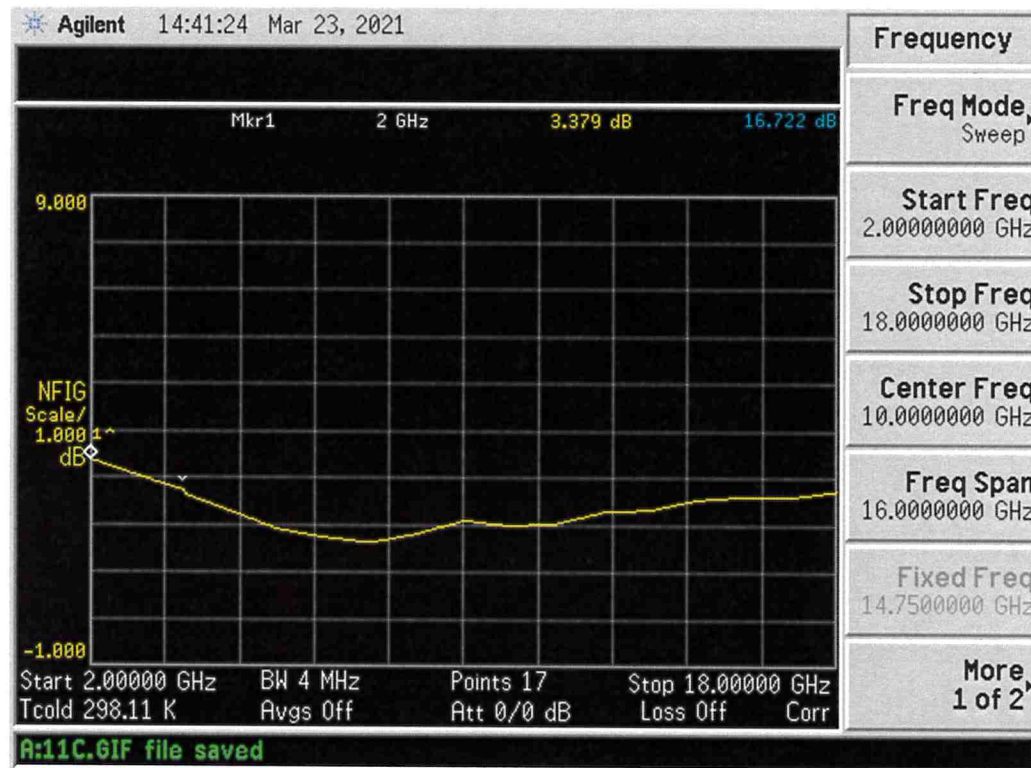
7311-F Grove Road, Frederick, MD 21704 USA
Phone: (301) 662-5019 Fax: (301) 662-1731
Email: sales@pmi-rf.com



SUMMARY TEST DATA ON PE2-26-2G18G-5-21-12-SFF-DP

PL32029/2116

NOISE FIGURE @ -55C



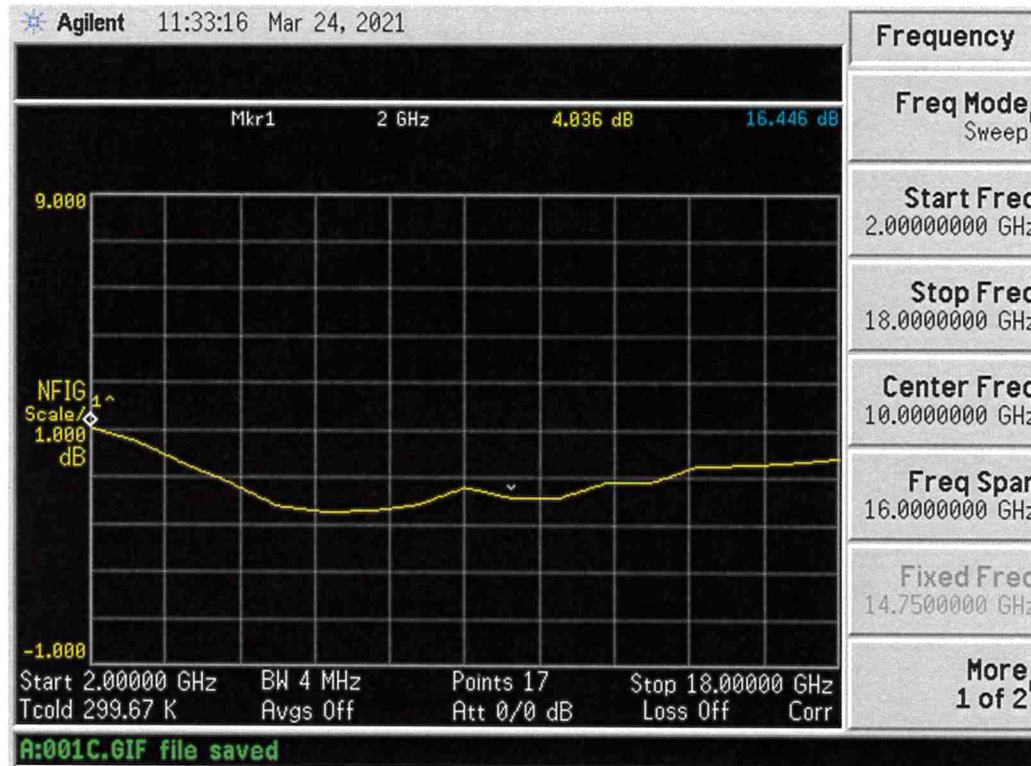
7311-F Grove Road, Frederick, MD 21704 USA
Phone: (301) 662-5019 Fax: (301) 662-1731
Email: sales@pmi-rf.com



SUMMARY TEST DATA ON PE2-26-2G18G-5-21-12-SFF-DP

PL32029/2116

NOISE FIGURE @ +85C



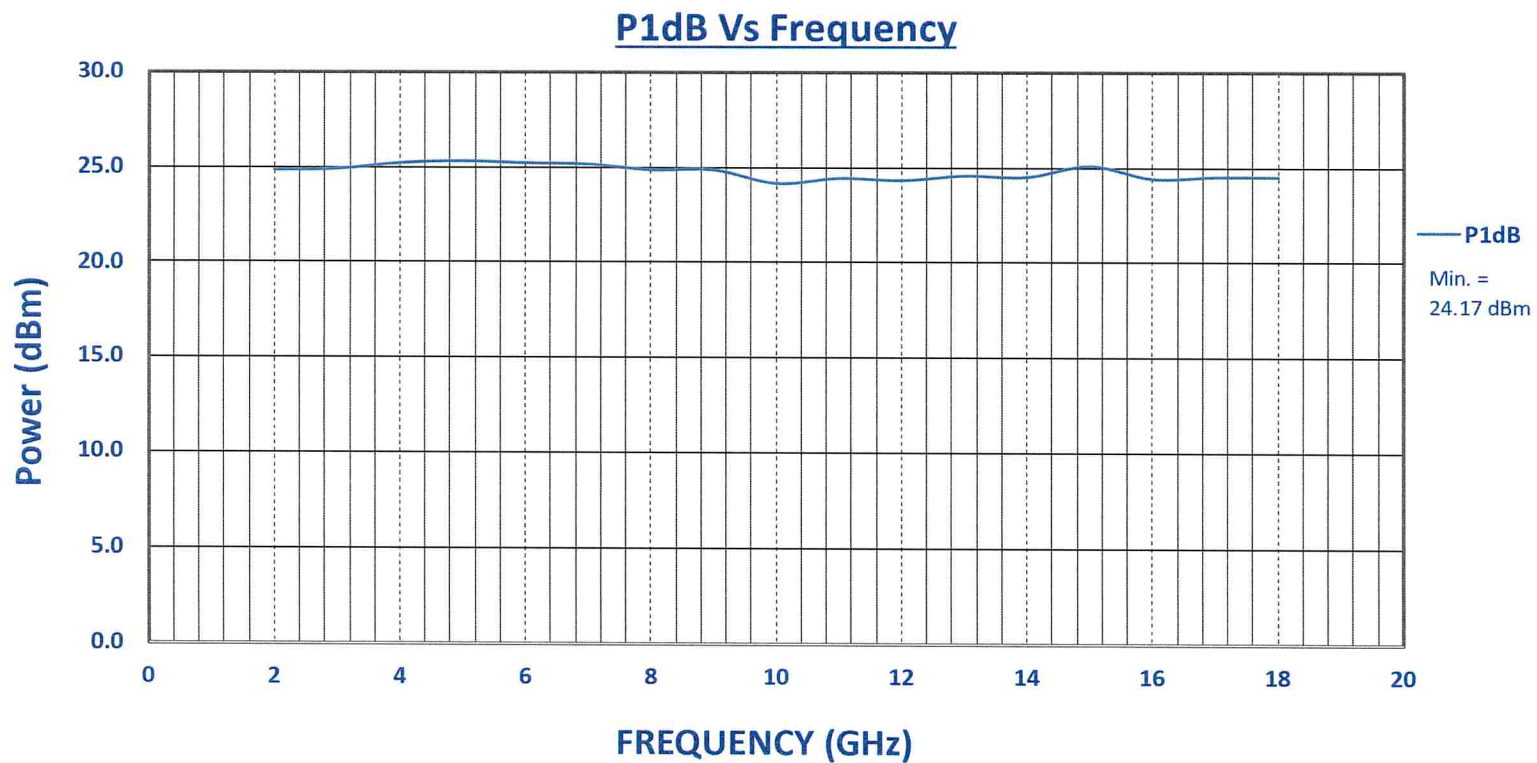
7311-F Grove Road, Frederick, MD 21704 USA
Phone: (301) 662-5019 Fax: (301) 662-1731
Email: sales@pmi-rf.com



SUMMARY TEST DATA ON PE2-26-2G18G-5-21-12-SFF-DP

PL32029/2116

P1db @ +25C



7311-F Grove Road, Frederick, MD 21704 USA
Phone: (301) 662-5019 Fax: (301) 662-1731
Email: sales@pmi-rf.com

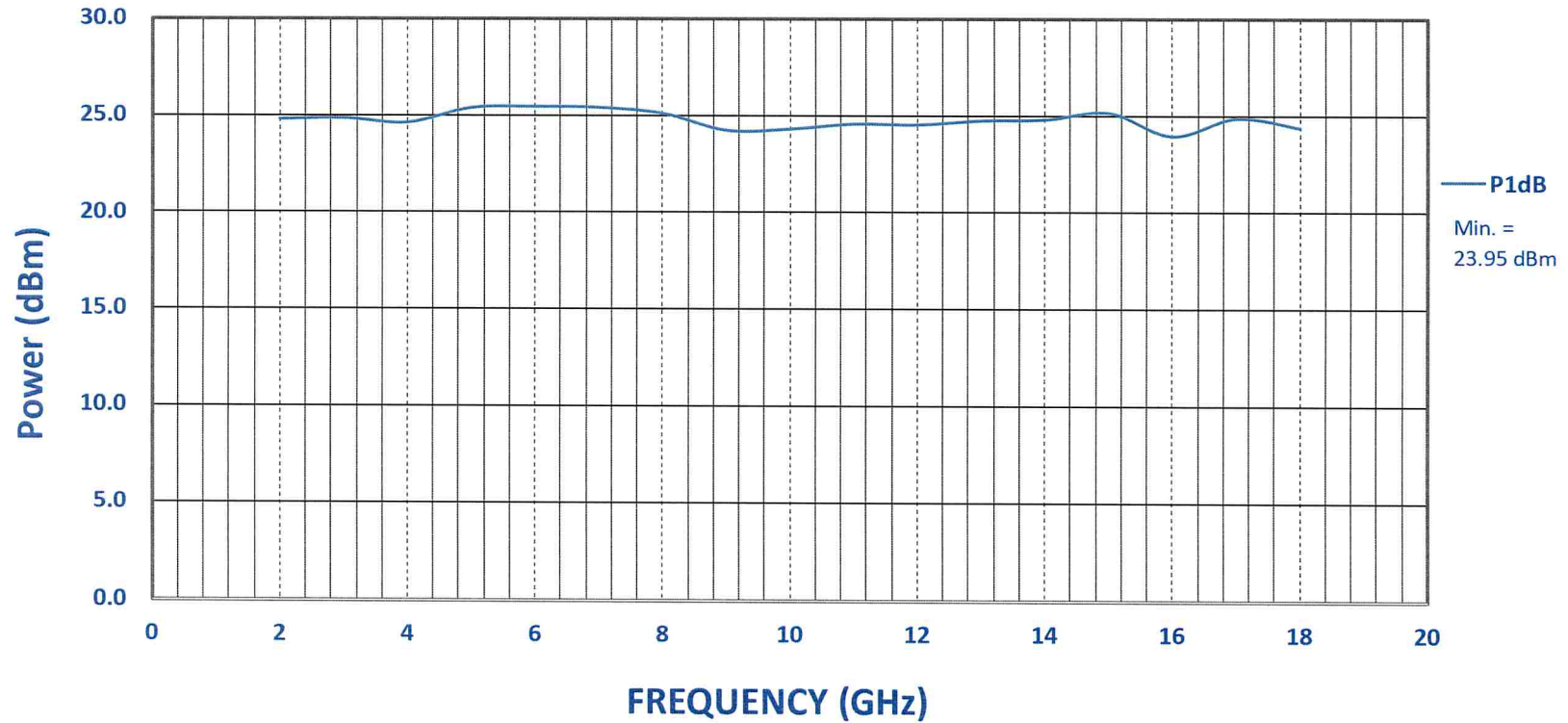


SUMMARY TEST DATA ON PE2-26-2G18G-5-21-12-SFF-DP

PL32029/2116

P1db @ -55C

P1dB Vs Frequency



7311-F Grove Road, Frederick, MD 21704 USA
Phone: (301) 662-5019 Fax: (301) 662-1731
Email: sales@pmi-rf.com

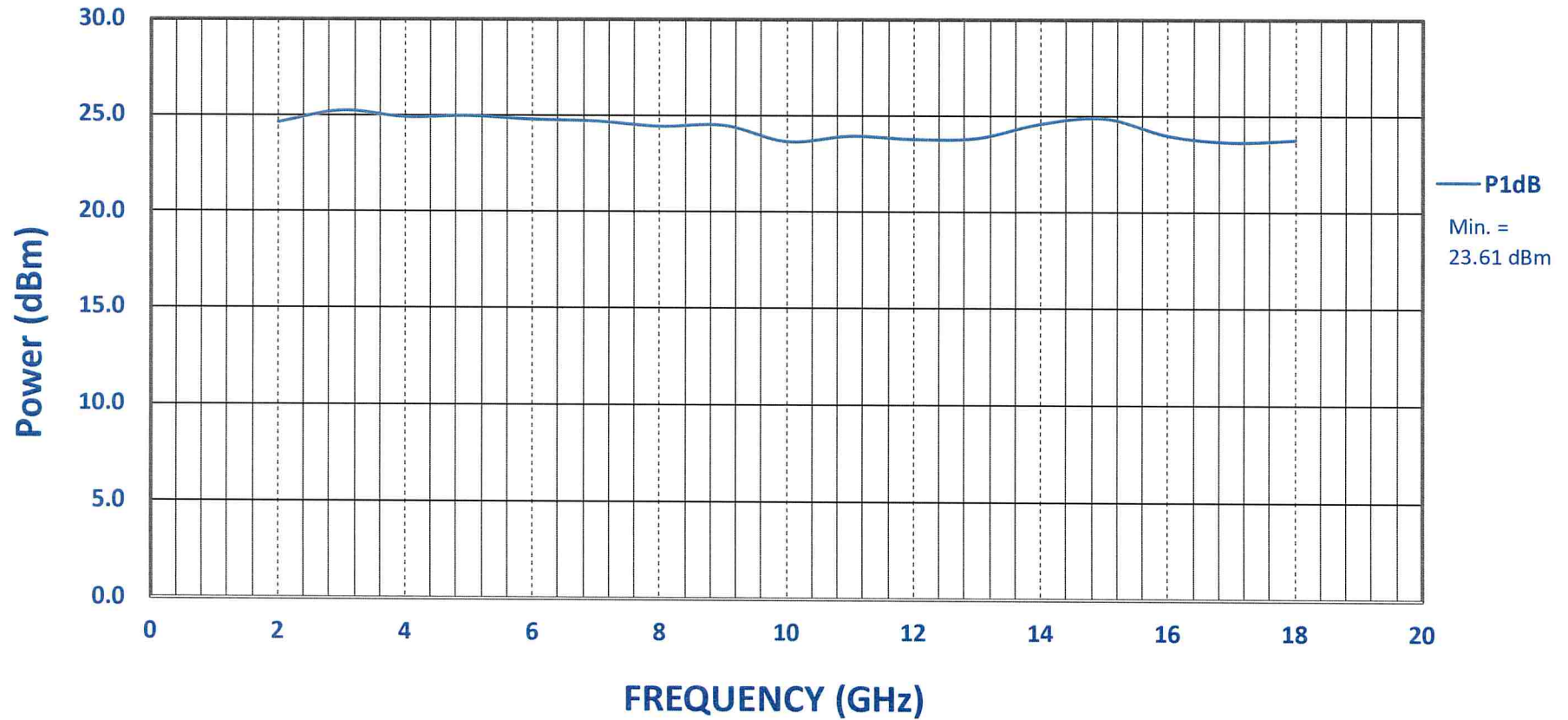


SUMMARY TEST DATA ON PE2-26-2G18G-5-21-12-SFF-DP

PL32029/2116

P1db @ +85C

P1dB Vs Frequency



7311-F Grove Road, Frederick, MD 21704 USA
Phone: (301) 662-5019 Fax: (301) 662-1731
Email: sales@pmi-rf.com



SUMMARY TEST DATA ON PE2-26-2G18G-5-21-12-SFF-DP

PL32029/2116

<u>Freq</u>	<u>IP3</u>	<u>IP2</u>
2000	41.735	70.67
4000	40.99	61.51
6000	41.29	62.83
8000	40.29	62.16
10000	40.225	51.99
12000	38.93	46.33
14000	37.685	48.67
16000	36.63	46.5
18000	36.06	49.17

7311-F Grove Road, Frederick, MD 21704 USA
Phone: (301) 662-5019 Fax: (301) 662-1731
Email: sales@pmi-rf.com