



**SUMMARY TEST DATA
ON
P6T-2G18G-60-T-512-SFF-LV-SP**

PL32151/2117

Customer: _____ Tested By: L. McGraw
 SO No: _____ Temperature: +25°C
 Model No: P6T-2G18G-60-T-512-SFF-LV-SP Date: 04/30/21
 Serial No: PL32151/2117 Drawing No: 27620059 Rev: A1

TEST. ITEM NO	PARAMETERS	SPECIFIED VALUE	TEST RESULTS	QA QC
1	Frequency Range:	2 GHz to 18 GHz	2 GHz to 18 GHz	PMI QA 2
2	Insertion Loss:	4.0dB Max	3.9dB (See Plot)	
3	Insertion Loss Tracking between all ports:	0.8dB Window Max	0.19dB (See Plot)	
4	Isolation:	60dB Min	70dB (See Plot)	
5	VSWR:	2.0:1 Max	1.98:1 (See Plot)	
6	Impedance:	50 Ohms	50 Ohms	
7	Input Power:	23dBm CW Max (Operating) 27dBm CW Max (Survival)	23dBm CW Max (Operating) 27dBm CW Max (Survival)	
8	Switching Speed:	50ns Max On - (50% TTL to 90% RF) Off - (50% TTL to 10% RF)	30ns (See Typical Characteristics)	
9	Switching Rate PRF:	5MHz	5MHz	
10	Video Leakage:	50mV Peak to Peak Max Measured at 300MHz BW	2mV (See Typical Characteristics)	
11	Control:	6 Line Independent TTL "0" - 1.6mA Max @ 0.4V (IL) "1" - 40uA Max @ 2.4V (Isol)	Pass	
12	DC Supply:	+5VDC @ 300mA Typ -12VDC @ 100mA Typ	121mA 33mA	PMI QA 2

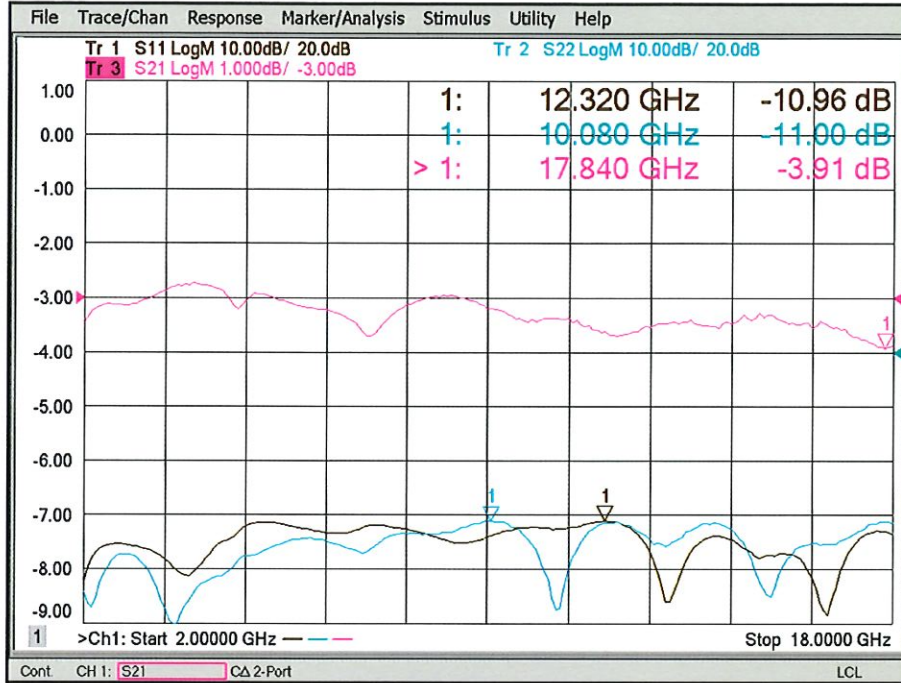
QA/QC Approval:  PMI QA 2 Date: 4/30/21



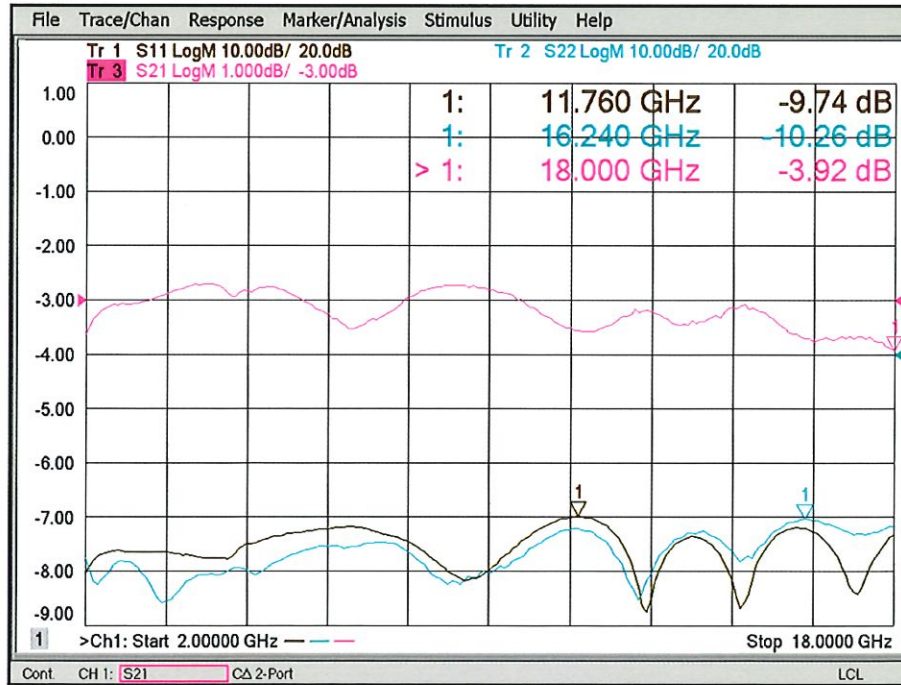
**SUMMARY TEST DATA
ON
P6T-2G18G-60-T-512-SFF-LV-SP**

PL32151/2117

Insertion Loss and Return Loss (J1 – J2)



Insertion Loss and Return Loss (J1 – J3)

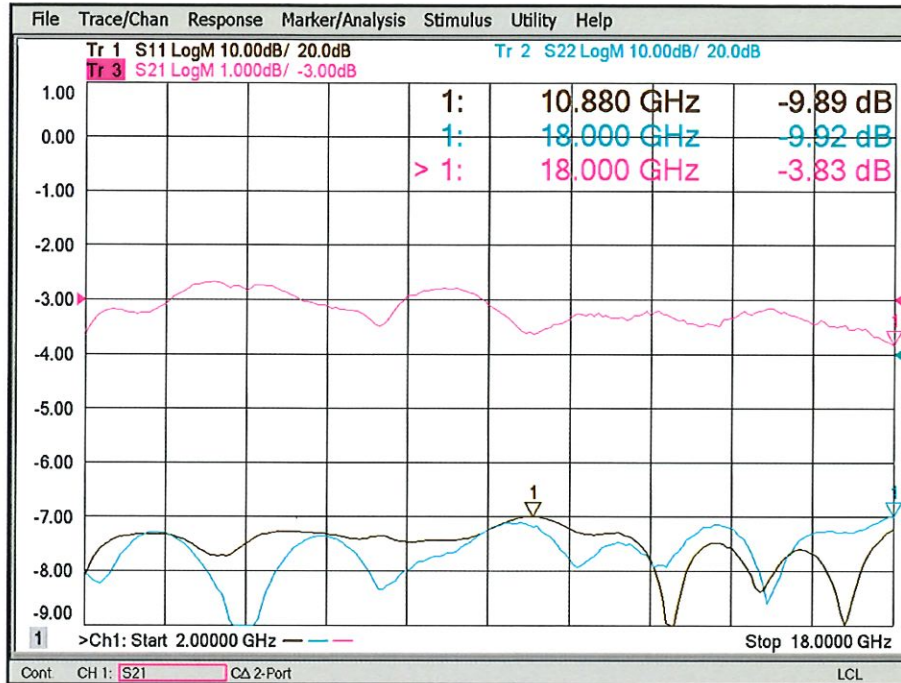




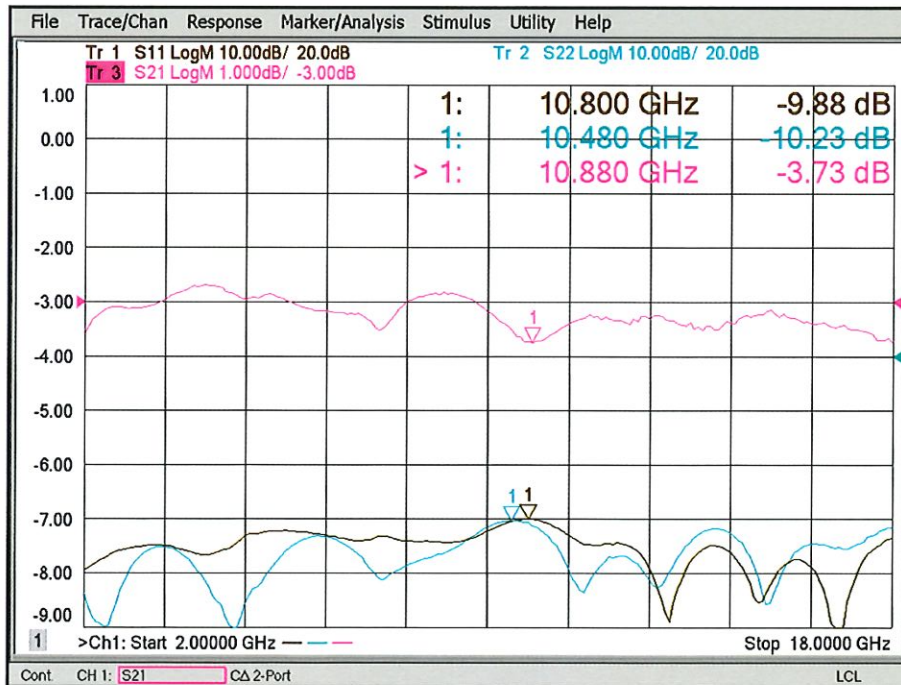
**SUMMARY TEST DATA
ON
P6T-2G18G-60-T-512-SFF-LV-SP**

PL32151/2117

Insertion Loss and Return Loss (J1 – J4)



Insertion Loss and Return Loss (J1 – J5)

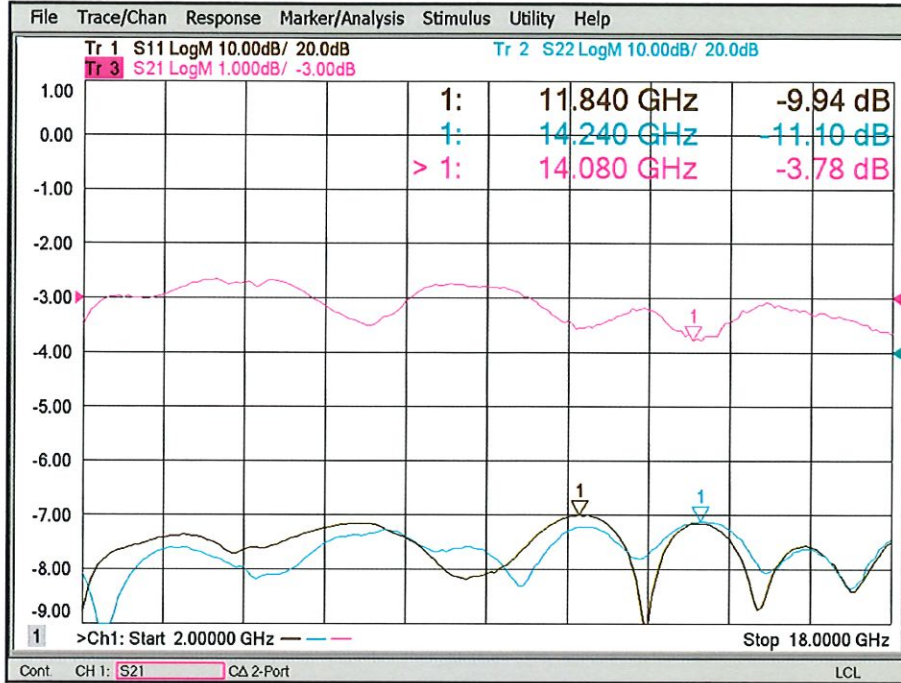




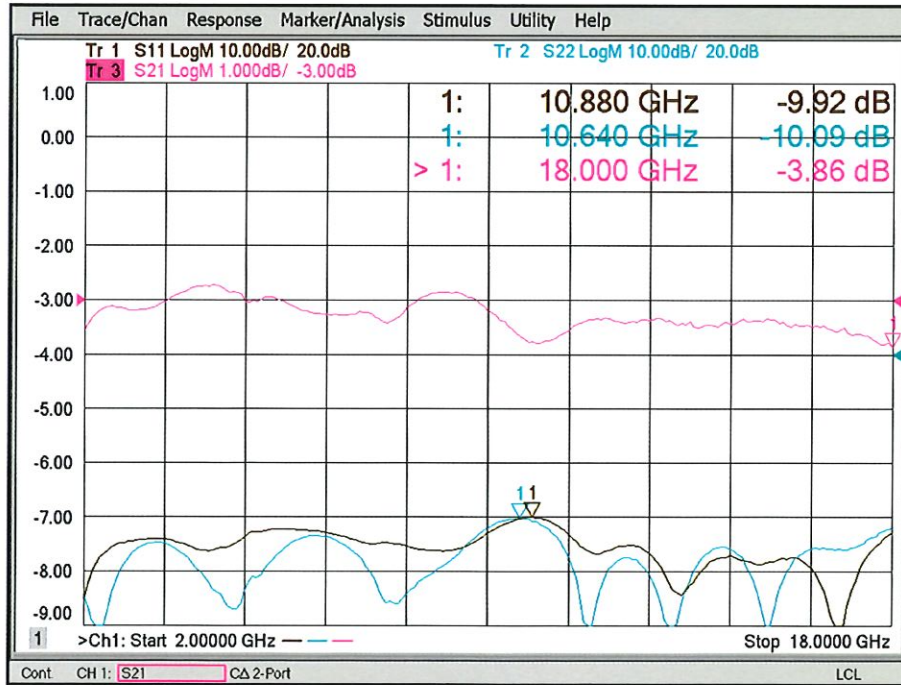
**SUMMARY TEST DATA
ON
P6T-2G18G-60-T-512-SFF-LV-SP**

PL32151/2117

Insertion Loss and Return Loss (J1 – J6)



Insertion Loss and Return Loss (J1 – J7)

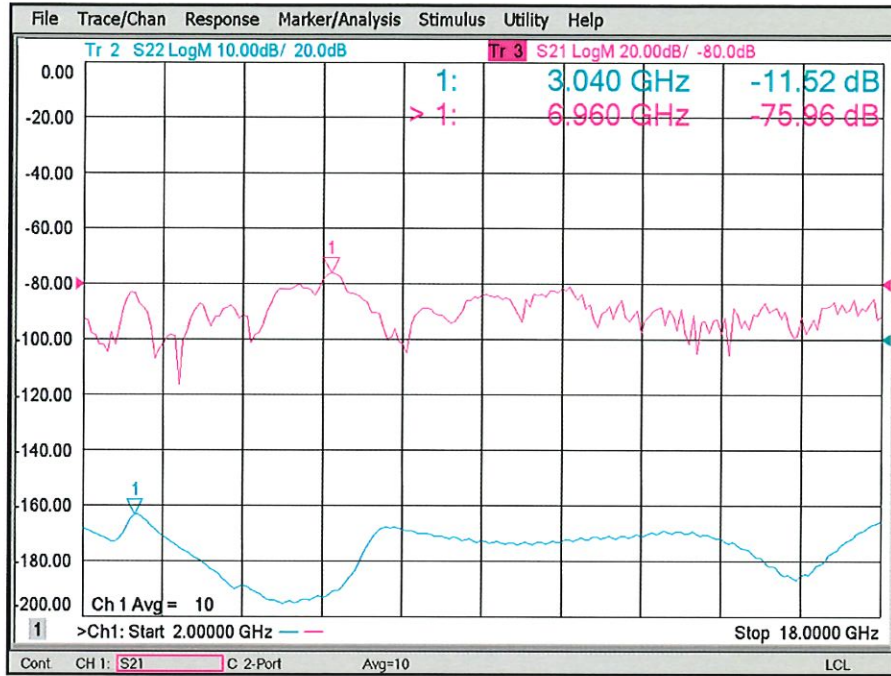




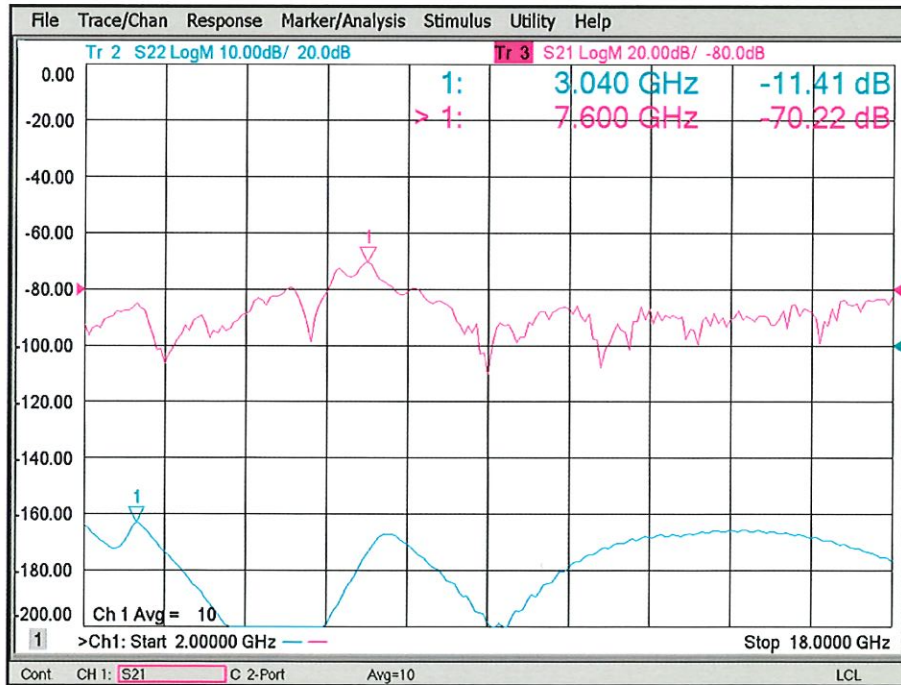
**SUMMARY TEST DATA
ON
P6T-2G18G-60-T-512-SFF-LV-SP**

PL32151/2117

Isolation and Termination (J1 –J2)



Isolation and Termination (J1 –J3)

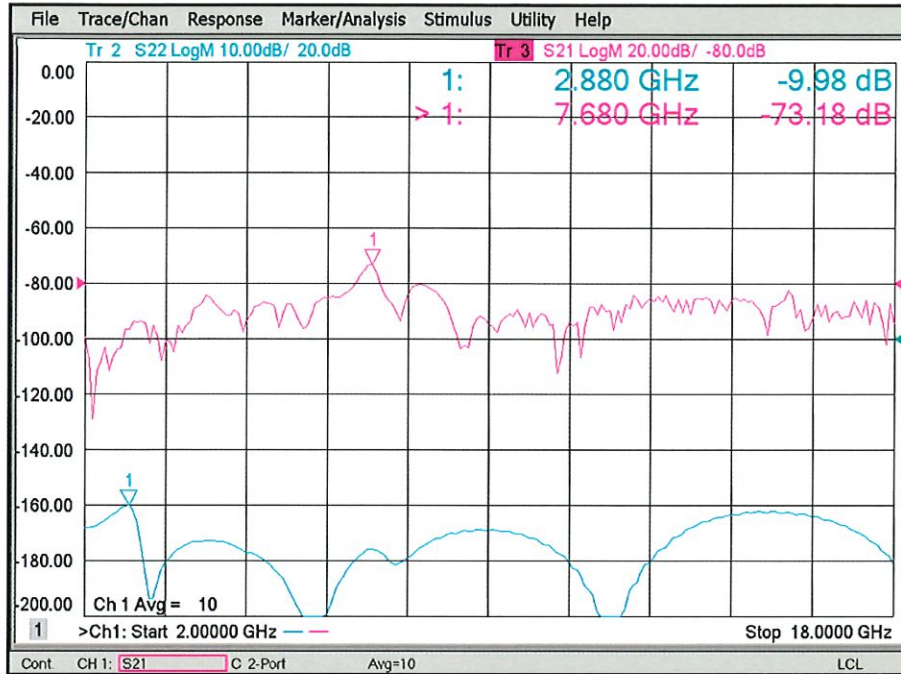




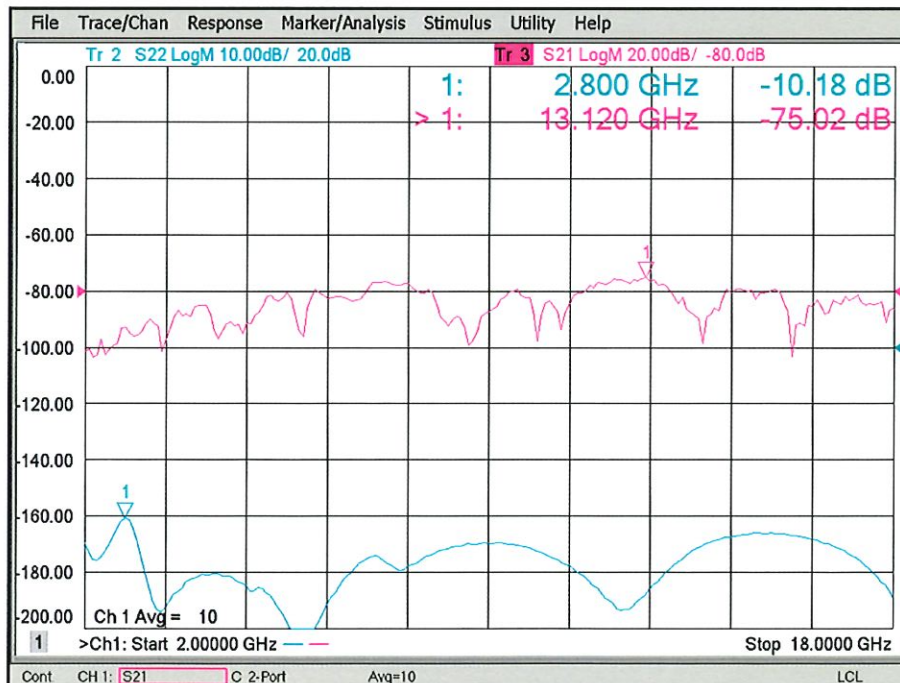
**SUMMARY TEST DATA
ON
P6T-2G18G-60-T-512-SFF-LV-SP**

PL32151/2117

Isolation and Termination (J1 –J4)



Isolation and Termination (J1 –J5)

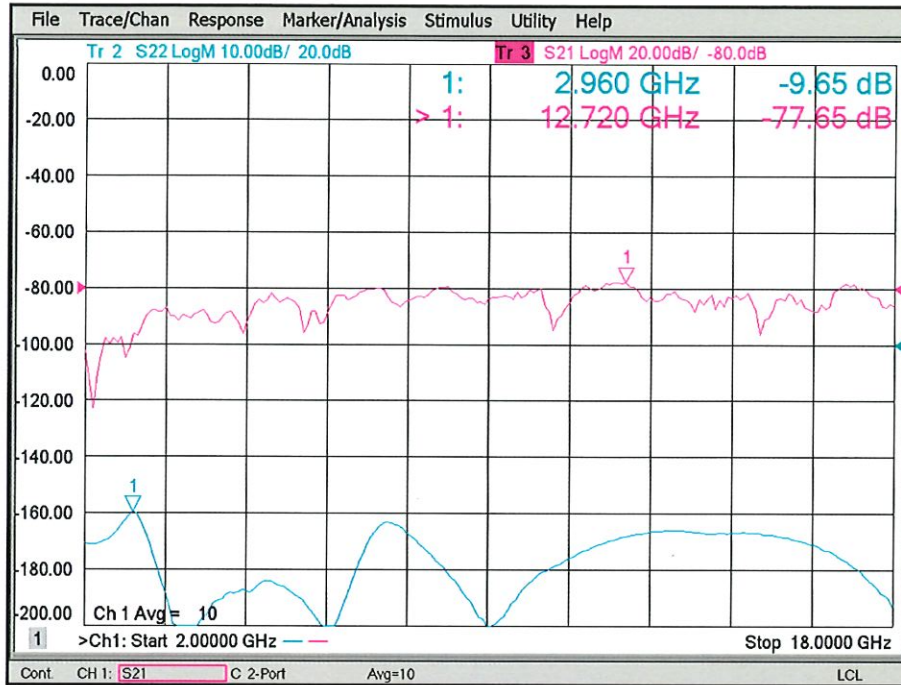




SUMMARY TEST DATA ON P6T-2G18G-60-T-512-SFF-LV-SP

PL32151/2117

Isolation and Termination (J1 –J6)



Isolation and Termination (J1 –J7)

