



Summary Data For PS-2G18G-360-12D-TS

Customer: _____ Tested By: Y. Li
SO No: _____ Temperature: +25°C
Model No: PS-2G18G-360-12D-TS Date 10/11/2023
Serial No: PL32191/2117 Drawing No: 27635120 Rev: A1

TEST ITEM NO	PARAMETERS	SPECIFIED VALUE	TEST RESULTS	QA QC
1	Frequency Range	2.0 GHz to 18.0 GHz	2.0 GHz to 18.0 GHz	PMI QA1
2	Phase Range	360°	360°	
3	RF Input Power	20 dBm CW, 1W MAX	Pass (See Typical Characteristics)	
4	Insertion Loss	18 dB Max	16.67 dB	
5	VSWR	2.2:1 MAX	1.9:1	
6	Phase vs. Frequency	±15.0° TYP.	±15.43° MAX	
7	Control Logic	8 BIT TTL Compatible.	Verified	
8	Control Slopes	Linear	Verified	
9	Switching Speed	500 nSec MAX.	410 nsec TYP (See Typical Characteristics)	
10	Power Supply	+12 to +15V @ 100 mA -12 to -15V @ 100 mA	+15 @ 50 mA -15 @ 80 mA	PMI QA1

QA Signature:  PMI QA1 Date: 1/4/24



Summary Data For PS-2G18G-360-12D-TS

PL32191/2117

Phase State Legend

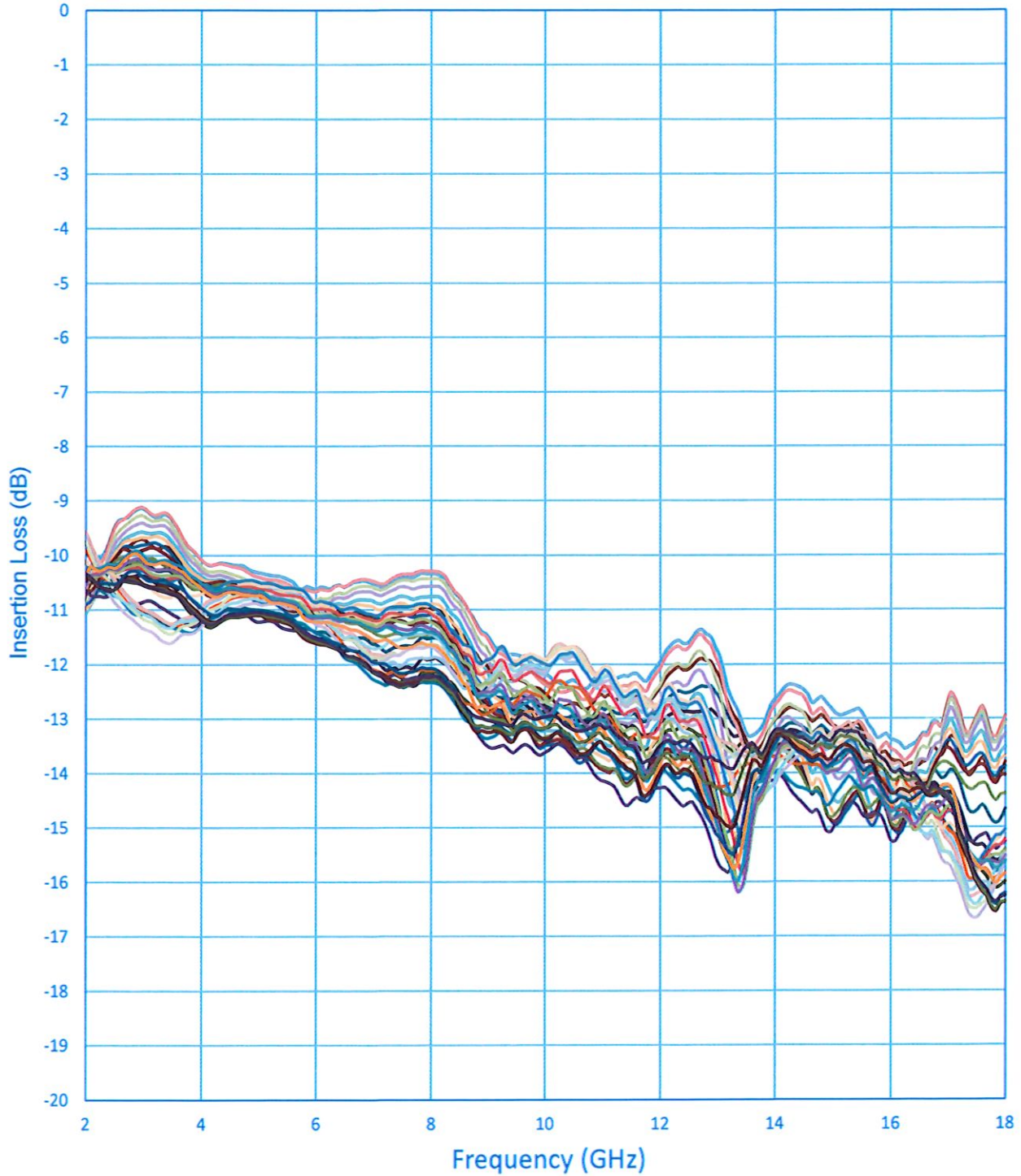
Phase 0 (0 °)	Phase 1 (11.25 °)	Phase 2 (22.5 °)	Phase 3 (33.75 °)
Phase 4 (45 °)	Phase 5 (56.25 °)	Phase 6 (67.5 °)	Phase 7 (78.75 °)
Phase 8 (90 °)	Phase 9 (101.25 °)	Phase 10 (112.5 °)	Phase 11 (123.75 °)
Phase 12 (135 °)	Phase 13 (146.25 °)	Phase 14 (157.5 °)	Phase 15 (168.75 °)
Phase 16 (180 °)	Phase 17 (191.25 °)	Phase 18 (202.5 °)	Phase 19 (213.75 °)
Phase 20 (225 °)	Phase 21 (236.25 °)	Phase 22 (247.5 °)	Phase 23 (258.75 °)
Phase 24 (270 °)	Phase 25 (281.25 °)	Phase 26 (292.5 °)	Phase 27 (303.75 °)
Phase 28 (315 °)	Phase 29 (326.25 °)	Phase 30 (337.5 °)	Phase 31 (348.75 °)



**Summary Data
For
PS-2G18G-360-12D-TS**

PL32191/2117

Insertion Loss Vs. Frequency



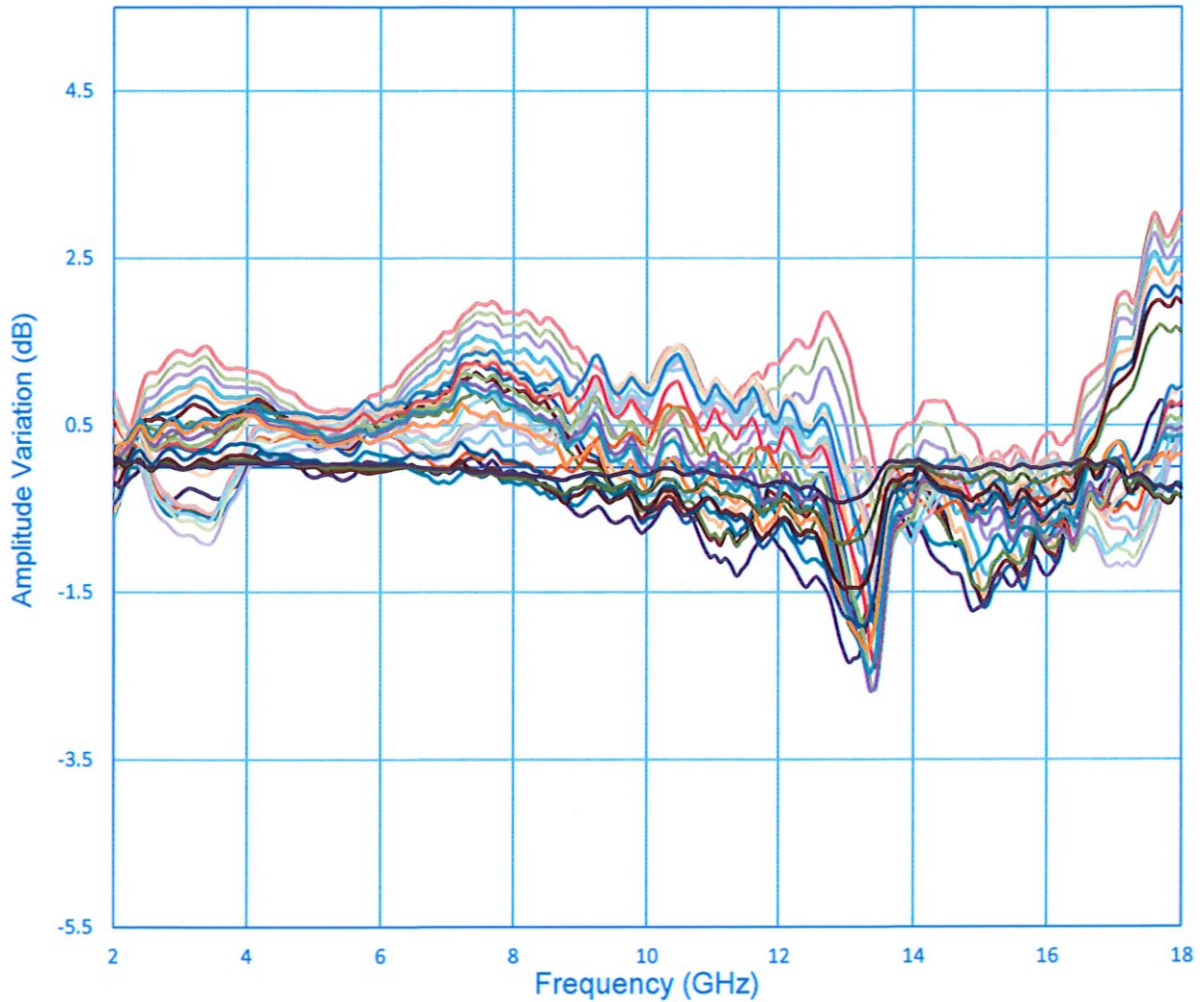
7309-F Grove Road Frederick, MD 21704 USA
Phone: (301)662-5019 Fax: (301)662-1731
Website: www.pmi-rf.com Email: sales@pmi-rf.com



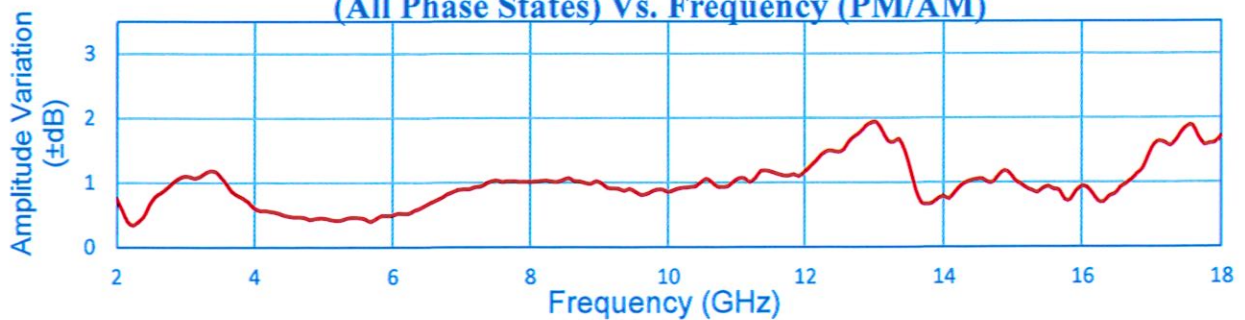
Summary Data For PS-2G18G-360-12D-TS

PL32191/2117

Amplitude Vs. Frequency (PM/AM)



Maximum Amplitude Variation From Center (All Phase States) Vs. Frequency (PM/AM)



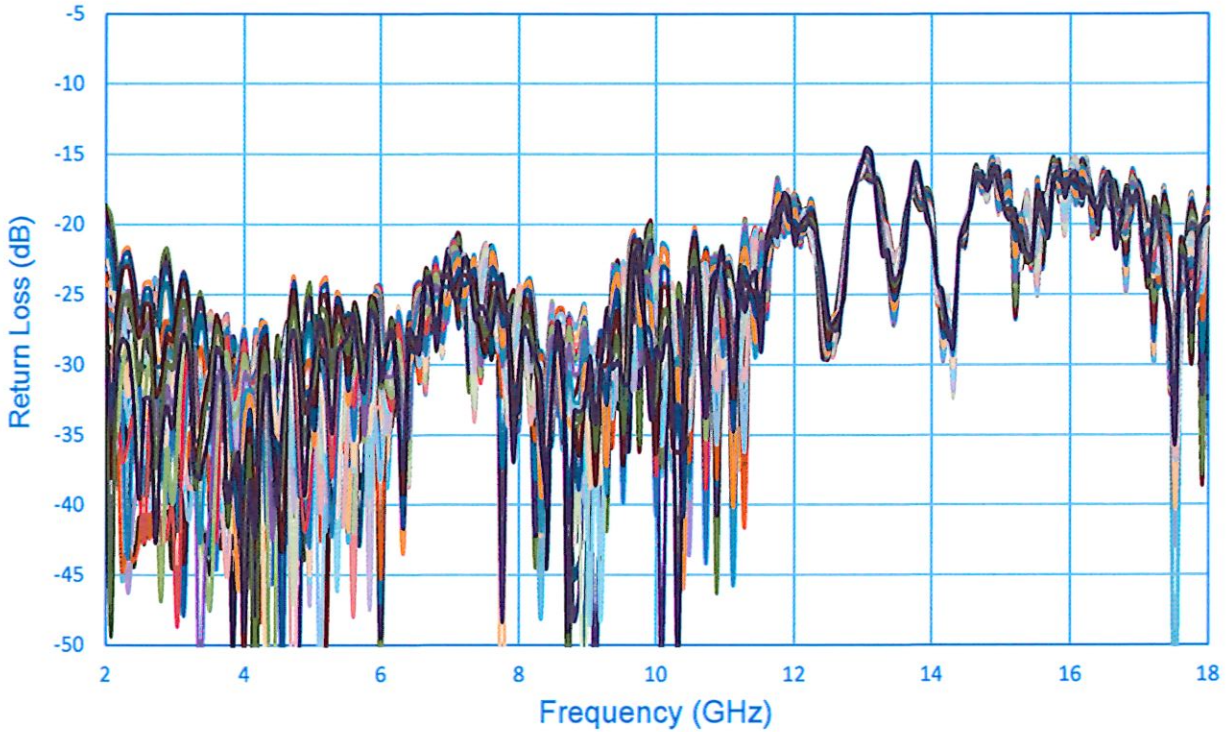
7309-F Grove Road Frederick, MD 21704 USA
Phone: (301)662-5019 Fax: (301)662-1731
Website: www.pmi-rf.com Email: sales@pmi-rf.com



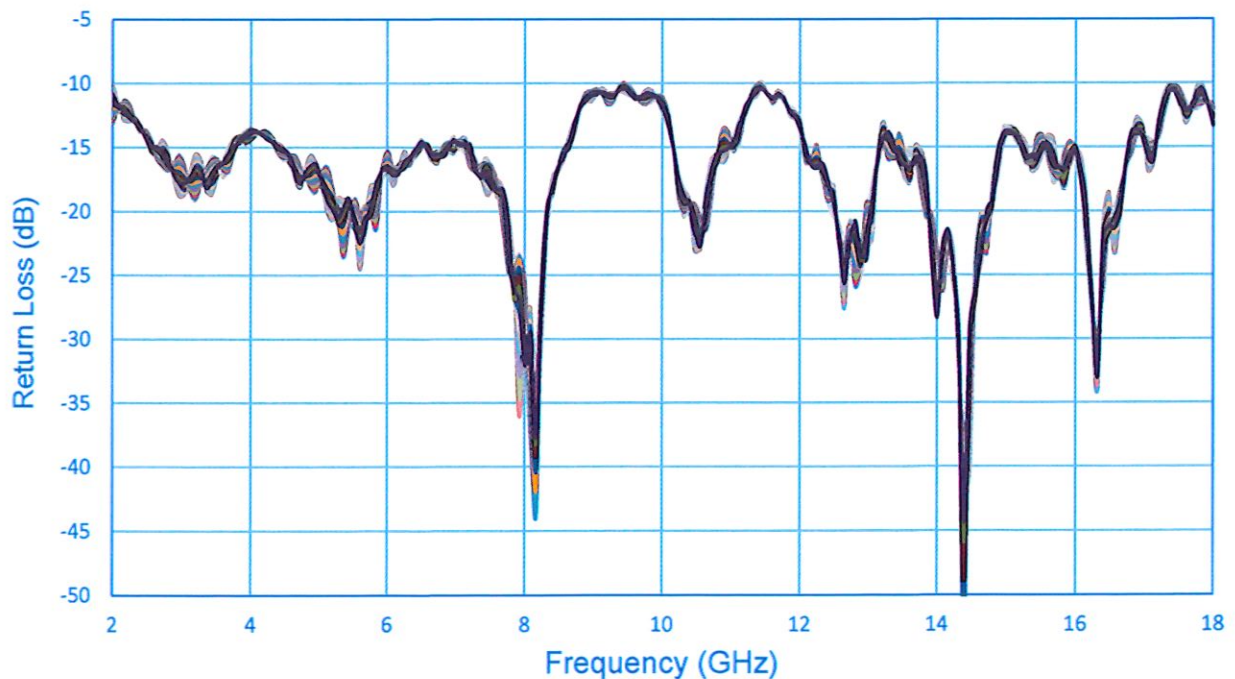
Summary Data For PS-2G18G-360-12D-TS

PL32191/2117

Input Return Loss Vs. Frequency



Output Return Loss Vs. Frequency

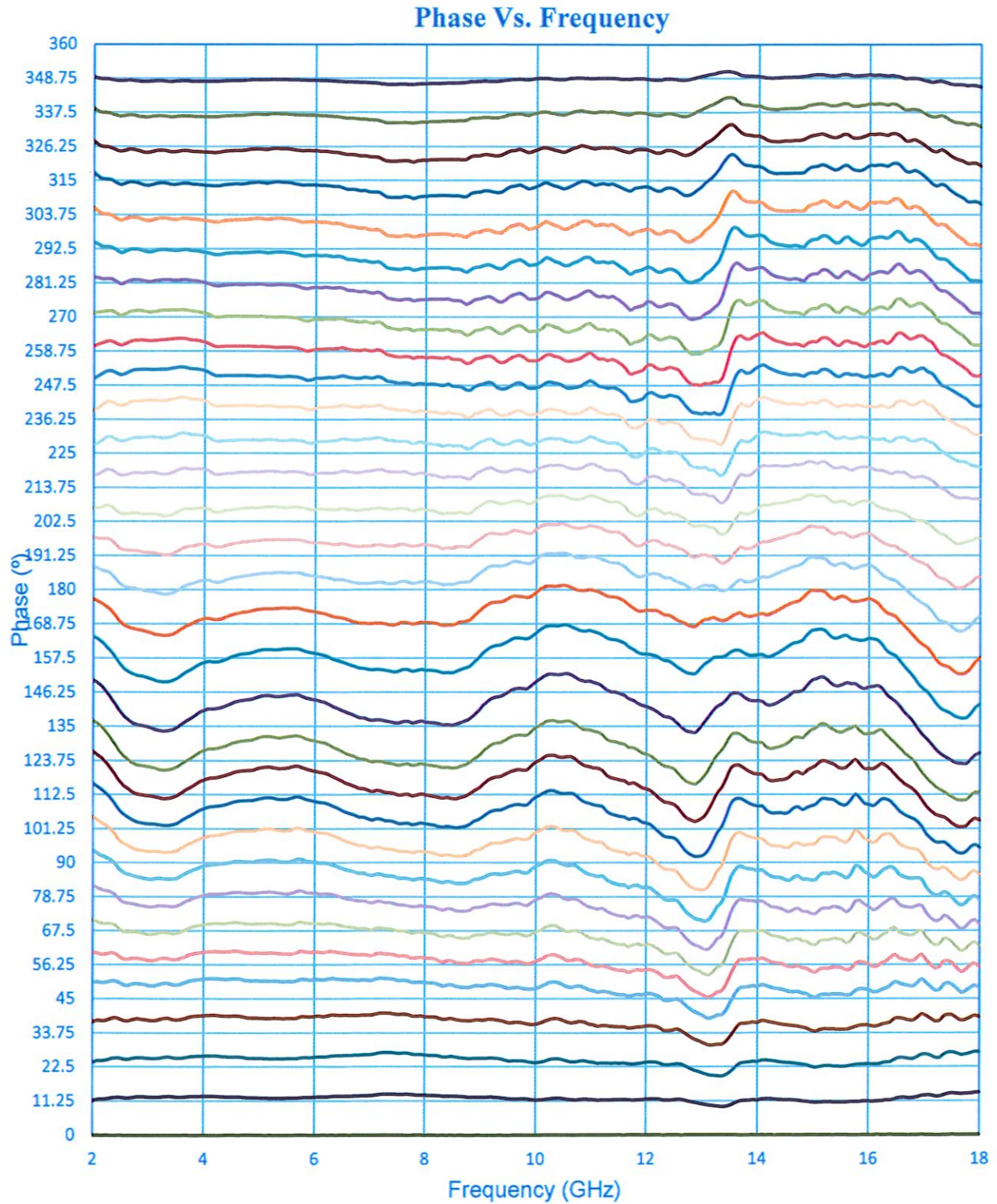


7309-F Grove Road Frederick, MD 21704 USA
Phone: (301)662-5019 Fax: (301)662-1731
Website: www.pmi-rf.com Email: sales@pmi-rf.com



Summary Data For PS-2G18G-360-12D-TS

PL32191/2117

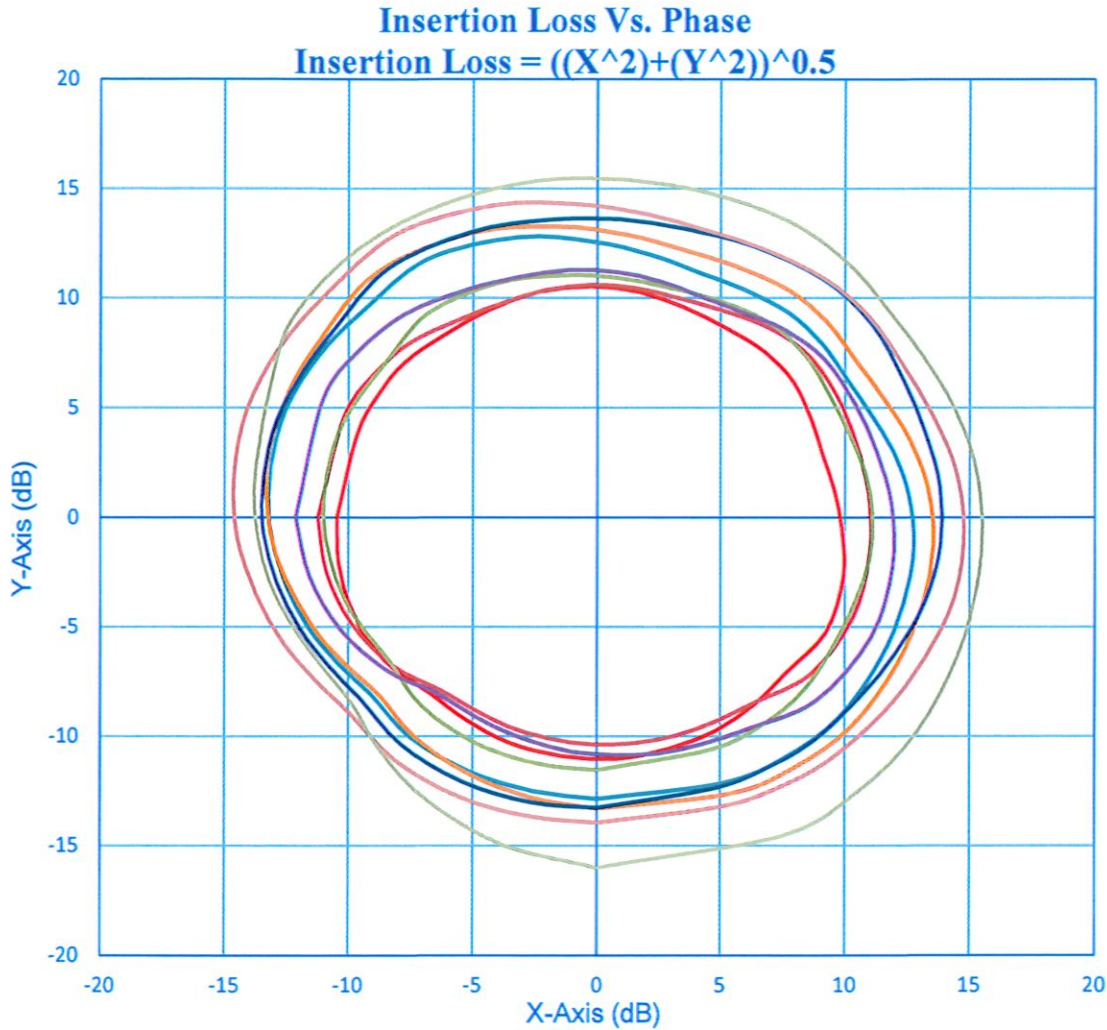


7309-F Grove Road Frederick, MD 21704 USA
Phone: (301)662-5019 Fax: (301)662-1731
Website: www.pmi-rf.com Email: sales@pmi-rf.com

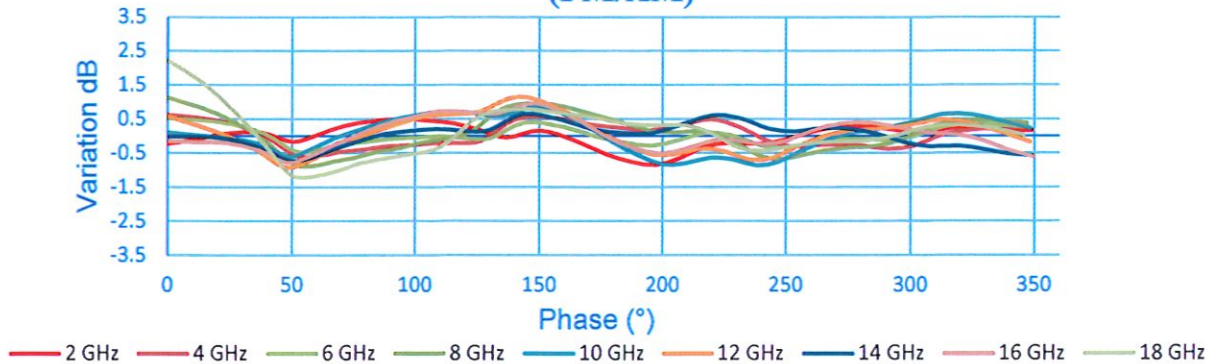


Summary Data For PS-2G18G-360-12D-TS

PL32191/2117



Amplitude Linearity Vs. Phase (PM/AM)





**Summary Data
For
PS-2G18G-360-12D-TS**

Phase Over Control Value At 10 GHz

