



**SUMMARY TEST DATA
ON
P2T-500M18G-50-T-SFF-I-SP**

Customer: _____
 SO No: _____
 Model No: P2T-500M18G-50-T-SFF-I-SP
 Serial No: PL32215/2117

Tested By: Bryan K.
 Temperature: +25° C
 Date: 4/30/2021
 Drawing No: 27619983 Rev: A1

TEST ITEM NO.	PARAMETERS	SPECIFIED VALUE	TEST RESULTS	QA QC	
1	Frequency Range:	0.5 to 18.0 GHz	0.5 to 18.0 GHz	PMI QA 2	
2	Insertion Loss:	2.8 dB Max.	2.6 dB See Plot		
3	Isolation:	50 dB Min.	51.8 dB See Plot		
4	VSWR:	1.9:1 Max.	1.8:1 See Plot		
5	Input Power:	+23 dBm CW Max.	Pass See Typical Characteristics		
6	Switching Speed:	50 ns Max.	<40 ns See Typical Characteristics		
7	Controls: CTL1=J2 CTL2=J3	TTL "0" → Insertion Loss TTL "1" → Isolation	Pass		
8	DC Supply:	+5 VDC @ 80 mA -12 VDC @ 80 mA	30 mA 80 mA		PMI QA 2

QA/QC Approval:  PMI QA 2

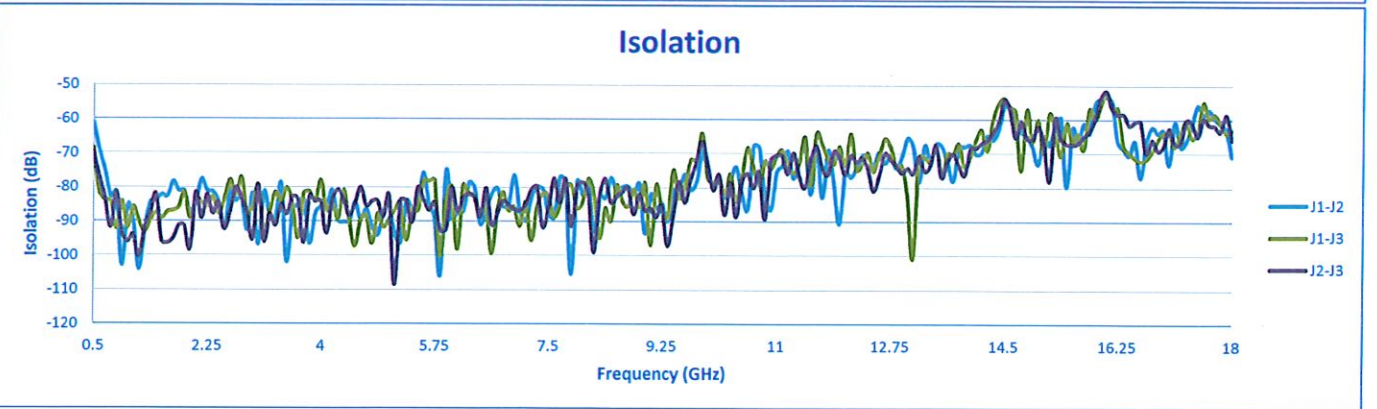
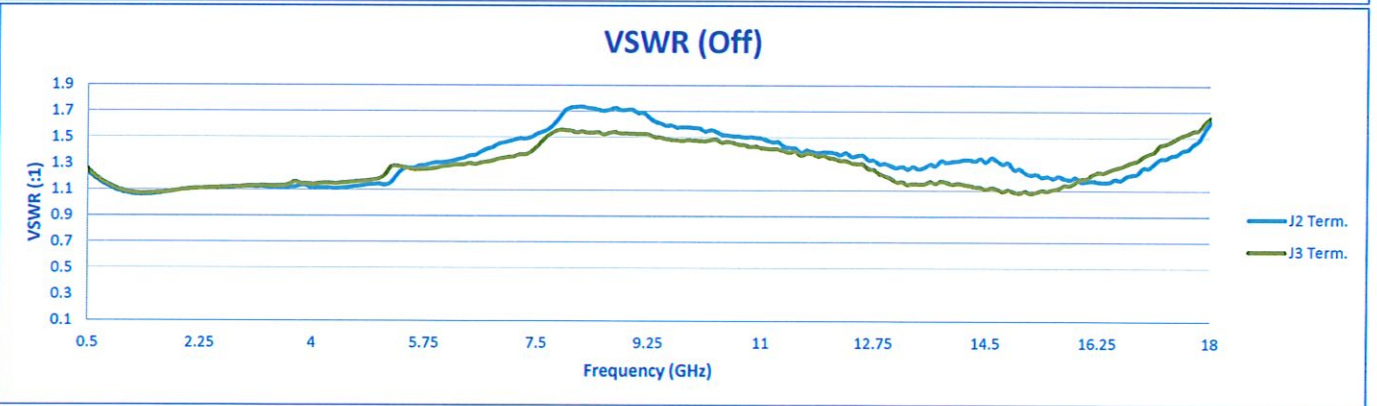
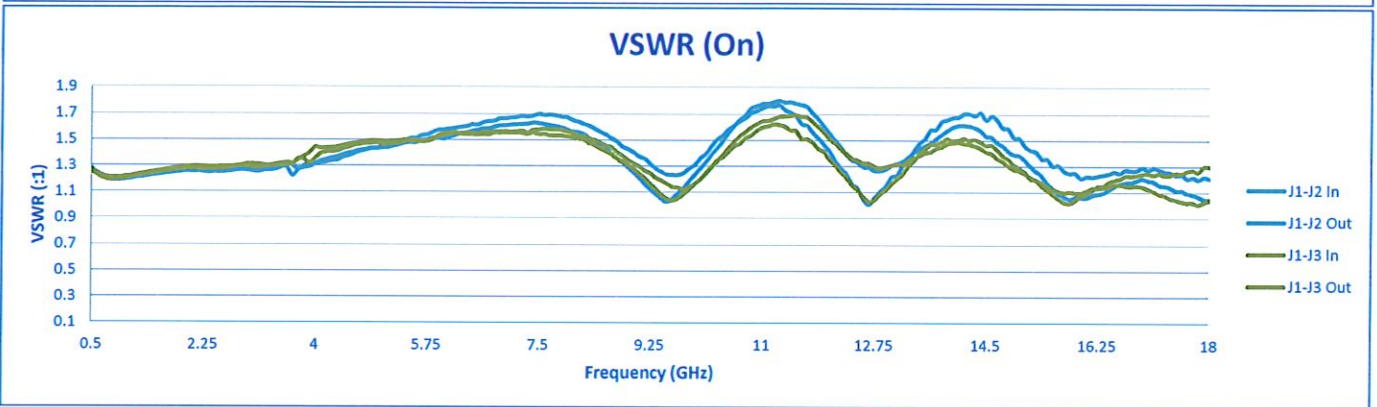
Date: 4/30/21

7311-F Grove Road Frederick, MD 21704 USA Phone: (301)662-5019 Fax: (301)662-1731
 Email: sales@pmi-rf.com



SUMMARY TEST DATA ON P2T-500M18G-50-T-SFF-I-SP

PL32215/2117



7311-F Grove Road Frederick, MD 21704 USA Phone: (301)662-5019 Fax: (301)662-1731
Email: sales@pmi-rf.com