



**SUMMARY TEST DATA
ON
TCDRO-12G-CD-1**

Serial No. PL32942/2128

Customer : _____ Tested By: **Joel Alexis**
SO No: _____ Temperature: **+25°C**
Model No: **TCDRO-12G-CD-1** Date: **7/13/2021**
Serial No: **PL32942/2128** Drawing No: **27434760** Rev **A1**

TEST. ITEM NO	PARAMETERS	SPECIFIED VALUE	TEST RESULTS	QA QC
1	Center Frequency:	12 GHz	12.0 GHz See Plot	PMI QA 2
2	Mechanical Tuning Frequency:	±10 MHz	± 12.5 MHz	
3	Output Power:	18 dBm Min.	19.84 dBm See Plot	
4	Spurious:	-85 dBc Min.	-88.47 dBc	
5	Harmonics:	-25 dBc Max.	-26.85 dBc See Plot	
6	*Phase Noise:	10 kHz Offset = -90 dBc/Hz 100 kHz Offset = -95 dBc/Hz	10 kHz Offset = -96.05 dBc/Hz 100 kHz Offset = 117.77 dBc/Hz	
7	Frequency Drift Temperature Coefficient :	0.8 ppm/°C	See typical characteristics	
9	DC Supply:	+15±0.5 VDC @ 200 mA Max	1 mA @ +15 VDC	PMI QA 2

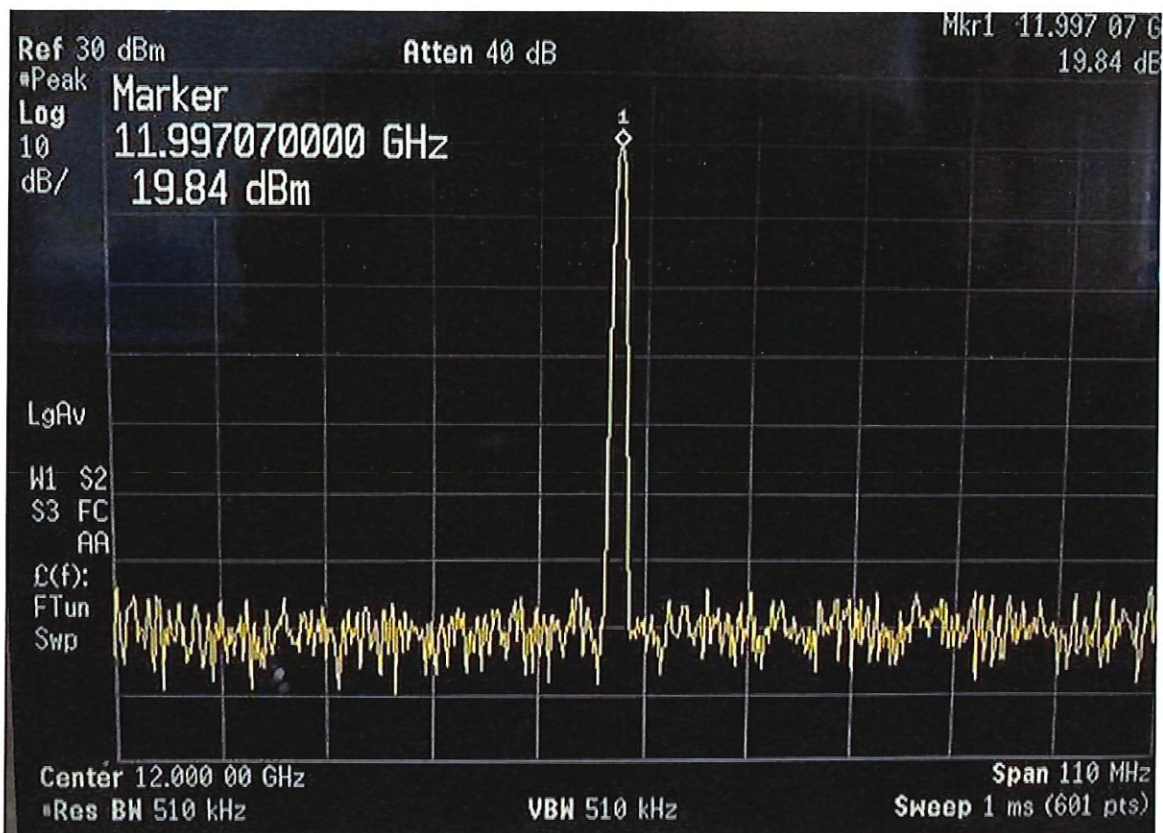
QA/QC Approval:  _____ PMI QA 2 Date: 7/19/2021



**SUMMARY TEST DATA
ON
TCDRO-12G-CD-1**

Serial No. PL32942/2128

Carrier

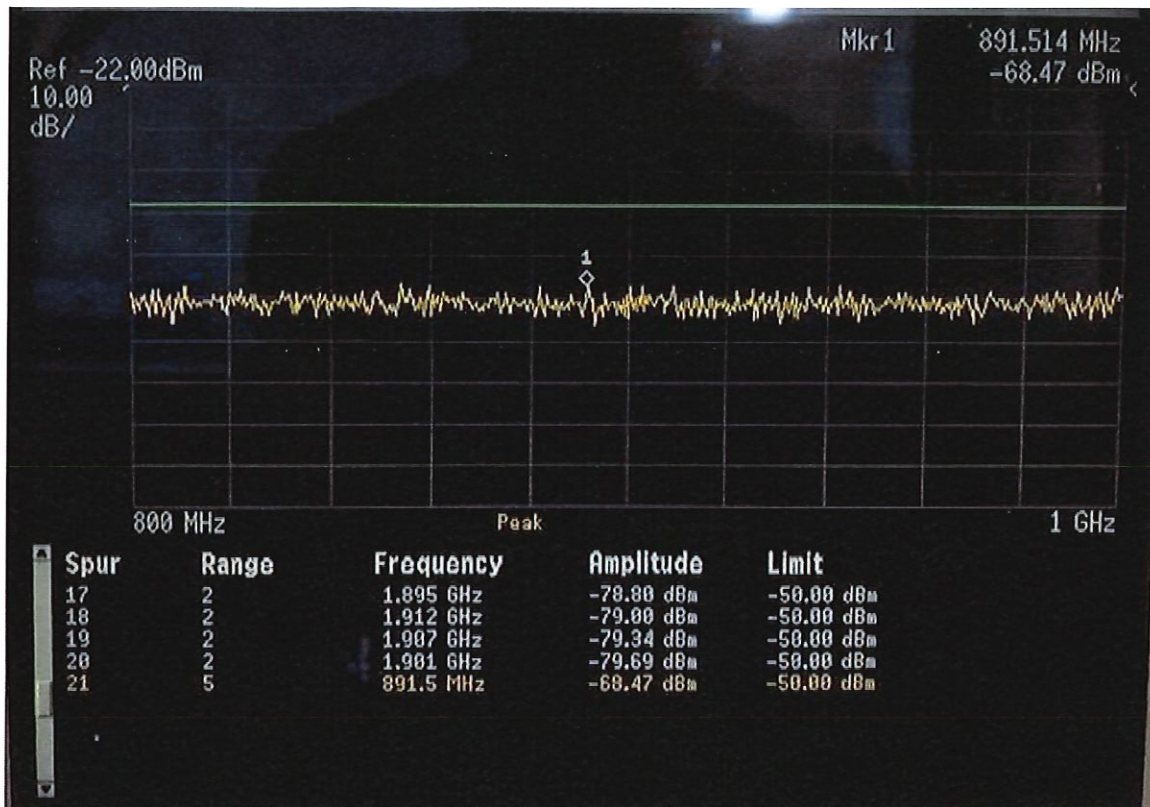




**SUMMARY TEST DATA
ON
TCDRO-12G-CD-1**

Serial No. PL32942/2128

Spurious

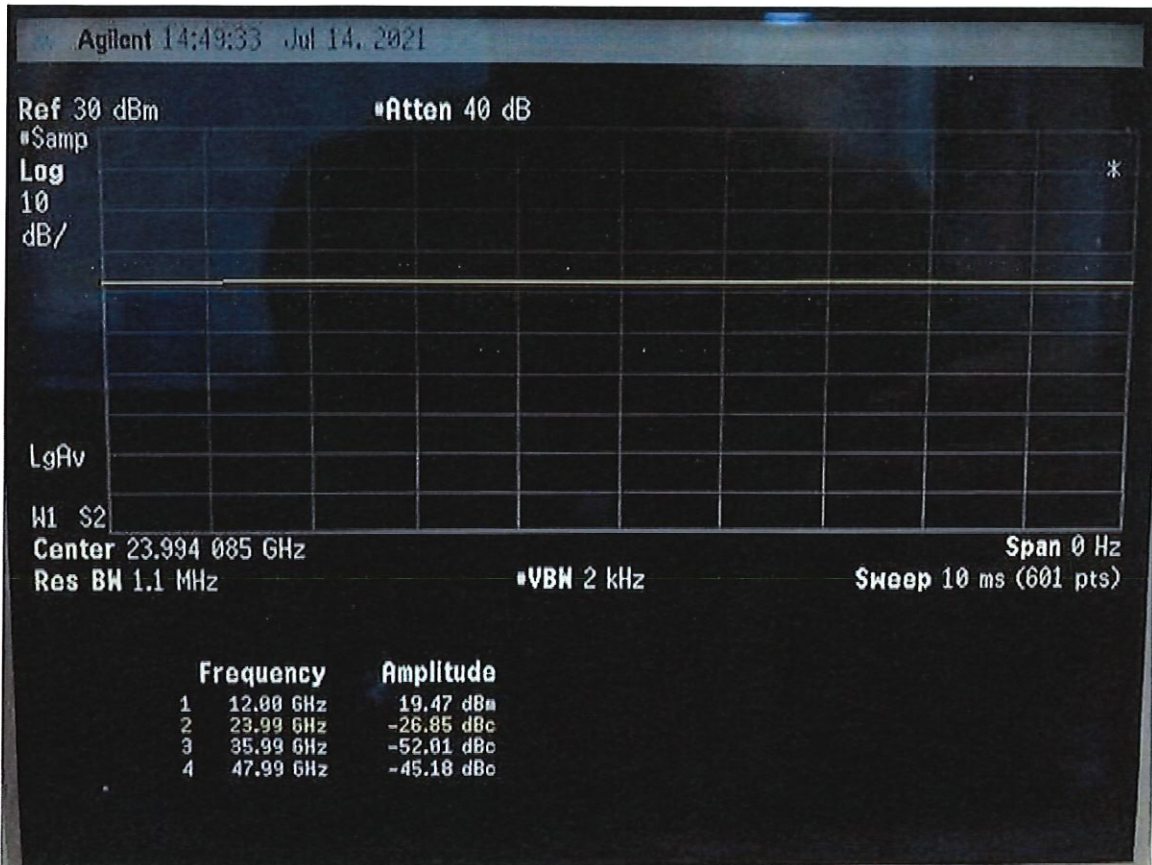




**SUMMARY TEST DATA
ON
TCDRO-12G-CD-1**

Serial No. PL32942/2128

Harmonics





**SUMMARY TEST DATA
ON
TCDRO-12G-CD-1**

Serial No. PL32942/2128

Phase Noise

