



**SUMMARY TEST DATA  
ON  
TCDRO-16G-CD-1**

Serial No. PL32957/2128

Customer: _____	Tested By: <u>J. Alexis</u>
SO No: _____	Temperature: <u>+25°C</u>
Model No: <u>TCDRO-16G-CD-1</u>	Date: <u>7/16/2021</u>
Serial No: <u>PL32957/2128</u>	Drawing No: <u>27434780</u> Rev: <u>A1</u>

TEST. ITEM NO	PARAMETERS	SPECIFIED VALUE	TEST RESULTS	QA QC
1	Center Frequency:	16 GHz	16.0 GHz See Plot	PMI QA 2
2	Mechanical Tuning Frequency:	±10 MHz	± 16.5 MHz	
3	Output Power:	18 dBm Min.	20.19 dBm See Plot	
4	Spurious:	-85 dBc Min.	-85.90 dBc	
5	Harmonics:	-25 dBc Max.	-41.29 dBc See Plot	
6	*Phase Noise:	10 kHz Offset = -90 dBc/Hz 100 kHz Offset = -95 dBc/Hz	10 kHz Offset = -90.30 dBc/Hz 100 kHz Offset = -100.29 dBc/Hz	
7	Frequency Drift Temperature Coefficient :	0.8 ppm/°C	See typical characteristics	
9	DC Supply:	+15±0.5 VDC @ 200 mA Max	1 mA @ +15 VDC	PMI QA 2

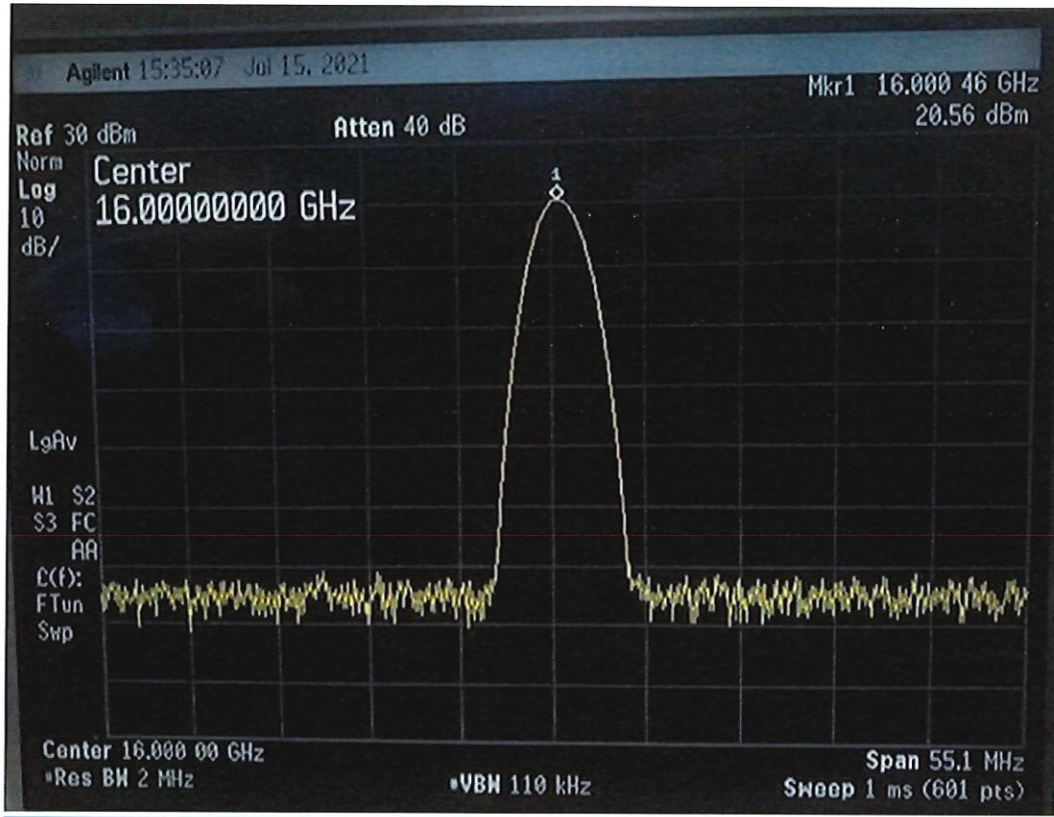
QA/QC Approval:  PMI  
QA 2 Date: 7/19/2021



**SUMMARY TEST DATA  
ON  
TCDRO-16G-CD-1**

Serial No. PL32957/2128

Carrier

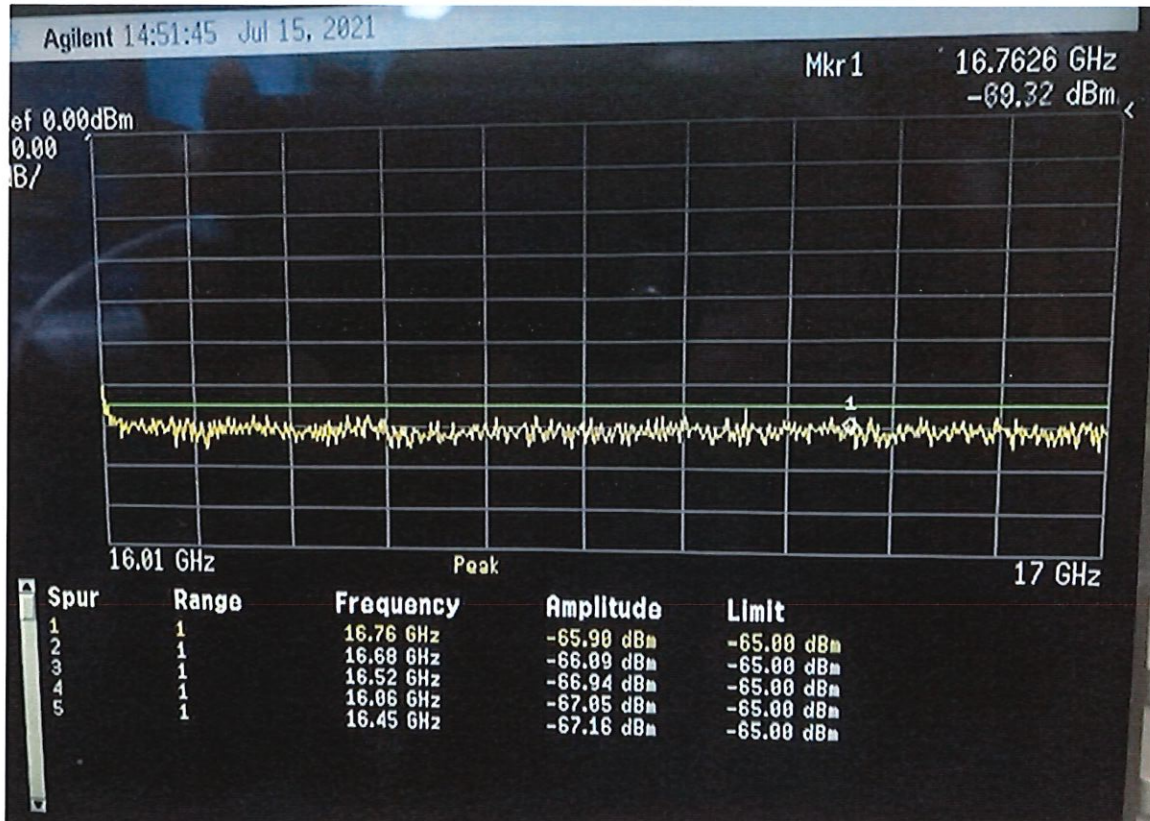




**SUMMARY TEST DATA  
ON  
TCDRO-16G-CD-1**

Serial No. PL32957/2128

Spurious

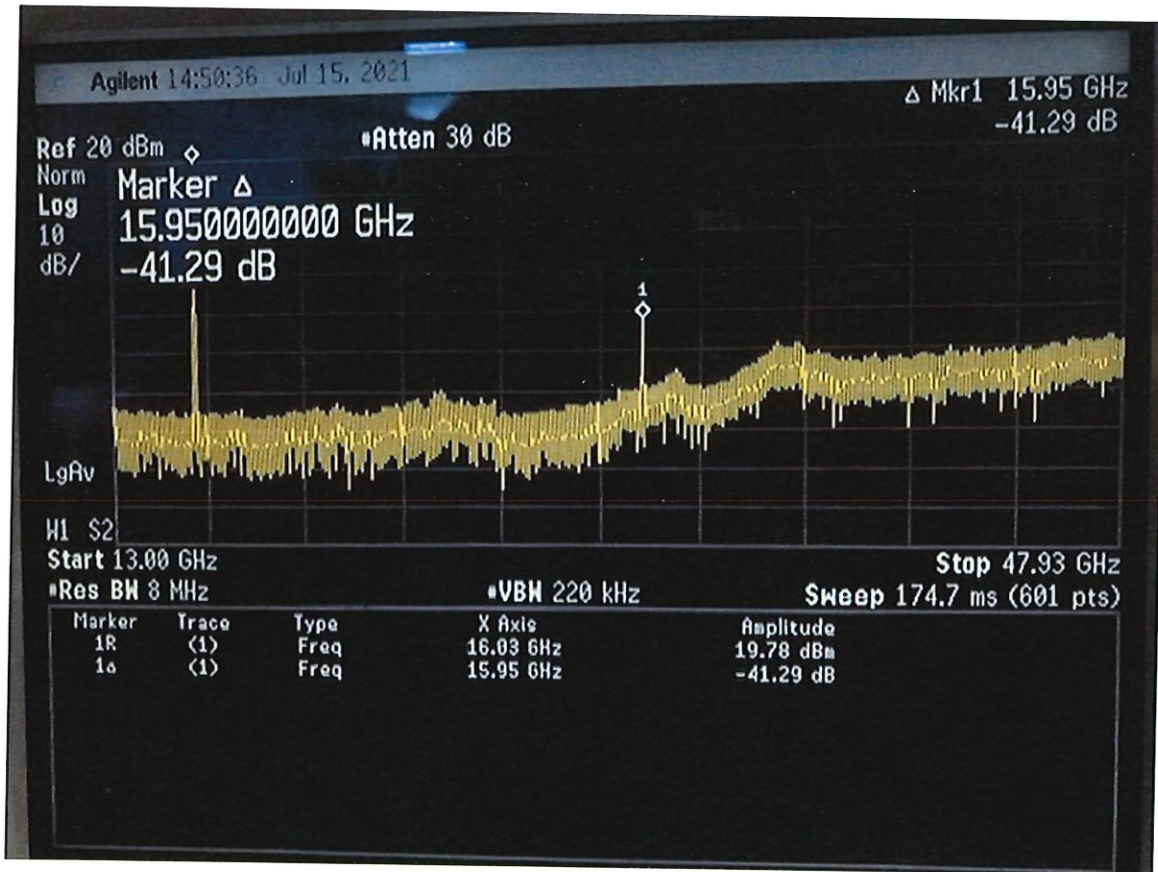




**SUMMARY TEST DATA  
ON  
TCDRO-16G-CD-1**

Serial No. PL32957/2128

Harmonics





**SUMMARY TEST DATA  
ON  
TCDRO-16G-CD-1**

Serial No. PL32957/2128

Phase Noise

