



**SUMMARY TEST DATA
ON
P2T-500M18G-80-T-515-SFF-4W-ST**

Customer: _____
 SO No: _____
 Model No: P2T-500M18G-80-T-515-SFF-4W-ST
 Serial No: PL33242/2130

Tested By: K. Wagaman
 Temperature: 25 Degrees C
 Date: 7/30/2021
 Drawing No: 27630243 Rev: B2

TEST ITEM NO.	PARAMETERS	SPECIFIED VALUE	TEST RESULTS	QA QC
1	Frequency Range:	0.5 to 18.0 GHz	0.5 to 18.0 GHz	PMI QA 2
2	Insertion Loss:	3.5 dB Typ.	3.1 dB See Plot	
3	Isolation:	70 dB Min.	75 dB See Plot	
4	VSWR:	2.0:1 Max.	1.8:1 See Plot	
5	Operating Input Power:	4 Watts CW Max.	Pass See Typical Characteristics	
6	Switching Speed:	60 ns Max.	<40 ns See Typical Characteristics	
7	Power Supply:	+5 VDC @ 150 mA -15 VDC @ 150 mA	+5 VDC @ 61 mA -15 VDC @ 77 mA	
8	Control:	Logic Table		
		CTL1	Function	
		1	J1-J2	
		0	J1-J3	
			Pass	

QA/QC Approval: _____

PMI
QA 2

Date: _____

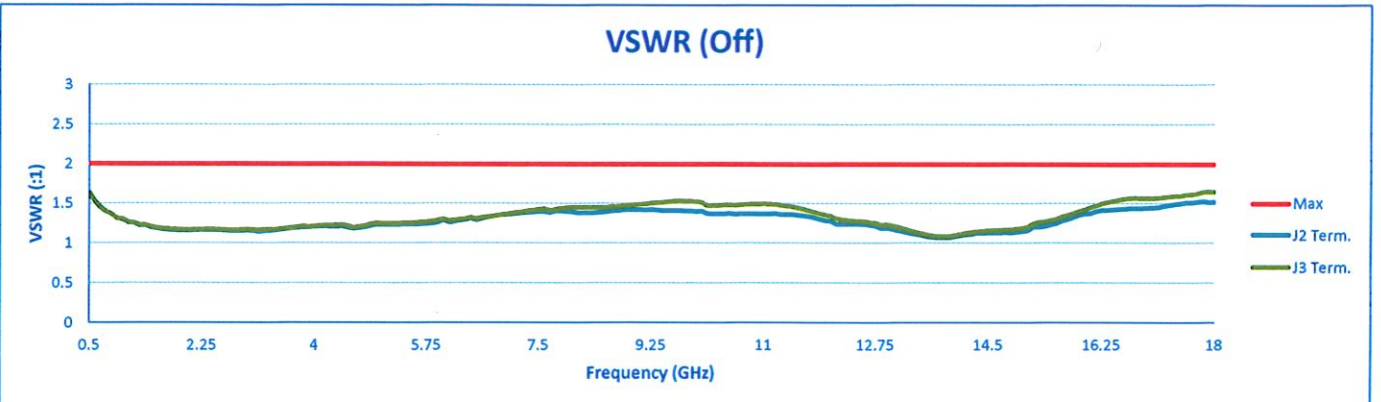
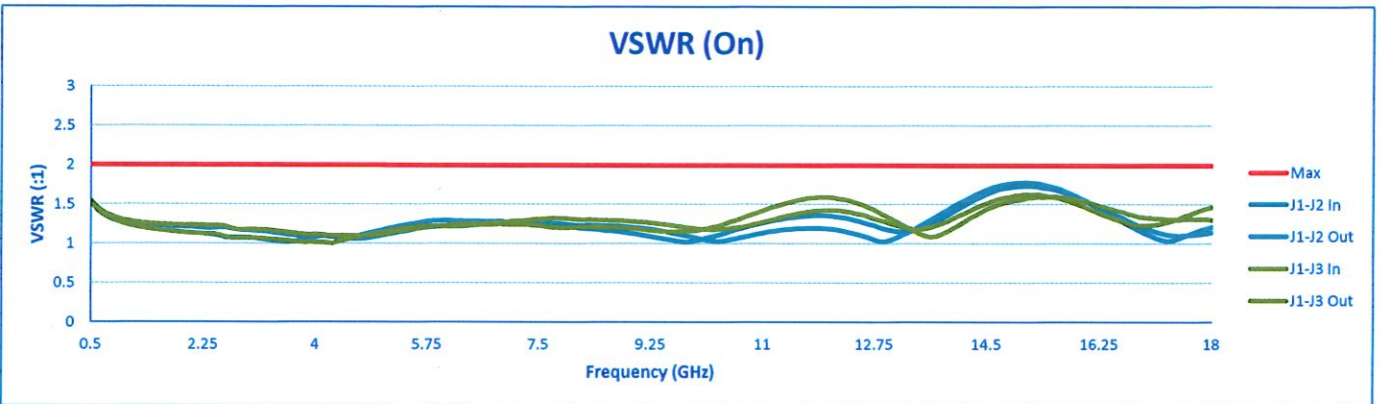
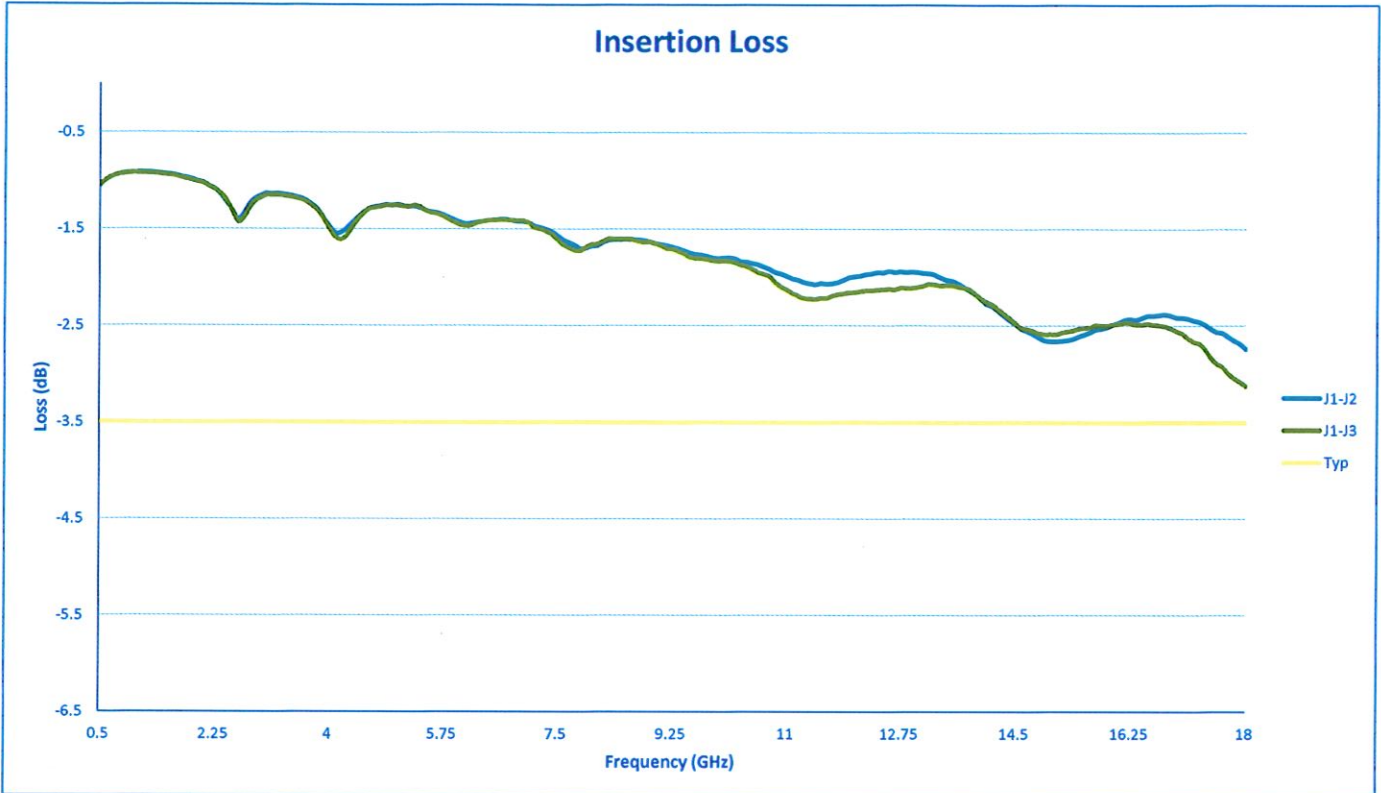
7/30/2021

7311-F Grove Road Frederick, MD 21704 USA Phone: (301)662-5019 Fax: (301)662-1731
 Email: sales@pmi-rf.com



SUMMARY TEST DATA ON P2T-500M18G-80-T-515-SFF-4W-ST

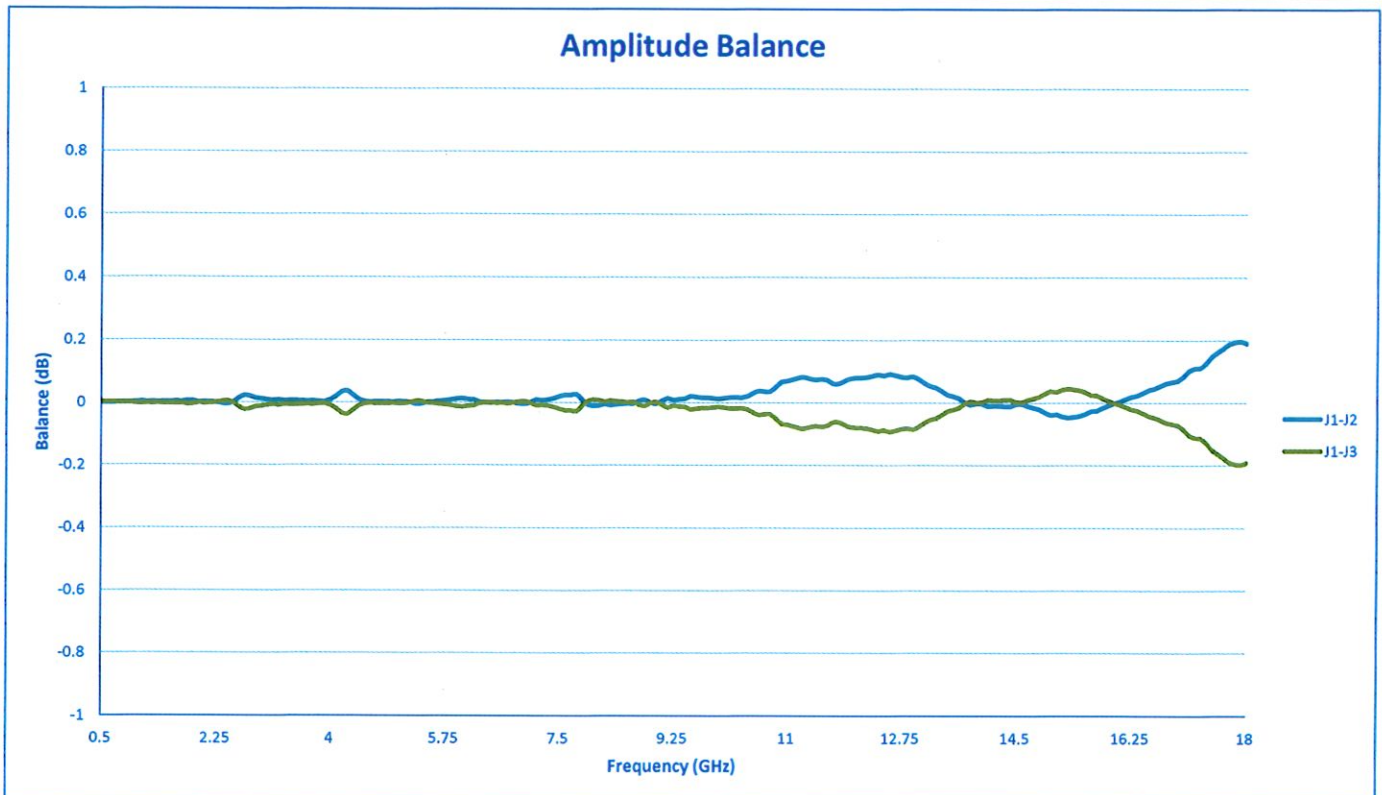
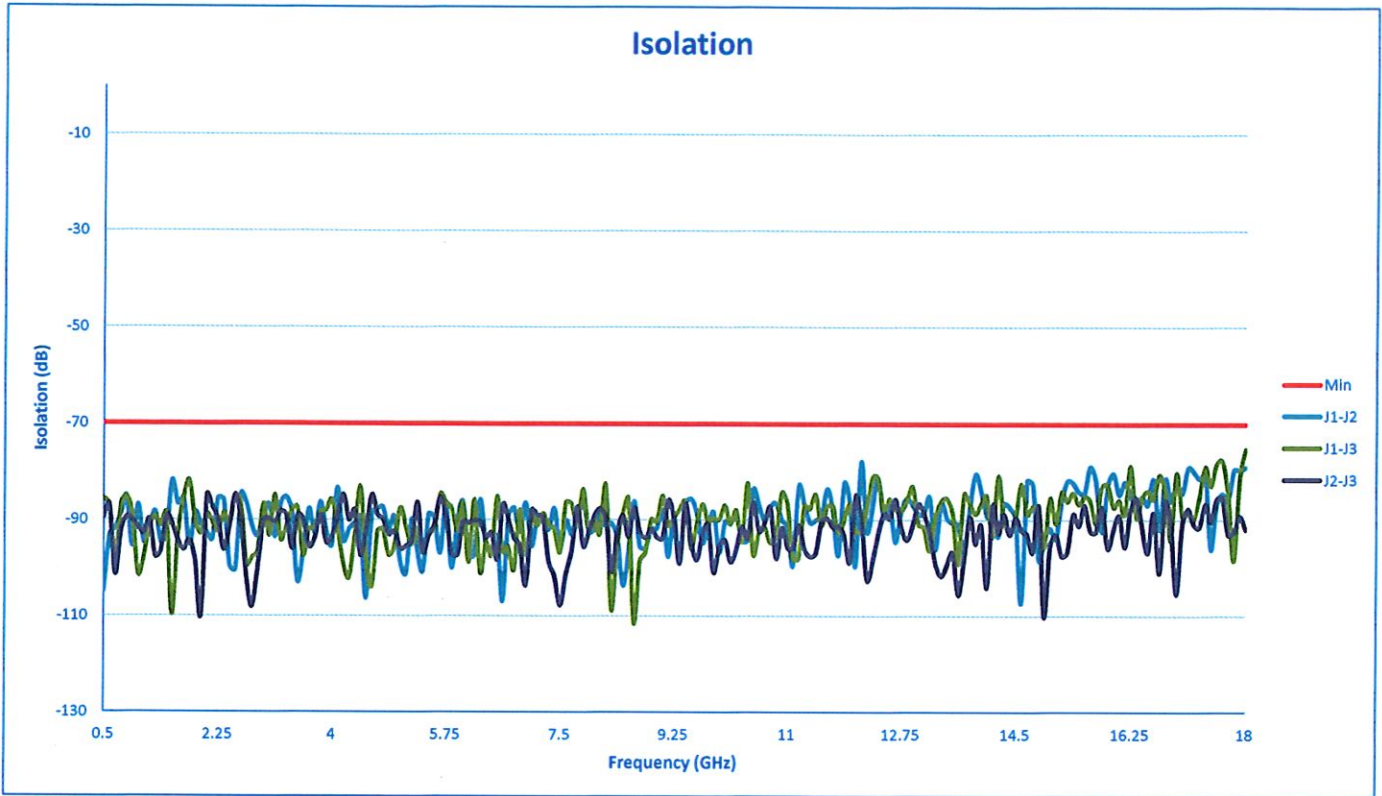
PL33242/2130





SUMMARY TEST DATA ON P2T-500M18G-80-T-515-SFF-4W-ST

PL33242/2130



7311-F Grove Road Frederick, MD 21704 USA Phone: (301)662-5019 Fax: (301)662-1731
Email: sales@pmi-rf.com