SUMMARY TEST DATA
ON
LM-400M2G-20-1W-SFF

Customer:
SO No:
Model No: LM-400M2G-20-1W-SFF
Serial No: PL33265/2131
Part No:

Tested By: John R
Temperature: +25°C
Date: 8/5/2021
Drawing No: 27634061 REV: A1

TEST ITEM NO.	PARAMETERS	SPECIFIED VALUE	Test Results	QA QC
1	Frequency Range:	400 MHz to 2.0 GHz	400 MHz to 2.0 GHz	PMI QA 2
2	Insertion Loss:	0.7 dB Max.	0.6 dB See Plot	
3	Leakage Power:	100 mW Max. (20dBm)	23 mW See Plot	
4	Spike Leakage:	0.1 erg. Max.	0.1 erg. Max. See Typical Characteristics	
5	Recovery Time:	250 ns Max.	<20 ns See Typical Characteristics	
6	VSWR:	2.0:1 Max.	1.56:1 See Plot	
7	RF Power Handling:	1 W CW Max.	Pass See Typical Characteristics	PMI QA 2
		3 W Peak Max. (1 µs PW, 0.1% DC)	Pass See Typical Characteristics	

QA/QC Approval: PMI QA 2 Date: 8/6/2021

7311-F Grove Road Frederick, MD 21704 USA Phone: (301)662-5019 Fax: (301)662-1731
Email: sales@pmi-rf.com

SUMMARY TEST DATA
ON
LM-400M2G-20-1W-SFF

PL33265/2131

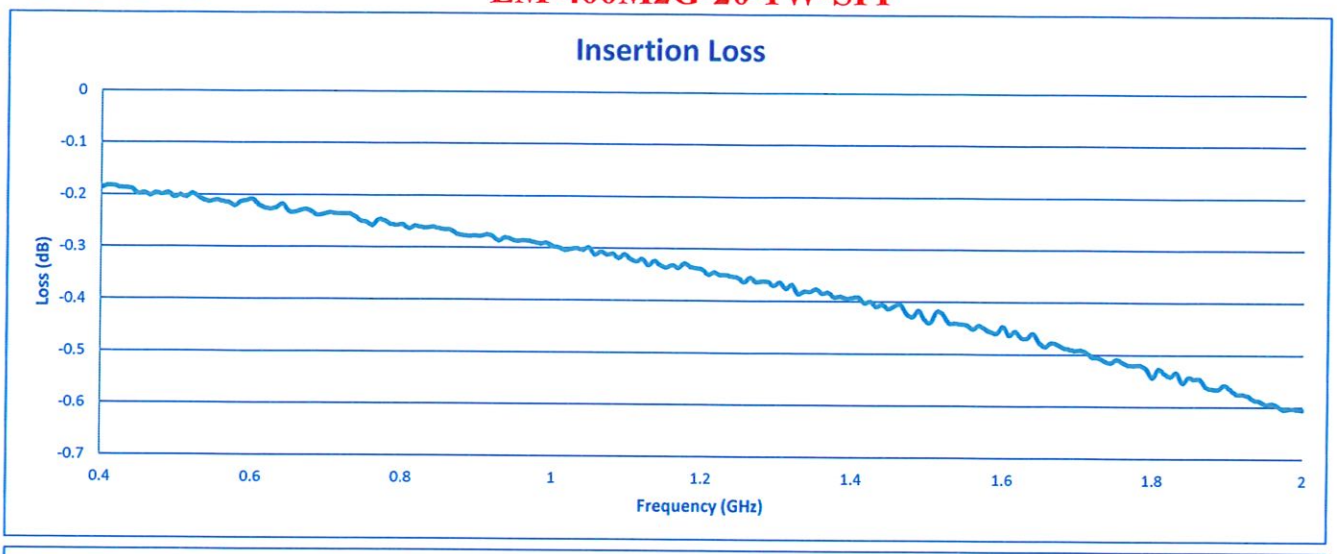

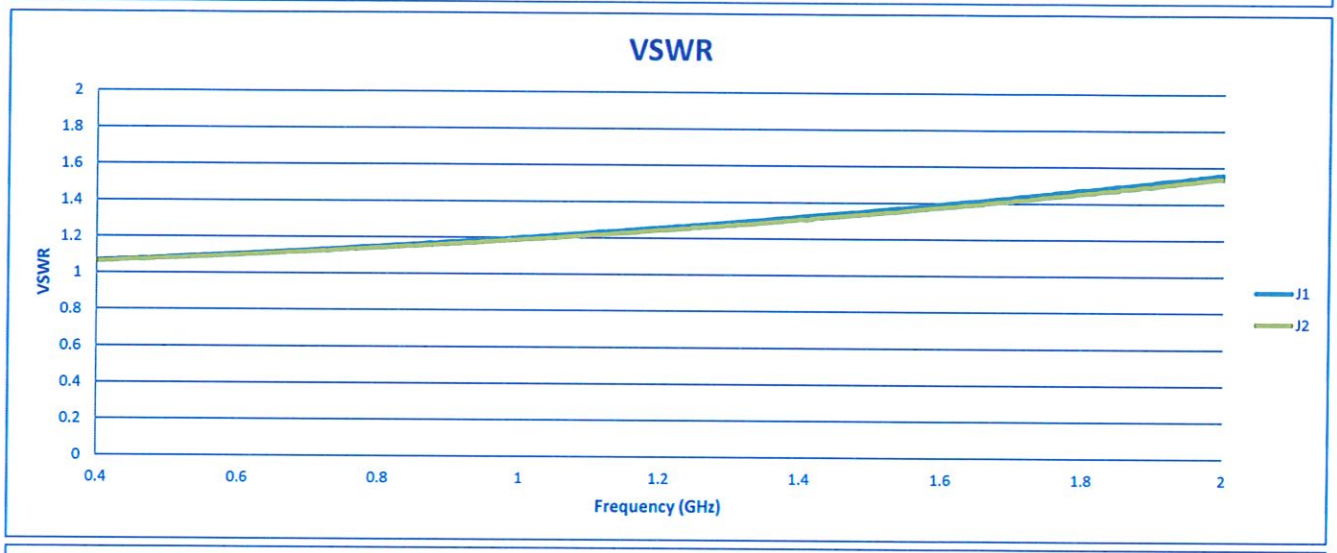

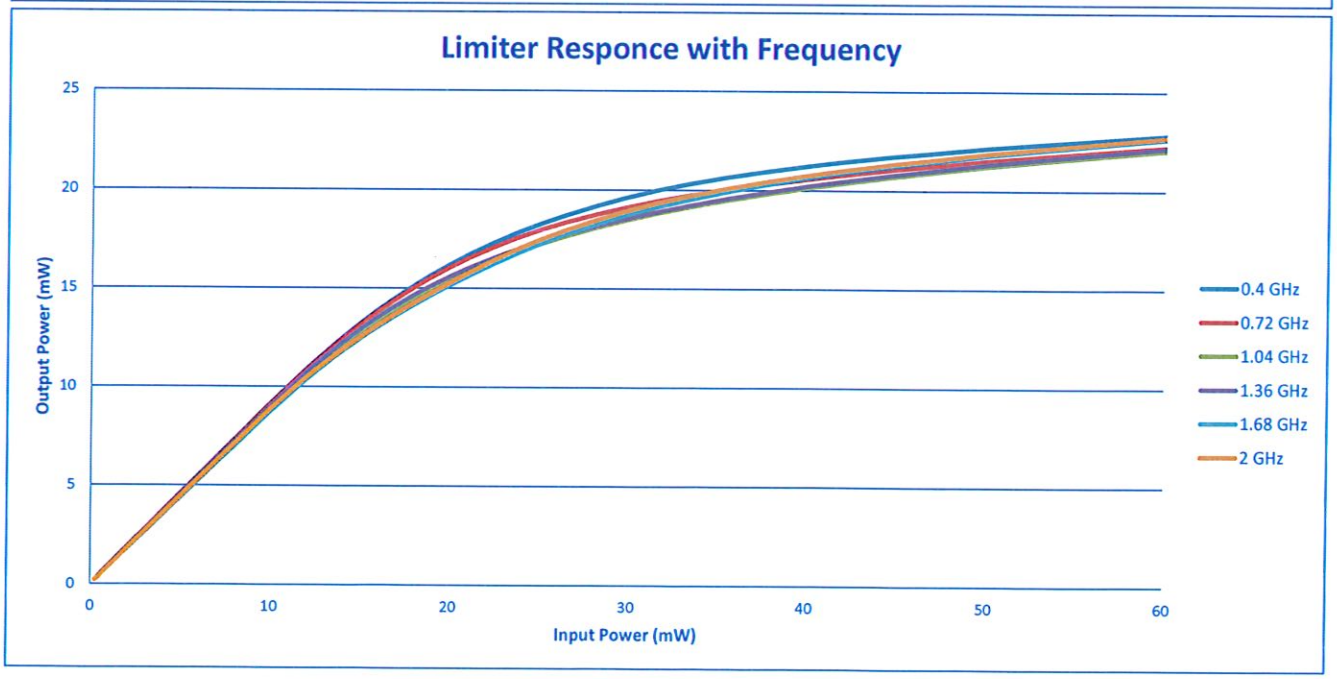

7311-F Grove Road Frederick, MD 21704 USA Phone: (301)662-5019 Fax: (301)662-1731
Email: sales@pmi-rf.com