SUMMARY TEST DATA
ON
LM-10M9G-100CW-1KWP-SFF

Customer: [redacted]
SO No: [redacted]
Model No: LM-10M9G-100CW-1KWP-SFF
Serial No: PL34281/2142

Tested By: John R
Temperature: +25°C
Date: 10/20/2021
Drawing No: 27636460 **REV:** A1

TEST ITEM NO.	PARAMETERS	SPECIFIED VALUE	Test Results	QA QC
1	Frequency Range:	10 MHz to 9 GHz	**10 MHz to 9 GHz**	PMI QA 2
2	Insertion Loss:	2 dB Typ.	**1.38 dB See Plot**	
3	Input/Output VSWR:	2.0:1 Max. (@ -10 dBm Input)	**Input 1.68:1 Output 1.81:1 See Plot**	
4	Impedance:	50 Ω	**Pass**	
5	Max. CW Input Power:	100W (CW) 10MHz to 8GHz (25°C) 50W (CW) 10MHz to 9GHz (+25°C -55°C +85°C)	**Pass See Typical Characteristics**	
		80W (CW) @ 9GHz (25°C)		
6	Max. Pulsed Peak Power Handling:	1KW Peak (1% Duty Cycle, 1µsec Max. Pulse Width)	**Pass See Typical Characteristics**	
7	Max. Flat Leakage:	+20 dBm Max.	**Pass See Typical Characteristics**	
8	P1dB:	5 dBm Typ.	**2.7 dBm See Plot**	
9	Recovery Time:	100 ns Typ.	**Pass See Typical Characteristics**	PMI QA 2

QA/QC Approval: PMI QA 2 **Date:** 10/20/2021

7311-F Grove Road Frederick, MD 21704 USA Phone: (301)662-5019 Fax: (301)662-1731
Email: sales@pmi-rf.com

SUMMARY TEST DATA
ON
LM-10M9G-100CW-1KWP-SFF

PL34281/2142

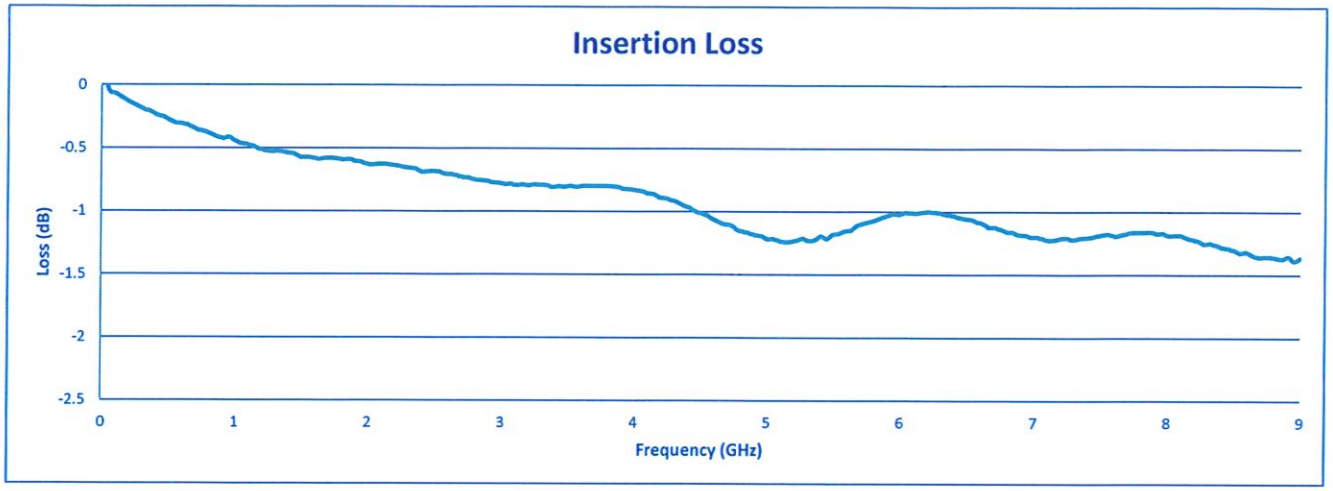

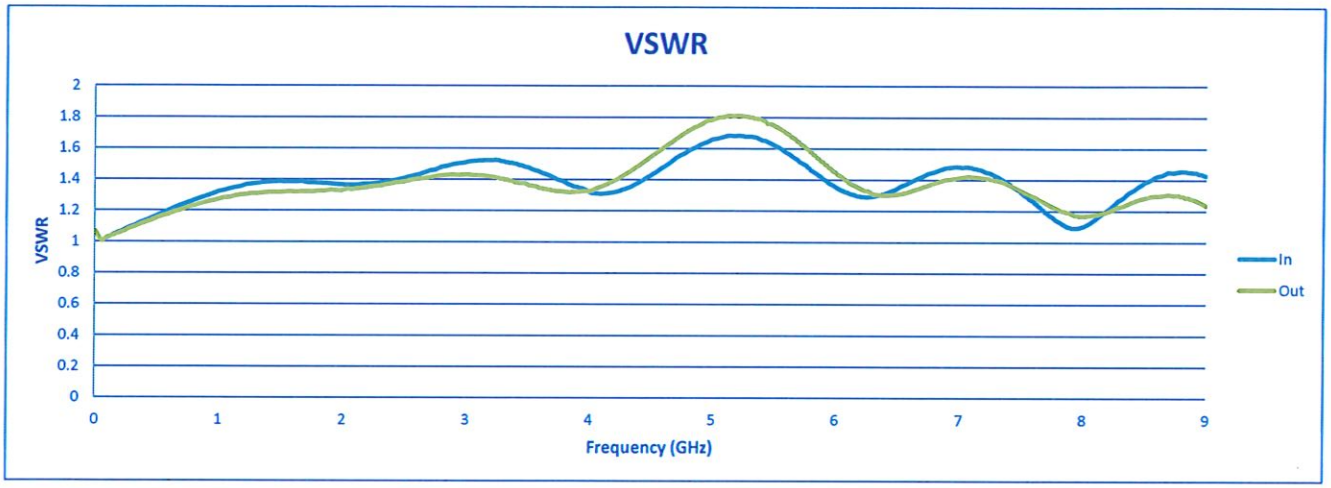

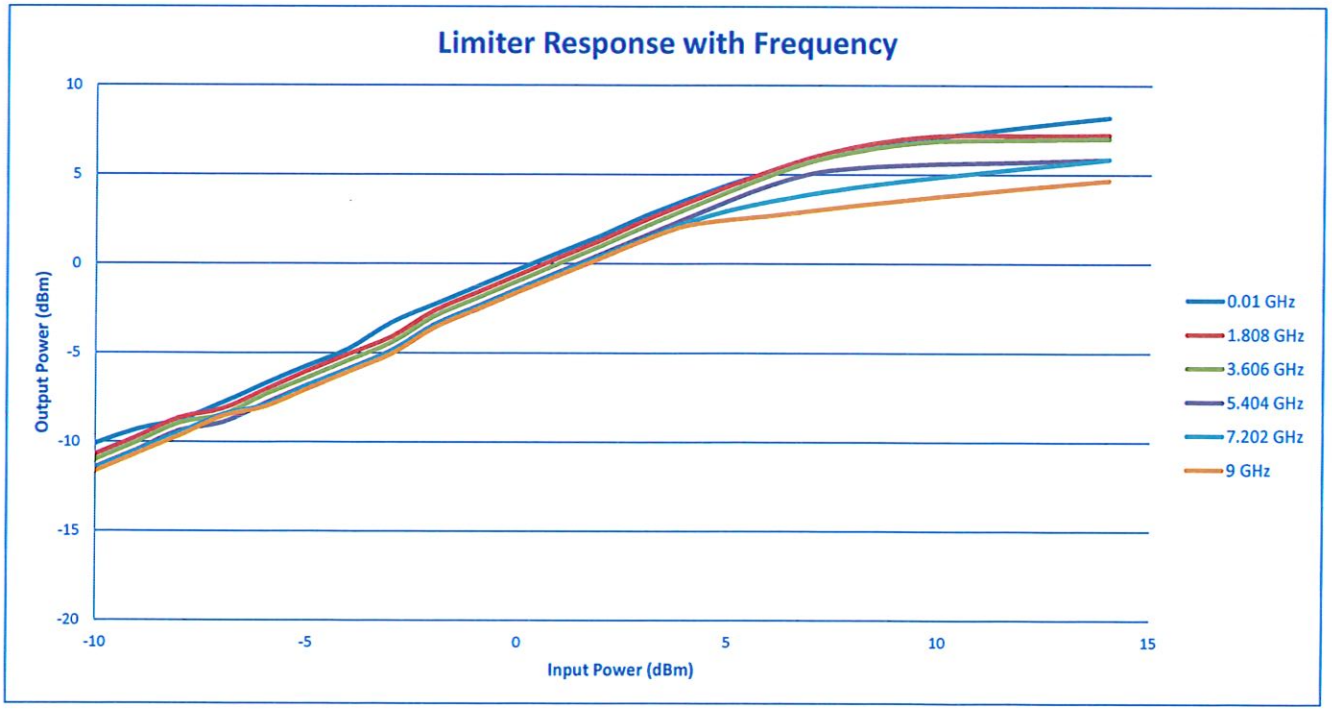

7311-F Grove Road Frederick, MD 21704 USA Phone: (301)662-5019 Fax: (301)662-1731
Email: sales@pmi-rf.com