



## SUMMARY TEST DATA ON PA-46-0D5-SFF

Customer: \_\_\_\_\_  
 SO No: \_\_\_\_\_  
 Model No: PA-46-0D5-SFF  
 Serial No: PL34846/2148

Tested By: A. Lopez  
 Temperature: +25°C  
 Date: 11/30/2021  
 Drawing No: 27343120      REV: A1

TEST ITEM NO.	PARAMETERS	SPECIFIED VALUE	Test Results	QA
			+25°C	QC
1	Frequency Range:	0.5 to 3.0 GHz	0.5 to 3.0 GHz	PMI QA1
2	Small Signal Gain S21: (1750 MHz)	+44 dB Min. +46 dB Typ.	47.81 dB See Graph	
3	Gain Flatness:	±2.5 dB Typ. ±3.0 dB Max.	2.27 dB Max. -2.27 dB Min. See Graph	
4	Output Power: (Pout @ PIN -5dBm) (1750 MHz)	+38 dBm Min. +40 dBm Typ.	40.36 dBm See Graph	
5	Output IP3: (1750 MHz)	+49 dBm Min. +51 dBm Typ.	Pass See Typical Characteristics	
6	Reverse Isolation S12: (1750 MHz)	-65 dB Min. -70 dB Typ.	-68.6 dB See Graph	
7	Noise Figure: (1750 MHz)	5 dB Typ. 6 dB Max.	Pass See Typical Characteristics	
8	Efficiency At Pout: (+40dBm @ 1750 MHz)	18% Min. 20% Typ.	Pass See Typical Characteristics	
9	Input VSWR S11: (1750 MHz)	1.7:1 Typ. 2.0:1 Max.	1.59 :1 See Graph	
10	DC Power Supply:	+11 VDC Min. +12 VDC Typ. +15 VDC Max.	Pass	
11	Supply Current Quiescent (No RF):	3800 mA Typ. 4000 mA Max.	3910 mA	
12	Supply Current Quiescent @ Pout = +40 dBm	5800 mA Typ. 6800 mA Max.	6600 mA	PMI QA1

QA/QC Approval: \_\_\_\_\_

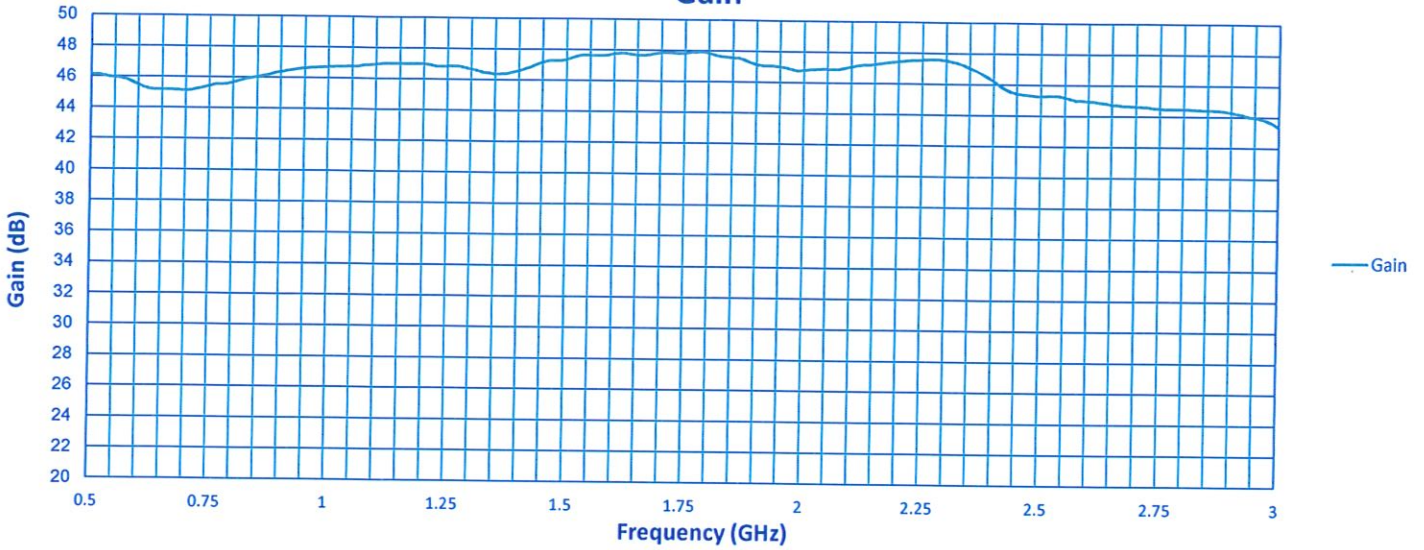
PMI  
QA1

Date: 11/30/21

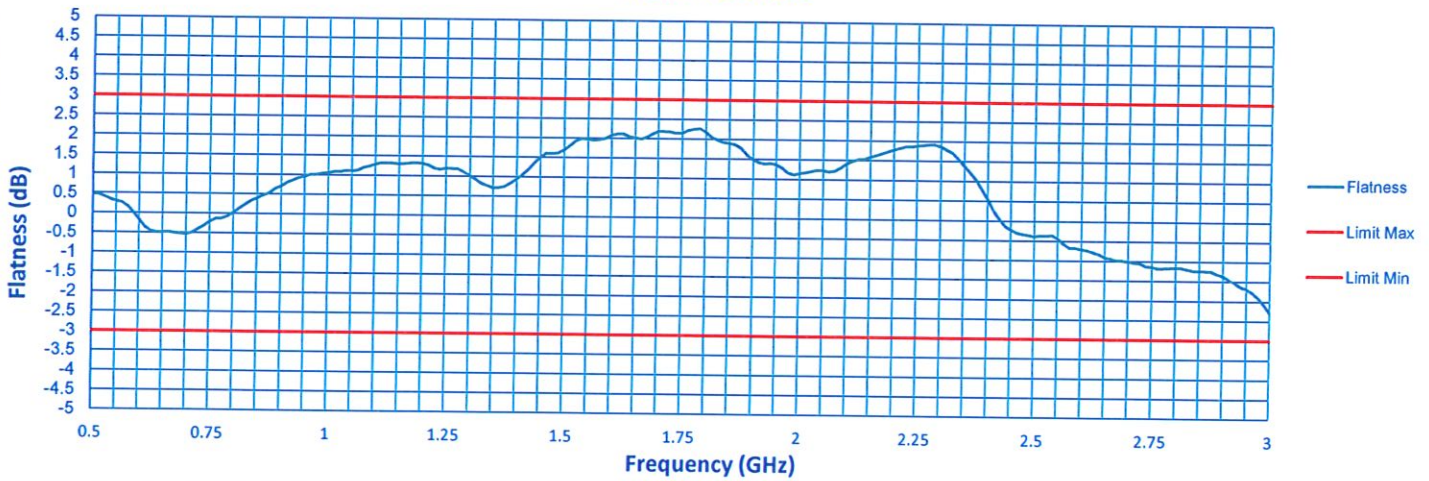


# SUMMARY TEST DATA ON PA-46-0D5-SFF

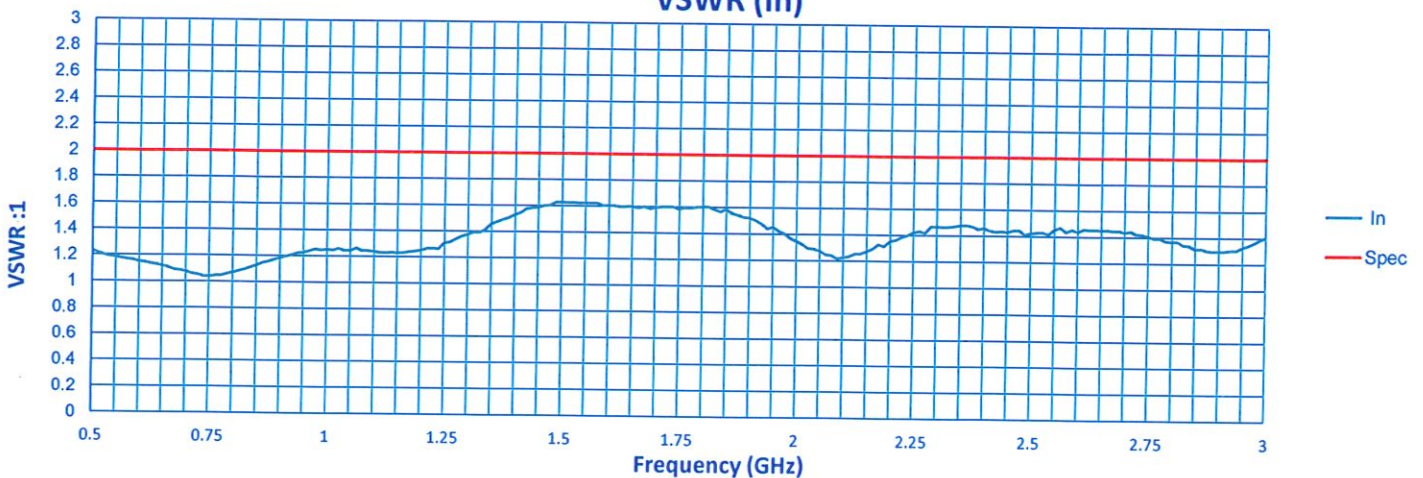
### Gain



### Gain Flatness



### VSWR (In)

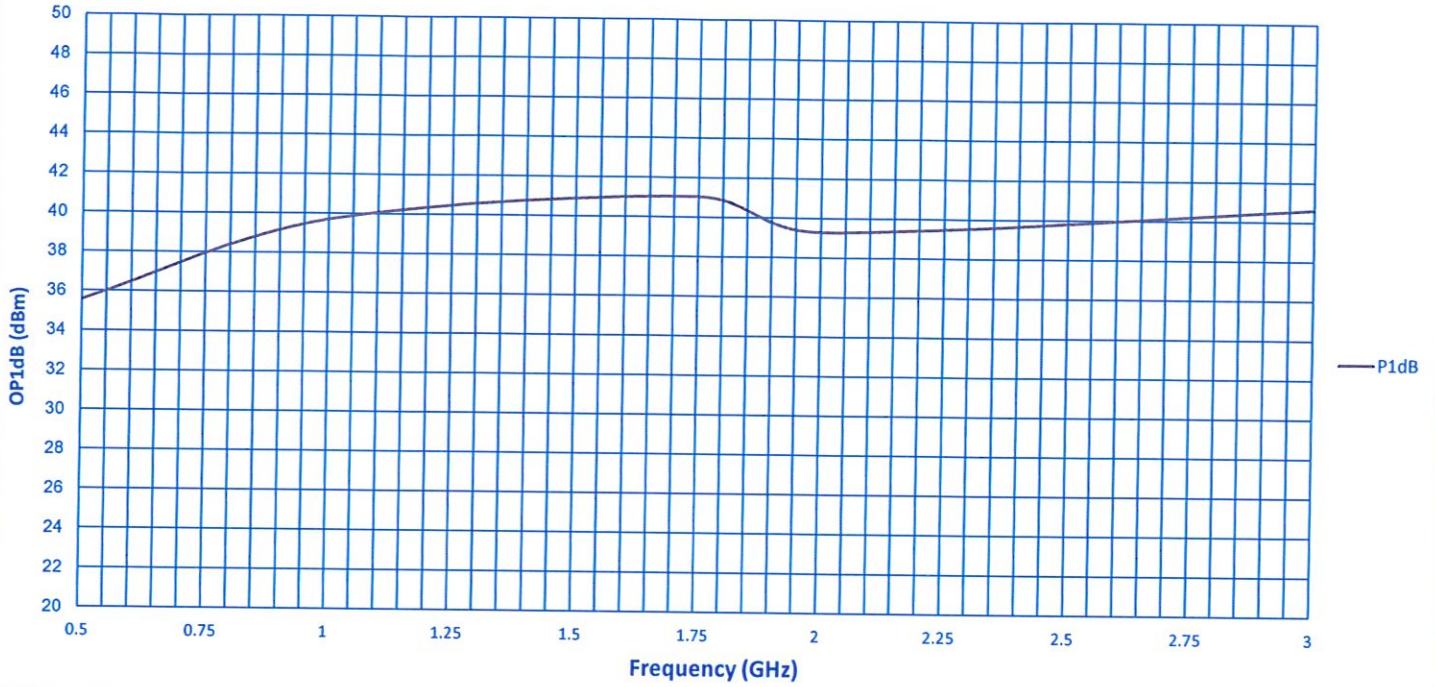




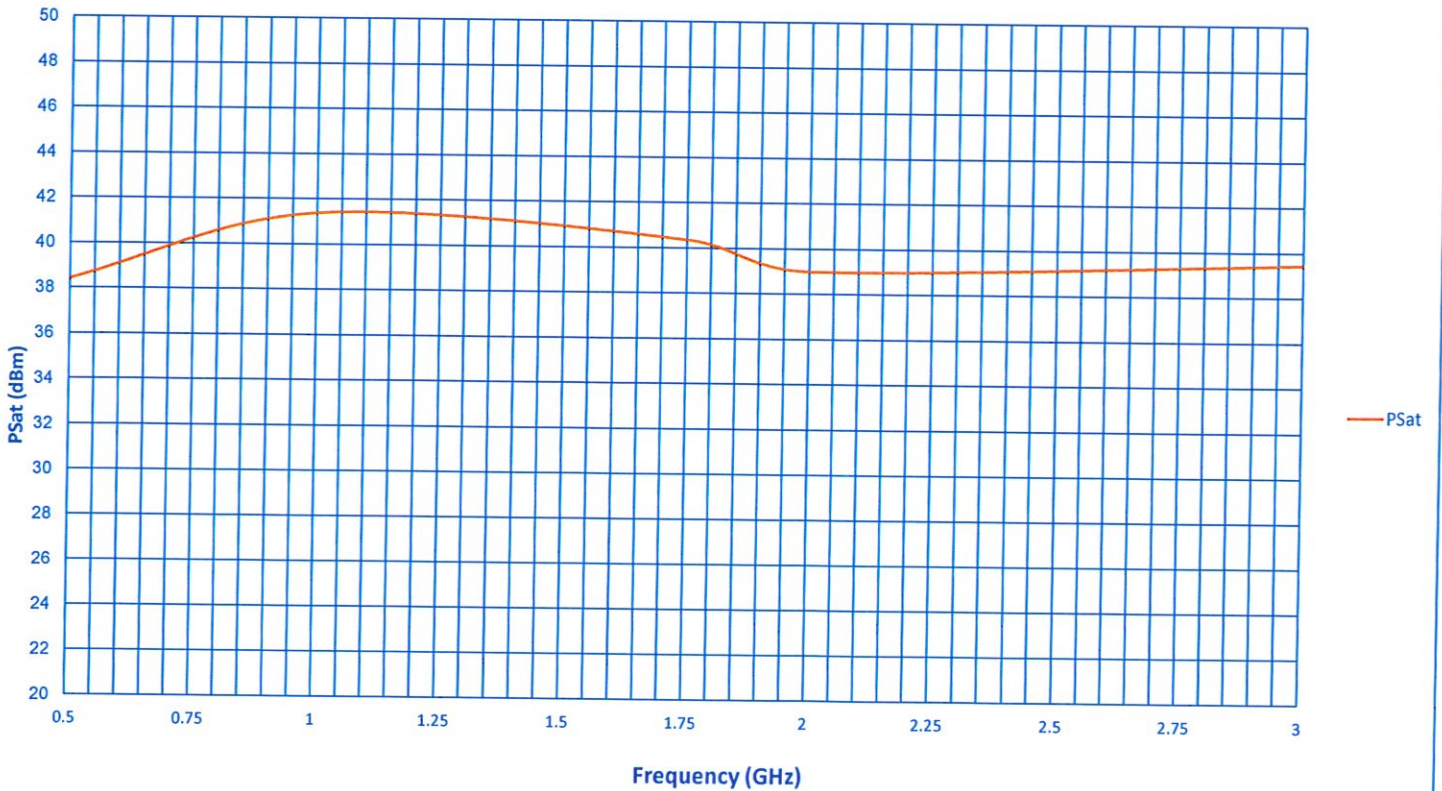
# SUMMARY TEST DATA ON PA-46-0D5-SFF

PL34846/2148

### OP1dB



### Psat





# SUMMARY TEST DATA ON PA-46-0D5-SFF

PL34846/2148

