



SUMMARY TEST DATA ON LM-2G18G-18-20W-1KWP-SFF

Customer: _____
 SO No: _____
 Model No: LM-2G18G-18-20W-1KWP-SFF
 Serial No: PL35052/2150

Tested By: C. Ertter & Tin M. L
 Date: 12/16/2021
 Drawing No: 27636740 REV: B1

TEST ITEM NO.	PARAMETERS	SPECIFIED VALUE	Test Results			QA QC	
			+25°C	-44°C	+78°C		
1	Frequency Range:	2.0 to 18.0 GHz	2.0 to 18.0 GHz	2.0 to 18.0 GHz	2.0 to 18.0 GHz	PMI QA1	
2	RF Input Power:	20 Watts (+43 dBm) CW Maximum	Pass See Graph	Pass See Graph	Pass See Graph		
3	Peak Input Power:	100W (+50 dBm) Maximum @10% Duty Cycle & 40µs Pulse Width	X	X	X		
4	Limiting Threshold (P1dB):	≥ +5 dBm Minimum	7.0 dBm See Graph	9.0 dBm See Graph	5.0 dBm See Graph		
5	RF Leakage:	≤ +18 dBm Flat & Spike Maximum	13.5 dBm See Graph	13.2 dBm See Graph	12.9 dBm See Graph		
6	Recovery Time:	< 100 ns Maximum	71 ns	71 ns	71 ns		
7	Insertion Loss:	2.6 dB Maximum (@ -10 dBm Input Power)	1.9 dBm See Graph	1.7 dBm See Graph	2.2 dBm See Graph		
8	VSWR:	2.0:1 Maximum (Input/Output) (@ -10 dBm Input Power)	1.7 :1 See Graph	1.7 :1 See Graph	1.7 :1 See Graph		
9	Mechanical Outline	See Outline Drawing Pass / Fail	Pass	X	X		
10	Weight:	< 3.0 OZ	Pass	X	X		
11	Seal	See Attached Seal Data Pass / Fail FINE LEAK: 1 X 10 ⁻⁶ ATM-cc/sec	Pass	X	X		PMI QA1

QA/QC Approval: _____

PMI
QA1

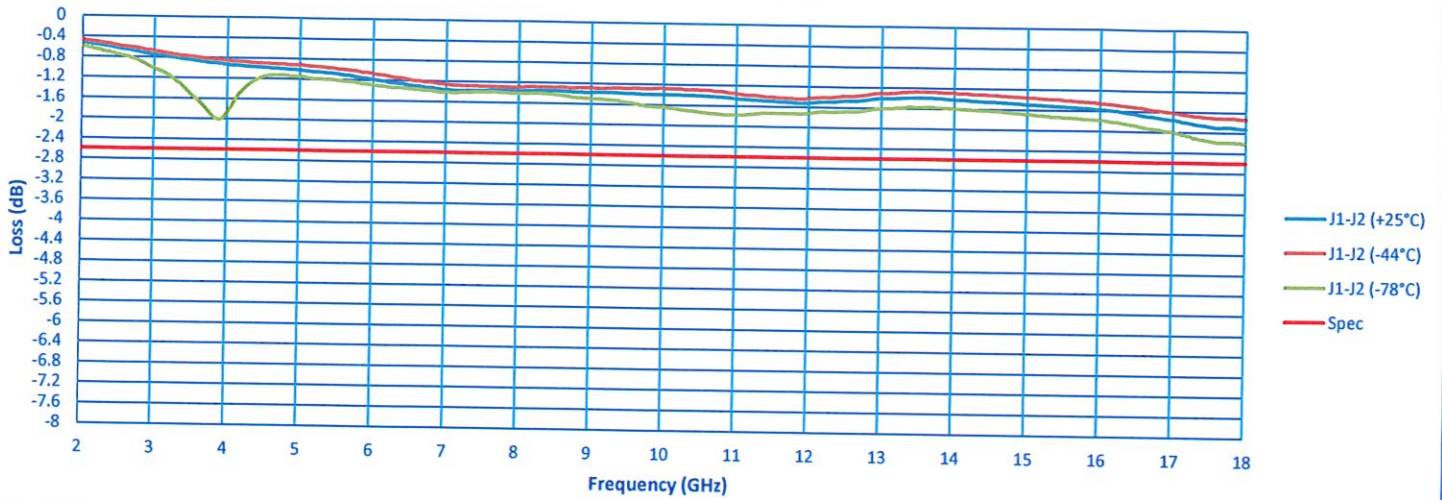
Date: _____

12/16/21

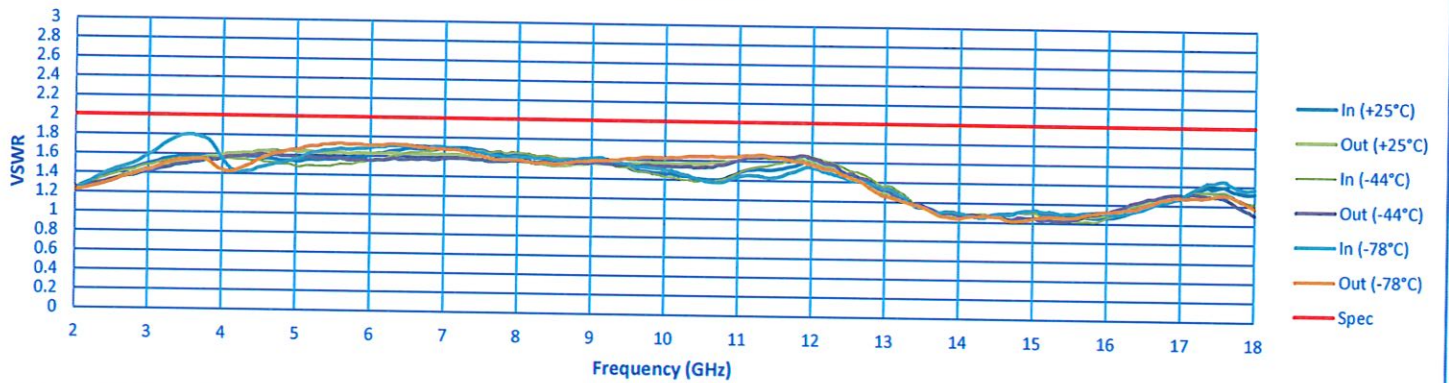


SUMMARY TEST DATA ON LM-2G18G-18-20W-1KWP-SFF

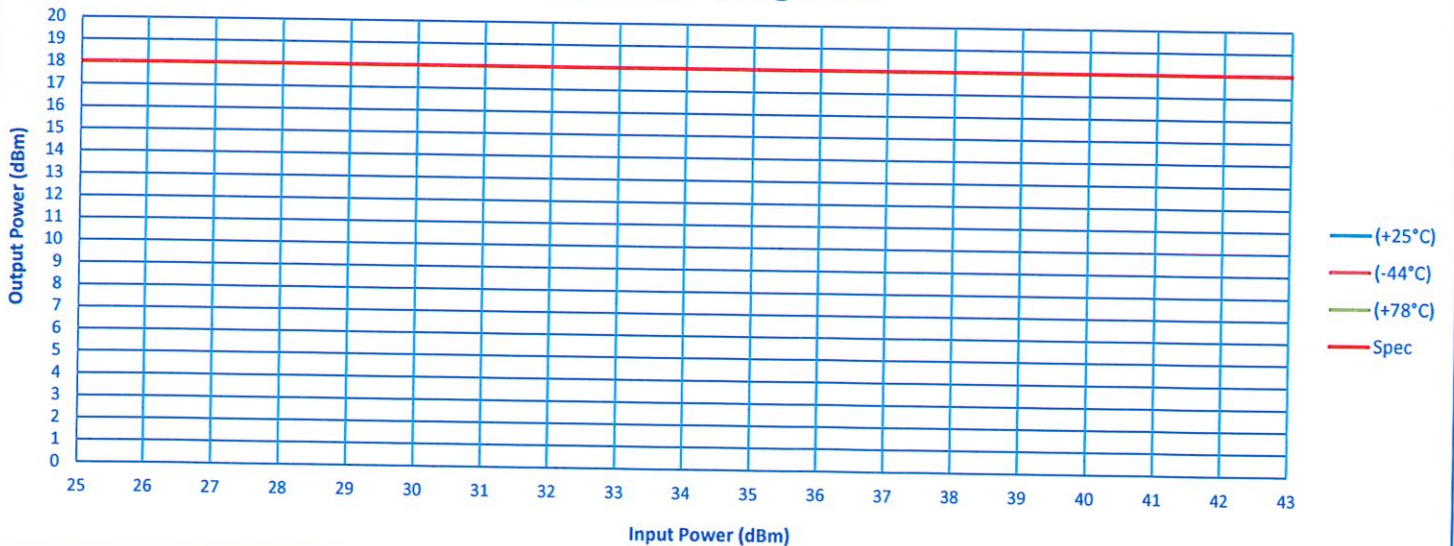
Insertion Loss



VSWR



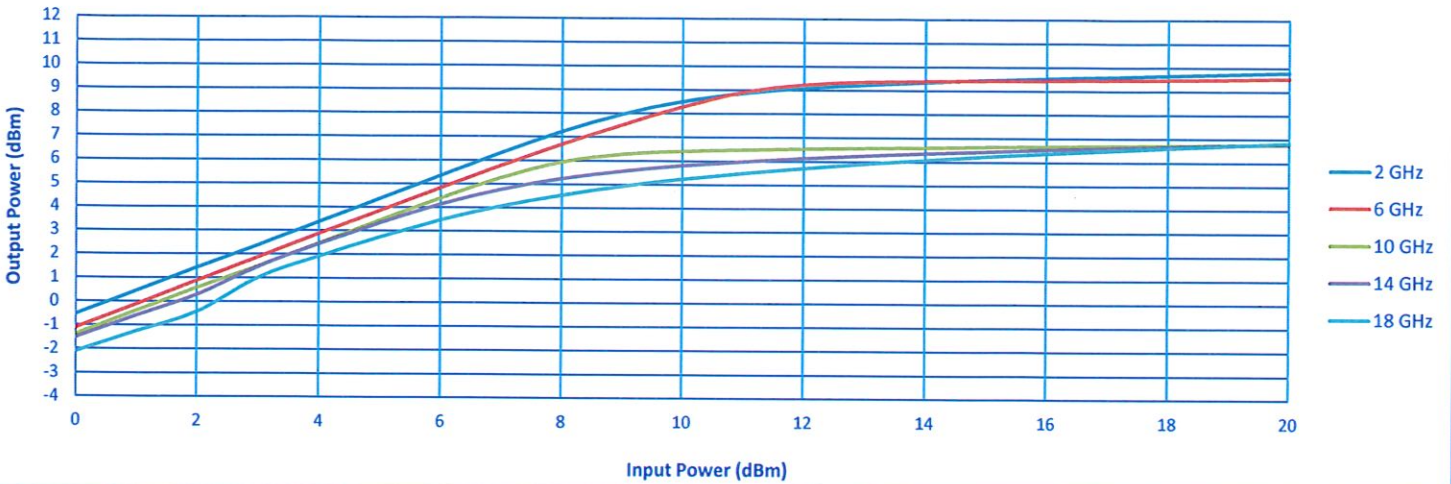
High Power Test @ 8GHz



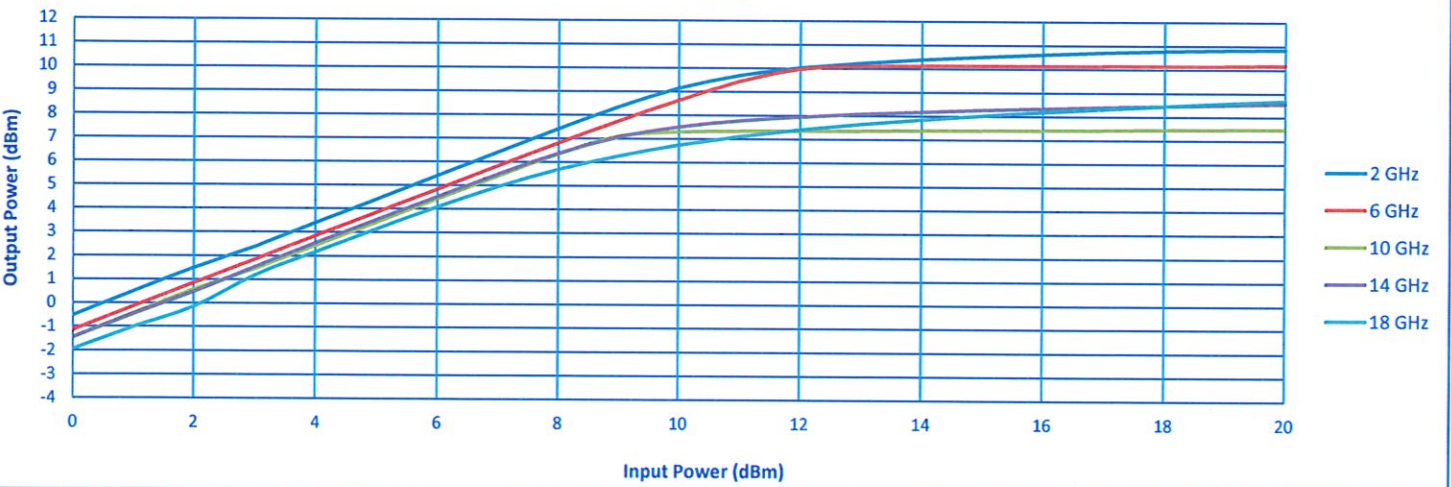


SUMMARY TEST DATA ON LM-2G18G-18-20W-1KWP-SFF

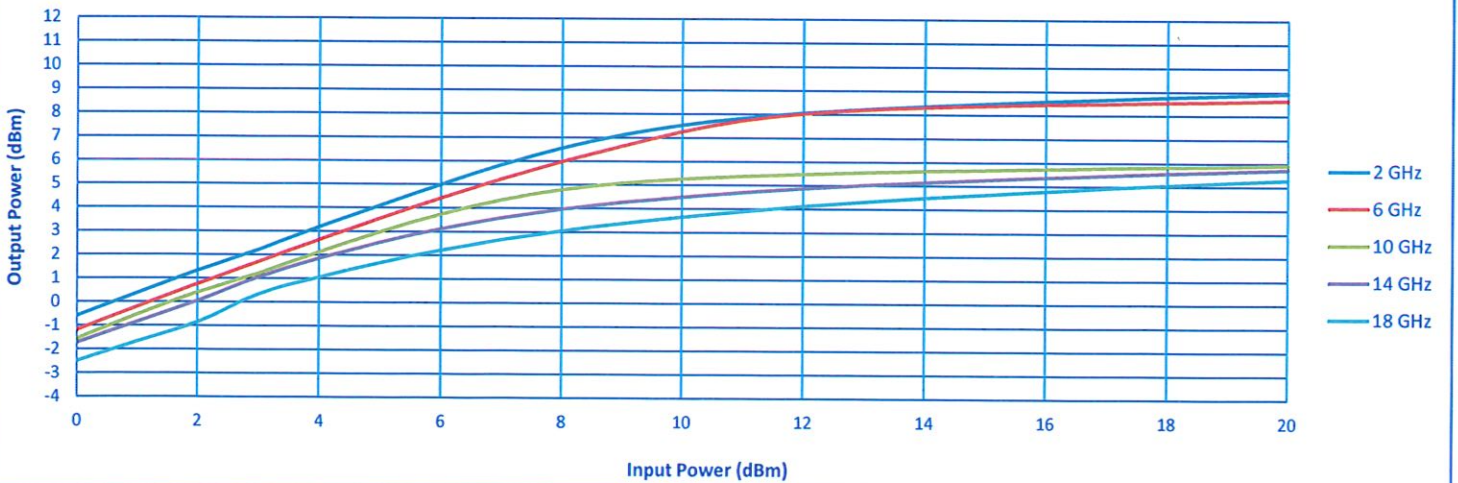
Limiting @ +25°C



Limiting @ -44°C



Limiting @ +78°C

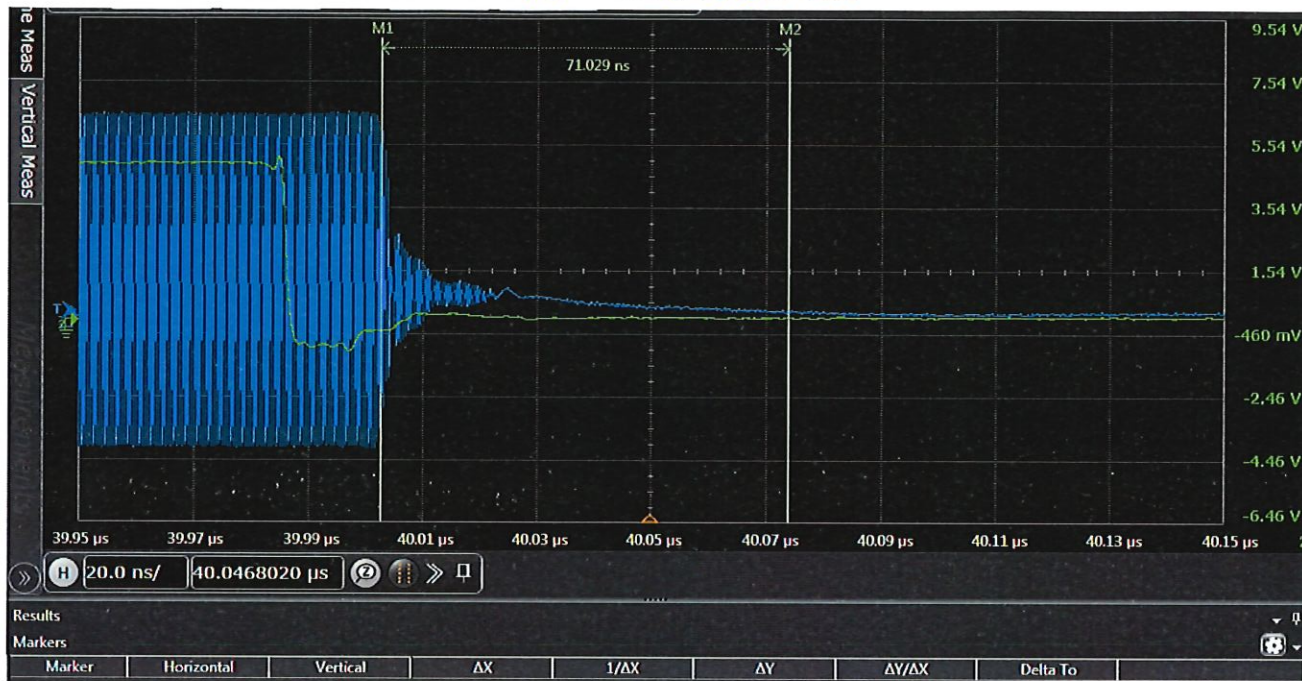




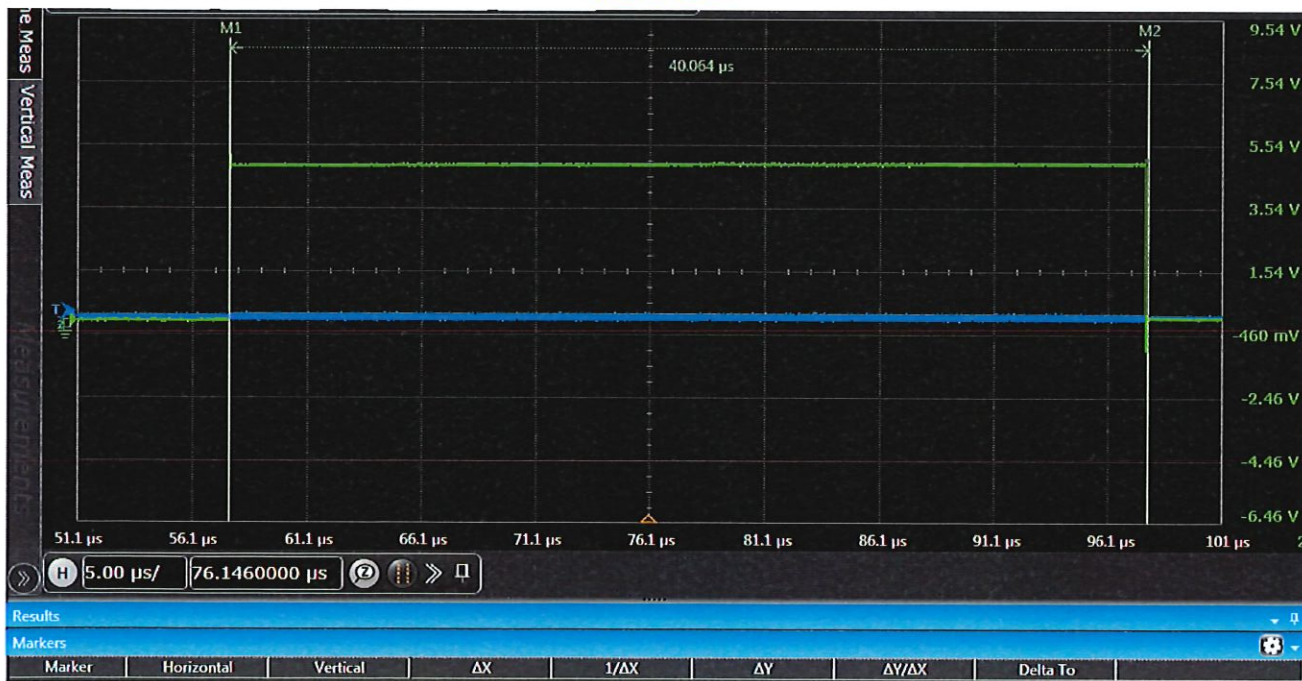
SUMMARY TEST DATA ON LM-2G18G-18-20W-1KWP-SFF

Recovery Time

PW - 1 μ S, PRF - 1KHz, Duty Cycle - 0.1%



Full Pulse



7311-F Grove Road Frederick, MD 21704 USA Phone: (301)662-5019 Fax: (301)662-1731
Email: sales@pmi-rf.com



SUMMARY TEST DATA ON LM-2G18G-18-20W-1KWP-SFF

MECHANICAL OUTLINE TEST

TEST ITEM	PARAMETERS	SPECIFIED VALUE	RESULTS	REMARKS QA/QC
			+25°C	
1	**A	1.00 +/- 0.01 in	1.004 in	PMI QA1
2	**B	0.40 +/- 0.01 in	0.401 in	
3	**C	0.50 +/- 0.01 in	0.493 in	
			0.497 in	
4	**D	0.16 +/- 0.01 in	0.169 in	
			0.168 in	
5	**E	1.00 +/- 0.01 in	1.005 in	
6	*F	0.830 +/- 0.005 in	0.8324 in	
7	*G	0.830 +/- 0.005 in	0.8319 in	
8	**H	0.085 +/- 0.005 in	0.0867 in	
9	**I	0.085 +/- 0.005 in	0.0855 in	
10	**J	0.085 +/- 0.005 in	0.0849 in	
11	**K	0.085 +/- 0.005 in	0.0841 in	
12	*L	0.120 +/- 0.005 in	0.1158 Ø	
			0.1152 Ø	PMI QA1

***Note: Production Test Dimensions and Quality Test Dimensions**

****Note: Quality Mechanical Deminsions for ONLY Quality Testing**