SUMMARY TEST DATA
ON
P2T-1R2G1R4G-25-R-SFF-250W

Customer: [redacted]
SO No: [redacted]
Model No: P2T-1R2G1R4G-25-R-SFF-250W
Serial No: PL35263/2151

Tested By: A. Lopez
Temperature: +25°C
Date: 1/6/2022
Drawing No: 27630680 **Rev:** A1

TEST ITEM NO	PARAMETERS	SPECIFIED VALUE	TEST RESULTS	QA QC
1	Frequency Range:	1.2 to 1.4 GHz	1.2 to 1.4 GHz	PMI QA 2
2	Power:	250 W Peak	Pass See Typical Characteristics	
3	Insertion Loss:	0.8 dB Max.	0.61 dB See Graph	
4	Isolation:	25 dB Min.	31.74 dB See Graph	
5	VSWR:	1.5:1	1.45 dB See Graph	
6	Rise Time:	275 ns Typ From 10% to 90% RF	Pass See Typical Characteristics	
7	Duty Cycle:	10%	Pass See Typical Characteristics	
8	Pulse Width:	150 µs	Pass See Typical Characteristics	
9	PRF:	600 Hz	Pass See Typical Characteristics	
10	Switching Speed:	250 ns Typ (50% TTL to 10%/90% RF)	Pass See Typical Characteristics	
11	Switching Rate:	2 KHz	Pass See Typical Characteristics	
12	Power Supply:	+30 V @ 50 mA +5 V @ 200 mA	+30 V @ 10 mA +5 V @ 134 mA	
13	Control Table:	Logic Table TTL / State 0 / J1-J3 1 / J1-J2	Pass	PMI QA 2

QA/QC Approval: [signature] PMI QA 2 **Date:** 1/7/2022

7311-F Grove Road Frederick, MD 21704 USA Phone: (301)662-5019 Fax: (301)662-1731
Email: sales@pmi-rf.com

PL35263/2151

SUMMARY TEST DATA ON P2T-1R2G1R4G-25-R-SFF-250W

Insertion Loss

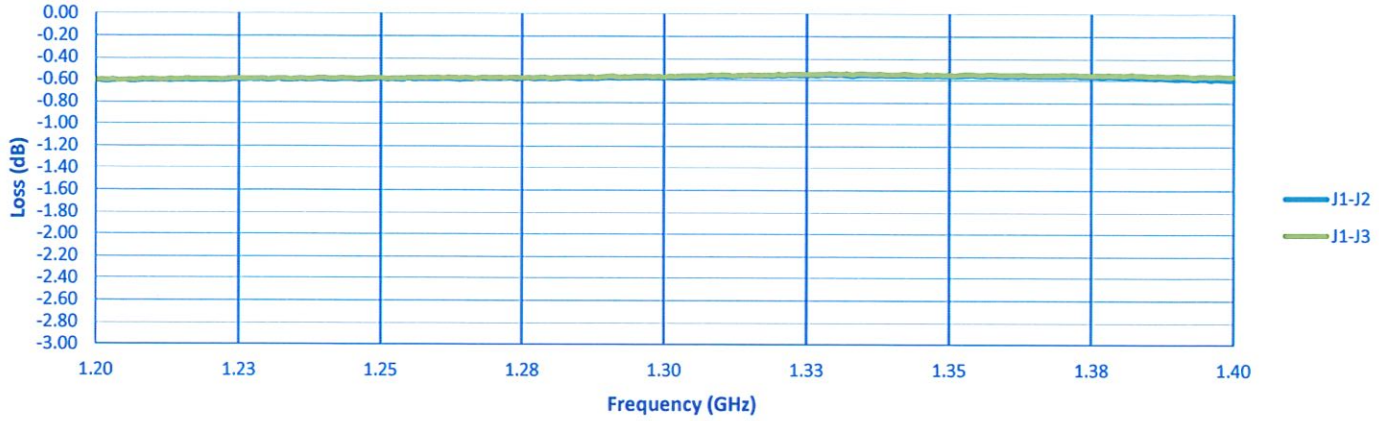

VSWR

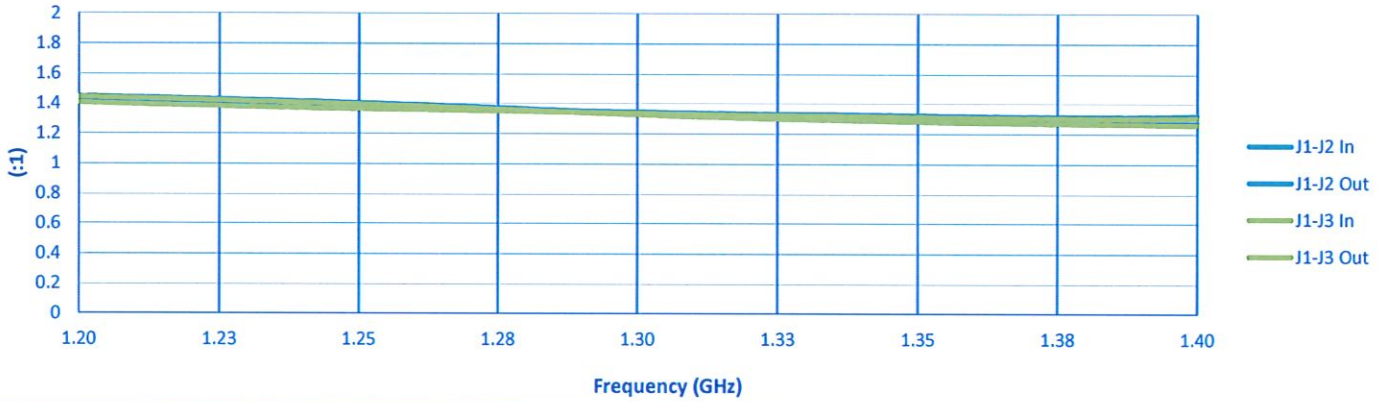

Isolation

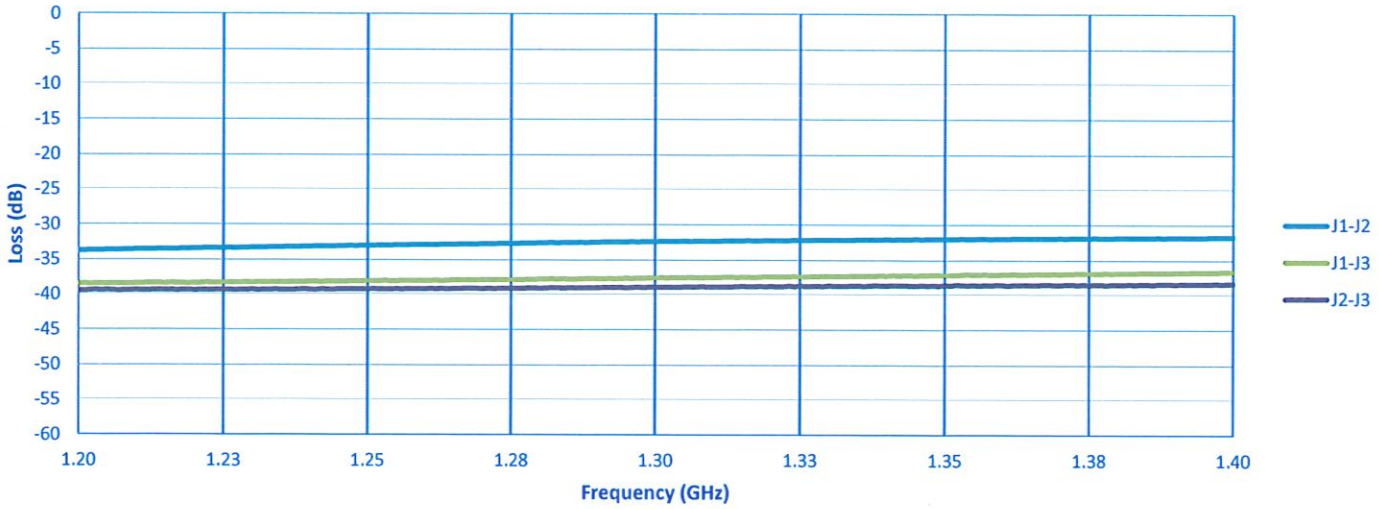

7311-F Grove Road Frederick, MD 21704 USA Phone: (301)662-5019 Fax: (301)662-1731
Email: sales@pmi-rf.com