



**SUMMARY TEST DATA
ON
P2T-500M18G-80-T-515-SFF-4W-ST**

Customer: _____
 SO No: _____
 Model No: P2T-500M18G-80-T-515-SFF-4W-ST
 Serial No: PL35431/2204

Tested By: K. Wagaman
 Temperature: 25 Degrees C
 Date: 1/27/2022
 Drawing No: 27630243 Rev: B2

TEST ITEM NO.	PARAMETERS	SPECIFIED VALUE	TEST RESULTS	QA QC	
1	Frequency Range:	0.5 to 18.0 GHz	0.5 to 18.0 GHz	PMI QA 2	
2	Insertion Loss:	3.5 dB Typ.	2.8 dB See Plot		
3	Isolation:	70 dB Min.	74 dB See Plot		
4	VSWR:	2.0:1 Max.	1.8:1 See Plot		
5	Operating Input Power:	4 Watts CW Max.	Pass See Typical Characteristics		
6	Switching Speed:	60 ns Max.	<40 ns See Typical Characteristics		
7	Power Supply:	+5 VDC @ 150 mA -15 VDC @ 150 mA	+5 VDC @ 61 mA -15 VDC @ 77 mA		
8	Control:	Logic Table			Pass
		CTL1	Function		
		1	J1-J2		
		0	J1-J3		

QA/QC Approval:  PMI QA 2

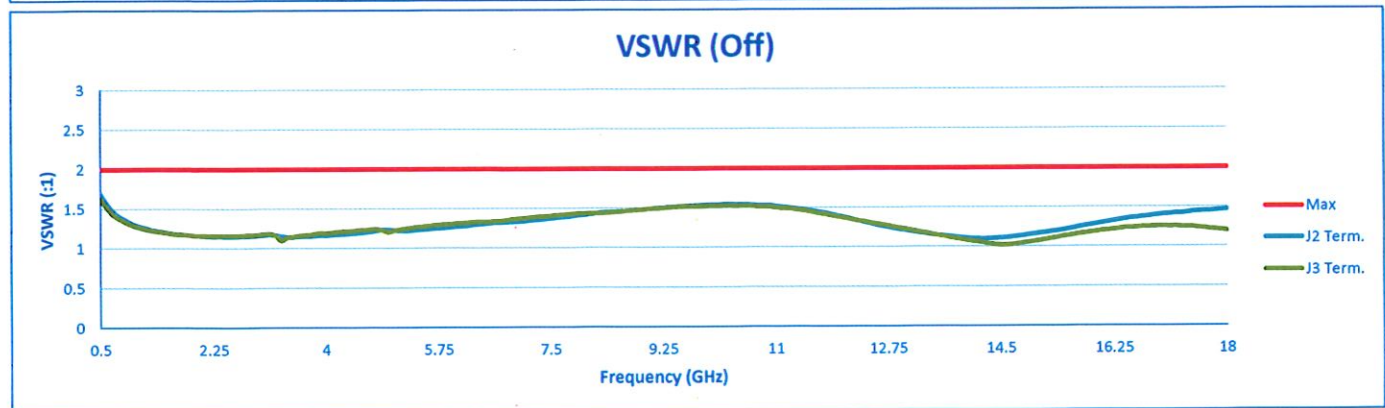
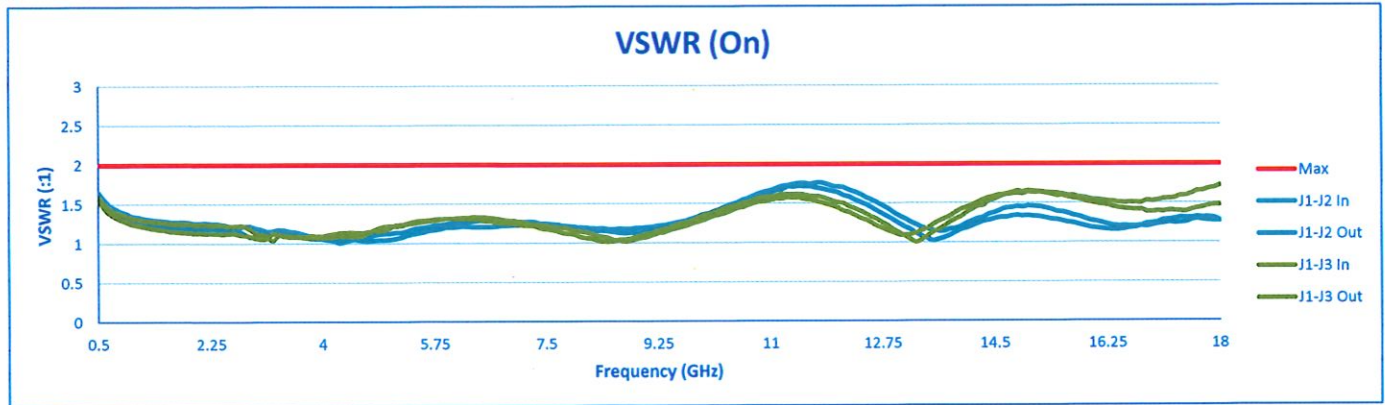
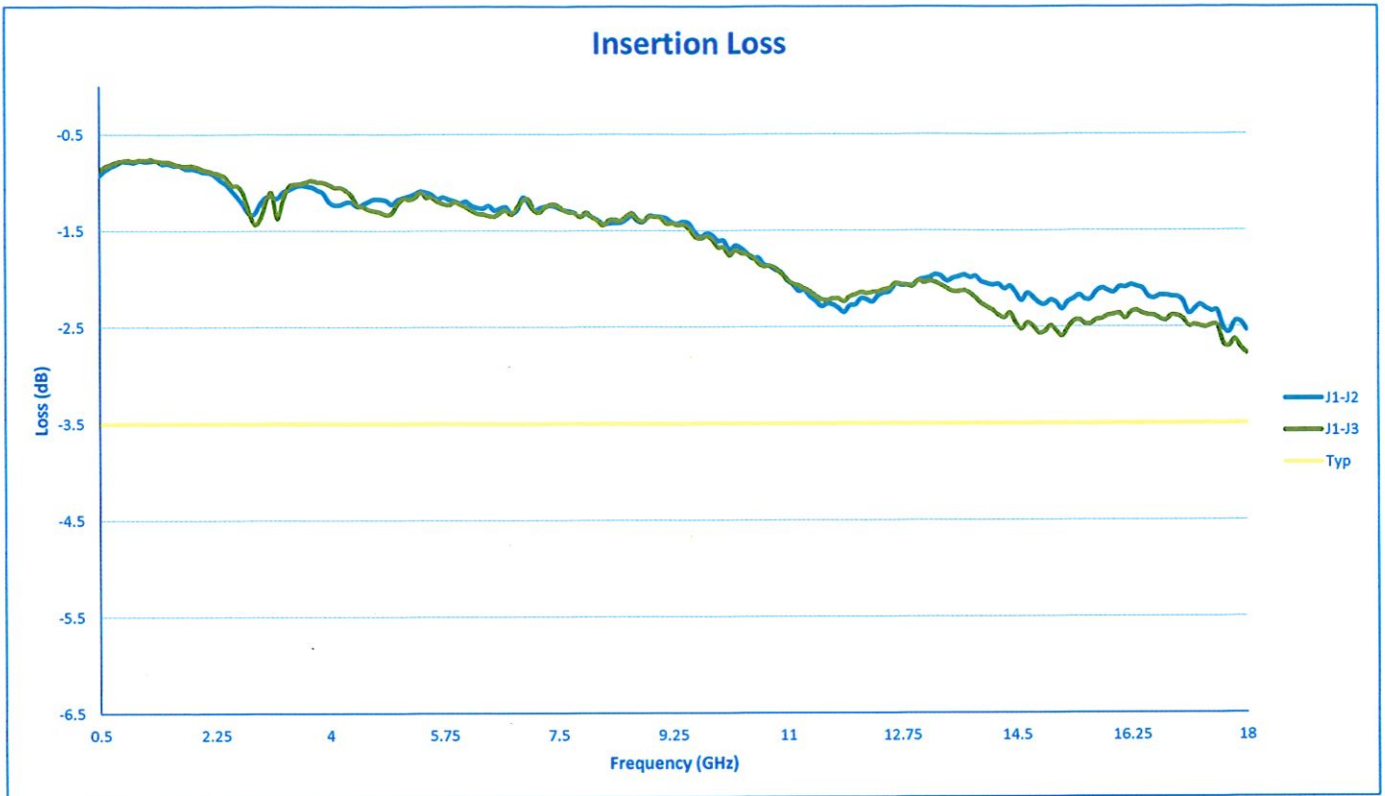
Date: 1/27/2022

7311-F Grove Road Frederick, MD 21704 USA Phone: (301)662-5019 Fax: (301)662-1731
 Email: sales@pmi-rf.com



SUMMARY TEST DATA ON P2T-500M18G-80-T-515-SFF-4W-ST

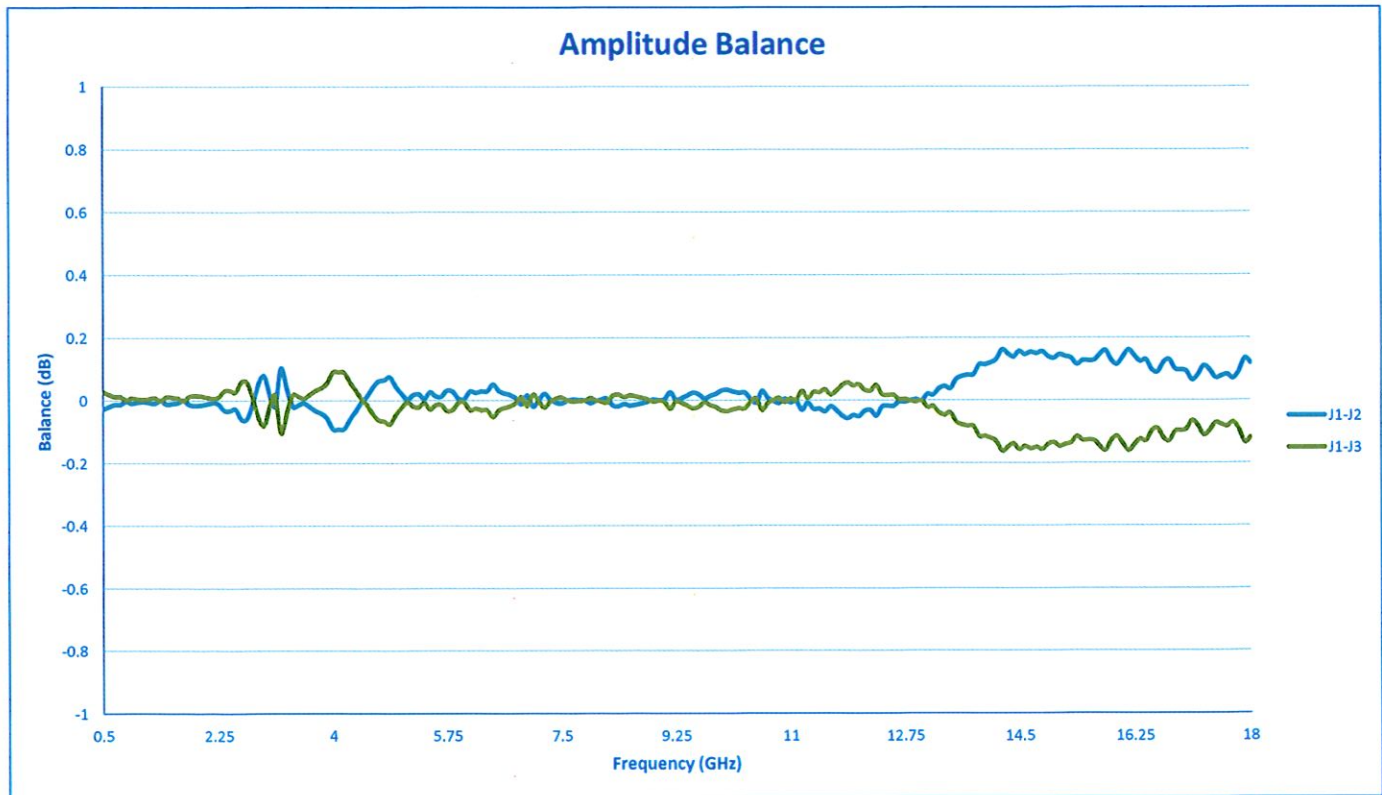
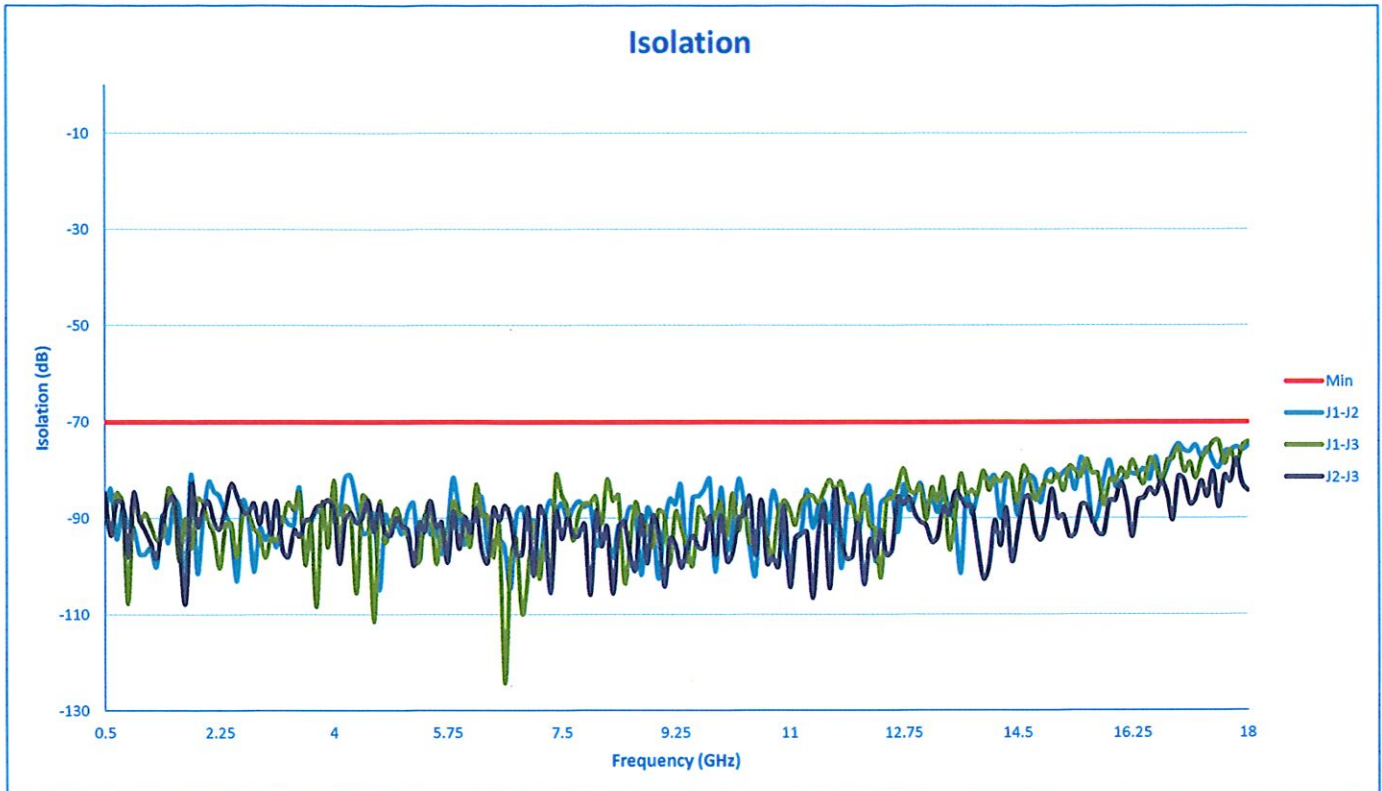
PL35431/2204





SUMMARY TEST DATA ON P2T-500M18G-80-T-515-SFF-4W-ST

PL35431/2204



7311-F Grove Road Frederick, MD 21704 USA Phone: (301)662-5019 Fax: (301)662-1731
Email: sales@pmi-rf.com